


# CLASSIC ENDURANCE RACING 1

## SPA-CLASSIC QUALIFYING

### Sector Analysis

Personal Best Session Best B Crossing the finish line in pit lane

Lap	D	Time	Sector 1	Sector 2	Sector 3	T. Spd	Elapsed	Lap	D	Time	Sector 1	Sector 2	Sector 3	T. Spd	Elapsed
9	1	3:41.953	48.498	1:56.941	56.514	180.6	34:20.903								
<b>12</b>		De Tomaso Pantera Gr. IV 1972 1. Julien BERNA GT1 2. David FEVRE													
1	1	4:04.464	1:15.524	1:47.046	1:01.894	123.0	4:04.464								
2	2	8:52.713 B	6:30.801	1:29.726	<b>52.186</b>	158.8	12:57.177								
3	2	<b>3:17.842</b>	<b>56.034</b>	<b>1:29.220</b>	52.588	155.4	16:15.019								
4	2	3:22.140	58.966	1:29.628	53.546	143.8	19:37.159								
5	2	3:28.177	1:01.605	1:31.373	55.199	140.1	23:05.336								
6	2	3:21.899	58.759	1:29.656	53.484	149.0	26:27.235								
<b>14</b>		Lola T212 1971 1. Mauro POPONCINI P-2L													
1	1	4:48.326	1:53.513	1:49.924	1:04.889	110.4	4:48.326								
2	1	8:32.508 B	6:23.072	1:24.871	<b>44.565</b>	146.7	13:20.834								
3	1	<b>3:12.473</b>	<b>52.380</b>	<b>1:24.324</b>	55.769	176.6	16:33.307								
<b>15</b>		Chevron B19 1971 1. John EMBERSON P-2L													
1	1	3:39.516	51.007	1:44.495	1:04.014	159.5	3:39.516								
2	1	8:26.875 B	6:22.227	1:21.689	42.959	152.1	12:06.391								
3	1	2:43.914	46.255	1:14.969	42.690	197.0	14:50.305								
4	1	2:41.487	45.859	1:14.245	41.383	192.5	17:31.792								
5	1	6:40.436 B	4:40.955	1:17.554	41.927	179.1	24:12.228								
6	1	2:40.554	45.759	1:13.907	40.888	195.5	26:52.782								
7	1	2:41.932	45.887	1:14.873	41.172	202.1	29:34.714								
8	1	2:50.569	46.206	1:15.340	49.023	197.4	32:25.283								
9	1	5:17.958 B	3:24.578	1:13.069	<b>40.311</b>	189.0	37:43.241								
10	1	<b>2:37.328</b>	<b>45.605</b>	<b>1:11.271</b>	40.452	215.7	40:20.569								
11	1	3:54.523	47.223	1:43.383	1:23.917	136.7	44:15.092								
12	1	3:05.444	1:07.197	1:12.995	45.252	210.8	47:20.536								
13	1	6:50.889 B	4:42.460	1:20.482	47.947	193.6	54:11.425								
<b>16</b>		Lola T212 1971 1. Serge KRINKNOFF P-2L													
1	1	5:06.749	2:12.585	1:48.923	1:05.241	75.0	5:06.749								
2	1	9:06.523 B	6:50.411	1:29.483	46.629	131.2	14:13.272								
3	1	2:40.859	46.113	1:14.117	40.629	202.5	16:54.131								
4	1	2:52.478	46.302	1:14.111	52.065	211.7	19:46.609								
5	1	5:18.643 B	3:18.426	1:16.479	43.738	155.1	25:05.252								
6	1	<b>2:37.257</b>	<b>45.634</b>	<b>1:11.557</b>	<b>40.066</b>	208.2	27:42.509								
7	1	2:50.185	45.895	1:16.744	47.546	196.2	30:32.694								
8	1	8:30.035 B	6:28.271	1:18.007	43.757	146.7	39:02.729								
9	1	3:21.171	45.905	1:14.606	1:20.660	198.9	42:23.900								
10	1	7:02.381 B	4:54.553	1:21.572	46.256	169.3	49:26.281								
11	1	2:51.176	45.814	1:15.858	49.504	181.3	52:17.457								
<b>17</b>		Chevron B8 1968 1. Benjamin HATTON P-2L													
1	1	4:46.852	1:51.358	1:50.298	1:05.196	122.7	4:46.852								
2	1	8:38.910 B	6:23.893	1:26.440	48.577	158.3	13:25.762								
3	1	3:03.243	53.558	1:22.174	47.511	174.2	16:29.005								
4	1	3:08.570	<b>52.459</b>	1:25.846	50.265	172.7	19:37.575								
5	1	5:55.289 B	3:49.428	1:18.796	<b>47.065</b>	181.0	25:32.864								
6	1	<b>2:59.363</b>	53.553	<b>1:17.998</b>	47.812	196.6	28:32.227								
7	1	3:09.663	53.216	1:24.643	51.804	161.5	31:41.890								
8	1	5:18.889 B	2:50.301	1:20.351	1:08.237	184.2	37:00.779								
<b>18</b>		Porsche 911 2.5L ST 1972 1. Dimitri PLAQUET GT1 2. Florian MERCKX													
1	1	3:44.872	52.761	1:48.476	1:03.635	138.9	3:44.872								
2	1	8:56.748 B	6:29.777	1:31.153	55.818	145.8	12:41.620								
3	1	3:24.983	58.910	1:35.759	50.314	150.1	16:06.603								
4	1	5:57.472 B	3:43.581	1:26.348	47.543	146.1	22:04.075								
5	1	3:08.545	53.034	1:23.644	51.867	188.3	25:12.620								
6	1	<b>3:01.087</b>	53.048	1:21.876	<b>46.163</b>	191.1	28:13.707								
7	1	3:26.910	52.752	<b>1:20.989</b>	1:13.169	191.5	31:40.617								
8	1	4:03.381	1:45.794	1:29.352	48.235	67.5	35:43.998								
9	1	3:02.328	53.188	1:21.996	47.144	183.9	38:46.326								
10	1	3:36.073	<b>52.673</b>	1:23.493	1:19.907	192.2	42:22.399								
11	1	5:44.039 B	3:31.039	1:24.085	48.915	171.3	48:06.438								
12	1	3:02.854	52.837	1:23.570	46.447	191.1	51:09.292								
13	1	3:19.205	52.786	1:29.914	56.505	177.5	54:28.497								
<b>19</b>		Chevron B19 1971 1. Rolf SIGRIST P-2L													
1	1	3:58.727	1:13.484	1:39.078	1:06.165	126.1	3:58.727								
2	1	8:40.273 B	6:25.899	1:23.151	51.223	166.2	12:39.000								
3	1	2:57.067	48.864	1:23.240	44.963	169.8	15:36.067								
4	1	2:46.115	46.646	1:16.559	42.910	207.0	18:22.182								
5	1	2:45.554	46.866	1:16.117	42.571	209.1	21:07.736								
6	1	2:44.567	46.912	1:15.669	41.986	180.6	23:52.303								
7	1	2:44.870	46.282	1:15.800	42.788	204.5	26:37.173								
8	1	5:58.031 B	3:46.489	1:19.221	52.321	171.3	32:35.204								
9	1	3:15.328	1:16.163	1:16.776	42.389	167.6	35:50.532								
10	1	2:43.244	46.491	1:15.019	41.734	198.1	38:33.776								
11	1	2:44.159	45.329	<b>1:13.873</b>	44.957	209.1	41:17.935								
12	1	4:16.537	1:23.507	1:45.312	1:07.718	86.7	45:34.472								
13	1	<b>2:44.002</b>	47.865	1:14.151	41.986	210.4	48:18.474								
14	1	2:40.308	<b>44.985</b>	1:14.326	<b>40.997</b>	213.4	50:58.782								
15	1	2:58.298	46.465	1:18.068	53.765	187.3	53:57.080								
<b>20</b>		Porsche 911 Carrera RSR 3.0 1974 1. Rémi TERRAIL GT1 2. Jürg AEBERHARD													
1	1	12:01.458	9:48.639	1:25.631	47.188	141.6	12:01.458								
2	1	3:01.088	51.724	1:22.904	46.460	144.8	15:02.546								
3	1	2:57.499	51.062	1:19.550	46.887	156.1	18:00.045								
4	1	2:58.603	50.763	1:19.247	48.593	177.5	20:58.648								
5	2	6:02.861			44.426		27:01.509								
6	2	7:06.199 B			1:12.076		34:07.708								
7	2	2:50.056	48.120	1:16.280	45.656	202.1	36:57.764								
8	2	8:15.764 B	4:41.975	2:11.952	1:21.837	70.1	45:13.528								
9	2	2:46.077	47.949	1:14.923	43.205	201.7	47:59.605								
10	2	<b>2:45.389</b>	47.878	<b>1:14.422</b>	<b>43.089</b>	207.4	50:44.994								
11	2	2:50.123	<b>47.862</b>	1:15.607	46.654	195.5	53:35.117								
<b>21</b>		De Tomaso Pantera Gr. IV 1975 1. Detlef VON DER LIECK GT1 2. Raif KELLENNERS													
1	1	4:07.919	1:19.605	1:45.130	1:03.184	146.5	4:07.919								
2	2	8:31.887 B	6:29.382	1:18.153	44.352	183.9	12:39.806								
3	2	<b>2:46.703</b>	<b>47.470</b>	<b>1:16.828</b>	<b>42.405</b>	181.6	15:26.509								
4	2	9:39.703 B	7:36.451	1:17.973	45.279	191.5	25:06.212								




# CLASSIC ENDURANCE RACING 1

## SPA-CLASSIC QUALIFYING

### Sector Analysis

■ Personal Best ■ Session Best B Crossing the finish line in pit lane

Lap	D	Time	Sector 1	Sector 2	Sector 3	T. Spd	Elapsed	Lap	D	Time	Sector 1	Sector 2	Sector 3	T. Spd	Elapsed	
<b>23</b>	Chevron B21 1972 1. Romain BELLETESTE P-2L							5	2	2:55.001	51.177	1:18.144	45.680	200.5	30:25.934	
	1	5:09.210	2:19.883	1:49.857	59.470	80.2	5:09.210	6	2	3:38.877	46.976	1:32.611	1:19.290	207.8	34:04.811	
	2	8:30.580	B 6:17.489	1:27.248	45.843	137.6	13:39.790	7	2	2:45.877	47.532	1:15.670	<b>42.675</b>	205.3	36:50.688	
	3	1	2:55.246	51.299	1:19.071	44.876	154.2	16:35.036	8	2	6:36.515	B 3:29.345	1:36.022	1:31.148	167.9	43:27.203
	4	1	2:54.123	48.199	1:20.286	45.638	175.7	19:29.159	9	2	3:41.496	1:36.199	1:20.075	45.222	129.3	47:08.699
	5	1	2:48.353	47.235	1:16.177	44.941	188.3	22:17.512	10	2	2:51.740	49.093	1:18.484	44.163	182.6	50:00.439
	6	1	3:05.232	49.610	1:22.553	53.069	150.4	25:22.744	11	2	3:33.448	55.896	1:35.979	1:01.573	145.8	53:33.887
	7	1	4:43.071	B 2:41.503	1:18.769	42.799	168.4	30:05.815								
	8	1	3:37.416	47.451	1:25.450	1:24.515	166.8	33:43.231								
	9	1	2:47.235	48.005	1:16.427	42.803	185.6	36:30.466								
	10	1	<b>2:43.876</b>	47.158	1:14.812	<b>41.906</b>	182.2	39:14.342								
	11	1	3:20.253	<b>46.056</b>	1:19.143	1:15.054	182.2	42:34.595								
	12	1	3:47.332	1:36.418	1:27.646	43.268	99.7	46:21.927								
	13	1	2:45.542	46.073	<b>1:14.638</b>	44.831	190.7	49:07.469								
	14	1	3:08.378	46.847	1:24.872	56.659	159.0	52:15.847								
<b>24</b>	Chevron B16 1971 1. François BOURDIN 2. Charles BOURDIN P-2L							5	2	2:55.001	51.177	1:18.144	45.680	200.5	30:25.934	
	1	3:52.982	1:04.169	1:42.923	1:05.890	140.2	3:52.982	6	2	8:44.709	B 6:29.471	1:24.629	50.609	154.0	12:37.691	
	2	8:44.709	B 6:29.471	1:24.629	50.609	154.0	12:37.691	7	1	3:08.146	55.564	1:23.748	48.834	166.8	15:45.837	
	3	1	3:08.146	55.564	1:23.748	48.834	166.8	15:45.837	8	1	2:58.285	52.633	1:19.706	45.946	176.9	18:44.122
	4	1	2:58.285	52.633	1:19.706	45.946	176.9	18:44.122	9	1	2:54.626	50.115	1:18.792	45.719	178.1	21:38.748
	5	1	2:54.626	50.115	1:18.792	45.719	178.1	21:38.748	10	1	4:02.756	B 1:58.847	1:19.481	44.428	164.1	25:41.504
	6	1	4:02.756	B 1:58.847	1:19.481	44.428	164.1	25:41.504	11	1	3:00.329	51.069	1:18.825	50.435	182.6	28:41.833
	7	1	3:00.329	51.069	1:18.825	50.435	182.6	28:41.833	12	1	3:00.460	50.686	1:19.230	50.544	177.8	31:42.293
	8	1	3:00.460	50.686	1:19.230	50.544	177.8	31:42.293	13	1	3:41.154	1:24.765	1:31.081	45.308	80.4	35:23.447
	9	1	3:41.154	1:24.765	1:31.081	45.308	80.4	35:23.447	14	1	<b>2:51.043</b>	49.725	1:17.226	<b>44.092</b>	183.2	38:14.490
	10	1	<b>2:51.043</b>	49.725	1:17.226	<b>44.092</b>	183.2	38:14.490	15	1	2:54.555	49.432	<b>1:16.166</b>	48.957	187.3	41:09.045
	11	1	2:54.555	49.432	<b>1:16.166</b>	48.957	187.3	41:09.045	16	1	4:22.717	1:29.439	1:45.547	1:07.731	92.0	45:31.762
	12	1	4:22.717	1:29.439	1:45.547	1:07.731	92.0	45:31.762	17	1	2:52.399	50.536	1:17.653	44.210	177.5	48:24.161
	13	1	2:52.399	50.536	1:17.653	44.210	177.5	48:24.161	18	1	2:52.925	49.225	1:19.454	44.246	197.4	51:17.086
	14	1	2:52.925	49.225	1:19.454	44.246	197.4	51:17.086	19	1	2:56.337	<b>48.398</b>	1:20.580	47.359	187.9	54:13.423
	15	1	2:56.337	<b>48.398</b>	1:20.580	47.359	187.9	54:13.423								
<b>25</b>	Porsche 911 Carrera RSR 3.0 (C) 1974 1. Uwe KOLB 2. Didier DENAT GT1							5	2	2:55.001	51.177	1:18.144	45.680	200.5	30:25.934	
	1	13:50.057	...	1:21.541	45.926	159.0	13:50.057	6	2	2:50.462	49.323	1:17.433	43.706	202.9	16:40.519	
	2	2:50.462	49.323	1:17.433	43.706	202.9	16:40.519	7	1	2:52.922	<b>49.080</b>	1:18.002	45.840	195.5	19:33.441	
	3	1	2:52.922	<b>49.080</b>	1:18.002	45.840	195.5	19:33.441	8	1	<b>2:49.985</b>	49.492	<b>1:17.149</b>	<b>43.344</b>	198.9	22:23.426
	4	1	<b>2:49.985</b>	49.492	<b>1:17.149</b>	<b>43.344</b>	198.9	22:23.426	9	1	8:44.457	6:22.985	1:30.631	50.841	149.5	31:07.883
	5	1	8:44.457	6:22.985	1:30.631	50.841	149.5	31:07.883	10	1	3:33.577	55.037	1:49.967	48.573	129.1	34:41.460
	6	1	3:33.577	55.037	1:49.967	48.573	129.1	34:41.460	11	1	3:04.154	52.237	1:23.669	48.248	189.0	37:45.614
	7	1	3:04.154	52.237	1:23.669	48.248	189.0	37:45.614	12	1	3:08.187	52.562	1:25.338	50.287	172.4	40:53.801
	8	1	3:08.187	52.562	1:25.338	50.287	172.4	40:53.801	13	1	5:07.896	B 2:34.090	1:44.038	49.768	104.0	46:01.697
	9	1	5:07.896	B 2:34.090	1:44.038	49.768	104.0	46:01.697	14	1	3:08.637	52.311	1:25.223	51.103	179.7	49:10.334
	10	1	3:08.637	52.311	1:25.223	51.103	179.7	49:10.334	15	1	3:12.414	52.050	1:26.824	53.540	185.9	52:22.748
	11	1	3:12.414	52.050	1:26.824	53.540	185.9	52:22.748	16	1	3:17.236	54.812	1:30.344	52.080	172.7	55:39.984
	12	1	3:17.236	54.812	1:30.344	52.080	172.7	55:39.984								
<b>32</b>	Chevron B8 1968 1. Henrique GEMPERLE 2. Marc de SIEBENTHAL P-2L							5	2	2:55.001	51.177	1:18.144	45.680	200.5	30:25.934	
	1	14:02.539	...	1:28.592	49.600	128.4	14:02.539	6	2	<b>2:45.502</b>	47.351	1:15.102	43.049	206.5	16:48.041	
	2	<b>2:45.502</b>	47.351	1:15.102	43.049	206.5	16:48.041	7	1	2:50.958	<b>46.602</b>	<b>1:14.895</b>	49.461	212.6	19:38.999	
	3	1	2:50.958	<b>46.602</b>	<b>1:14.895</b>	49.461	212.6	19:38.999	8	2	7:51.934	5:41.169	1:22.164	48.601	184.2	27:30.933
	4	2	7:51.934	5:41.169	1:22.164	48.601	184.2	27:30.933								
<b>33</b>	Lola T70 Mk III 1967 1. Patrick JACK P+2L							5	2	2:55.001	51.177	1:18.144	45.680	200.5	30:25.934	
	1	4:49.832	1:55.704	1:49.753	1:04.375	98.8	4:49.832	6	2	8:18.126	B 6:19.927	1:16.697	41.502	173.6	13:07.958	
	2	8:18.126	B 6:19.927	1:16.697	41.502	173.6	13:07.958	7	1	2:44.712	44.377	1:18.781	41.554	195.1	15:52.670	
	3	1	2:44.712	44.377	1:18.781	41.554	195.1	15:52.670	8	1	2:38.189	44.514	<b>1:12.826</b>	<b>40.849</b>	202.1	18:30.859
	4	1	2:38.189	44.514	<b>1:12.826</b>	<b>40.849</b>	202.1	18:30.859	9	1	<b>2:37.310</b>	<b>43.037</b>	1:13.079	41.194	212.6	21:08.169
	5	1	<b>2:37.310</b>	<b>43.037</b>	1:13.079	41.194	212.6	21:08.169	10	1	5:11.881	B 3:13.572	1:15.513	42.796	193.6	26:20.050
	6	1	5:11.881	B 3:13.572	1:15.513	42.796	193.6	26:20.050	11	1	2:39.582	44.191	1:14.436	40.955	207.8	28:59.632
	7	1	2:39.582	44.191	1:14.436	40.955	207.8	28:59.632	12	1	2:47.064	43.810	1:13.569	49.685	203.3	31:46.696
	8	1	2:47.064	43.810	1:13.569	49.685	203.3	31:46.696	13	1	9:27.934	B 7:26.533	1:14.605	46.796	198.5	41:14.630
	9	1	9:27.934	B 7:26.533	1:14.605	46.796	198.5	41:14.630	14	1	6:41.836	B 4:43.346	1:16.099	42.391	195.9	47:56.466
	10	1	6:41.836	B 4:43.346	1:16.099	42.391	195.9	47:56.466	15	1	2:46.094	43.301	1:18.373	44.420	207.0	50:42.560
	11	1	2:46.094	43.301	1:18.373	44.420	207.0	50:42.560								
<b>34</b>	Lola T70 Mk III B 1969 1. David HART 2. Olivier HART P+2L							5	2	2:55.001	51.177	1:18.144	45.680	200.5	30:25.934	
	1	4:17.224	1:24.695	1:48.710	1:03.819	125.8	4:17.224	6	2	8:27.645	B 6:28.698	1:17.202	41.745	170.4	12:44.869	
	2	8:27.645	B 6:28.698	1:17.202	41.745	170.4	12:44.869	7	1	2:42.359	45.622	1:16.157	40.580	183.2	15:27.228	
	3	1	2:42.359	45.622	1:16.157	40.580	183.2	15:27.228	8	1	2:37.478	43.087	1:13.940	40.451	210.4	18:04.706
	4	1	2:37.478	43.087	1:13.940	40.451	210.4	18:04.706	9	1	2:36.192	42.964	1:13.140			



# CLASSIC ENDURANCE RACING 1


## SPA-CLASSIC QUALIFYING

### Sector Analysis

Personal Best Session Best B Crossing the finish line in pit lane

Lap	D	Time	Sector 1	Sector 2	Sector 3	T. Spd	Elapsed	Lap	D	Time	Sector 1	Sector 2	Sector 3	T. Spd	Elapsed
<b>37</b> Lola T70 Mk III B 1969 P+2L															
1. Damon DESANTIS															
2. David HINTON															
1	1	4:05.843	1:17.130	1:46.402	1:02.311	125.9	4:05.843								
2	1	8:47.868	B 6:30.520	1:28.038	49.310	144.8	12:53.711								
3	1	3:03.514	51.156	1:26.116	46.242	156.6	15:57.225								
4	1	2:55.733	49.066	1:21.349	45.318	179.4	18:52.958								
5	1	2:52.303	46.942	1:20.328	45.033	179.4	21:45.261								
6	1	5:36.753	B 3:30.129	1:20.625	45.999	150.1	27:22.014								
7	1	2:54.316	51.840	1:19.079	43.397	169.3	30:16.330								
8	1	3:39.955	46.519	1:25.537	1:27.899	186.2	33:56.285								
9	1	2:54.613	50.032	1:19.406	45.175	168.2	36:50.898								
10	1	2:47.657	47.162	1:16.895	43.600	182.6	39:38.555								
11	1	4:01.791	47.311	1:40.638	1:33.842	173.3	43:40.346								
12	1	3:33.503	1:25.196	1:23.681	44.626	150.1	47:13.849								
13	1	2:47.624	47.239	1:17.351	43.034	171.0	50:01.473								
14	1	2:53.835	46.283	1:20.603	46.949	173.3	52:55.308								
<b>40</b> Ford GT40 1968 GT1															
1. Philippe SCEMAMA															
1	1	3:44.066	54.386	1:44.878	1:04.802	148.4	3:44.066								
2	1	8:28.123	B 6:22.535	1:21.846	43.742	169.6	12:12.189								
3	1	2:45.256	44.748	1:17.677	42.831	195.1	14:57.445								
4	1	2:43.345	44.590	1:16.140	42.615	197.0	17:40.790								
5	1	5:48.395	B 3:46.998	1:18.365	43.032	178.4	23:29.185								
6	1	2:47.592	45.665	1:17.538	44.389	186.9	26:16.777								
7	1	2:46.157	45.231	1:17.603	43.323	205.7	29:02.934								
8	1	19:58.985	B ...	1:20.688	43.858	171.0	49:01.919								
9	1	2:54.670	44.735	1:18.887	51.048	191.5	51:56.589								
<b>42</b> Lola T212 1971 P-2L															
1. Christophe BEAUDON															
1	1	4:43.184	1:43.606	1:49.700	1:09.878	145.4	4:43.184								
2	1	8:37.467	B 6:22.895	1:26.955	47.617	168.7	13:20.651								
3	1	3:02.413	51.668	1:24.817	45.928	187.6	16:23.064								
4	1	2:59.657	50.748	1:22.020	46.889	171.5	19:22.721								
5	1	2:54.299	49.473	1:18.200	46.626	201.7	22:17.020								
6	1	2:52.008	48.654	1:18.037	45.317	172.1	25:09.028								
7	1	2:48.325	47.215	1:17.773	43.337	195.5	27:57.353								
8	1	2:50.350	47.746	1:18.033	44.571	189.3	30:47.703								
9	1	3:36.080	47.495	1:55.923	52.662	190.0	34:23.783								
10	1	5:31.247	B 3:29.355	1:18.102	43.790	188.6	39:55.030								
11	1	3:49.817	47.271	1:40.509	1:22.037	199.3	43:44.847								
12	1	4:34.709	B 2:24.525	1:23.549	46.635	187.9	48:19.556								
13	1	2:51.277	46.941	1:19.376	44.960	207.4	51:10.833								
14	1	3:01.173	48.191	1:25.977	47.005	165.7	54:12.006								
<b>44</b> Chevron B19 1971 P-2L															
1. Rory JACK															
1	1	11:54.738	9:49.358	1:21.766	43.614	151.9	11:54.738								
2	1	2:44.839	48.368	1:14.492	41.979	205.3	14:39.577								
3	1	2:42.915	46.494	1:14.904	41.517	213.4	17:22.492								
4	1	2:46.979	46.690	1:14.120	46.169	191.1	20:09.471								
5	1	6:25.596	4:24.044	1:17.380	44.172	185.2	26:35.067								
6	1	2:42.768	46.458	1:14.922	41.388	196.2	29:17.835								
7	1	2:47.111	46.660	1:13.995	46.456	194.0	32:04.946								
8	1	3:36.674	1:34.059	1:19.632	42.983	79.6	35:41.620								
9	1	2:40.122	45.891	1:13.460	40.771	210.8	38:21.742								
10	1	2:49.780	45.741	1:13.633	50.406	215.7	41:11.522								
11	1	5:48.354	B 3:46.091	1:19.512	42.751	96.2	46:59.876								
12	1	2:39.317	45.453	1:12.939	40.925	219.4	49:39.193								
13	1	2:58.657	45.629	1:22.222	50.806	201.3	52:37.850								
<b>46</b> Porsche 911 Carrera RS 2.7 1973 GT1															
1. Alice BOURIEZ															
1	1	4:52.063	1:59.413	1:47.818	1:04.832	102.4	4:52.063								
2	1	8:47.119	B 6:23.077	1:31.197	52.845	143.6	13:39.182								
3	1	3:15.690	57.034	1:27.469	51.187	166.0	16:54.872								
4	1	3:16.579	56.371	1:27.596	52.612	162.5	20:11.451								
5	1	7:14.925	B 4:57.060	1:26.789	51.076	169.6	27:26.376								
6	1	3:12.771	56.454	1:26.402	49.915	165.2	30:39.147								
7	1	3:44.873	55.264	1:54.723	54.886	177.8	34:24.020								
8	1	3:12.243	55.282	1:27.092	49.869	176.6	37:36.263								
9	1	3:24.354	54.408	1:37.807	52.139	177.5	41:00.617								
10	1	4:27.079	1:09.577	2:04.984	1:12.518	93.5	45:27.696								
11	1	3:21.502	58.067	1:30.319	53.116	153.5	48:49.198								
12	1	5:54.206	B 3:28.807	1:31.610	53.789	164.9	54:43.404								
<b>47</b> Lola T70 Mk II 1966 P+2L															
1. Marcel BERNET															
1	1	12:41.022	9:59.573	1:42.666	58.783	132.8	12:41.022								
2	1	3:30.309	58.948	1:36.105	55.256	141.4	16:11.331								
3	1	3:34.502	59.736	1:38.751	56.015	130.9	19:45.833								
4	1	3:22.069	56.852	1:32.306	52.911	131.2	23:07.902								
5	1	3:17.491	55.707	1:28.151	53.633	154.2	26:25.393								
6	1	3:24.310	56.905	1:33.847	53.558	135.6	29:49.703								
7	1	4:02.670	54.937	1:40.594	1:27.139	133.5	33:52.373								
8	1	3:20.021	56.272	1:31.853	51.896	134.9	37:12.394								
9	1	3:19.702	52.938	1:33.551	53.213	147.7	40:32.096								
10	1	4:54.310	1:20.011	2:12.852	1:21.447	79.9	45:26.406								
11	1	3:20.920	59.013	1:29.598	52.309	149.7	48:47.326								
12	1	3:36.084	53.373	1:39.064	1:03.647	141.6	52:23.410								
<b>48</b> Porsche 908/03 1969 P+2L															
1. Peter VÖGELE															
1	1	4:46.025	1:50.456	1:50.420	1:05.149	111.9	4:46.025								
2	1	8:37.665	B 6:26.013	1:26.874	44.778	111.4	13:23.690								
3	1	2:59.742	50.991	1:23.649	45.102	152.8	16:23.432								
4	1	2:57.357	49.971	1:20.987	46.399	160.5	19:20.789								
5	1	2:55.393	49.777	1:19.436	46.180	189.3	22:16.182								
6	1	4:15.846	B 2:09.702	1:21.181	44.963	174.2	26:32.028								
7	1	2:53.212	48.250	1:20.865	44.097	177.2	29:25.240								
8	1	3:03.245	47.564	1:20.338	55.343	175.7	32:28.485								





# CLASSIC ENDURANCE RACING 1

## SPA-CLASSIC QUALIFYING

### Sector Analysis

Personal Best Session Best B Crossing the finish line in pit lane

Lap	D	Time	Sector 1	Sector 2	Sector 3	T. Spd	Elapsed	Lap	D	Time	Sector 1	Sector 2	Sector 3	T. Spd	Elapsed
9	1	3:25.218	1:19.369	1:21.708	44.141	141.0	35:53.703	1	1	4:00.873	1:14.303	1:43.009	1:03.561	123.5	4:00.873
10	1	<b>2:50.603</b>	47.621	<b>1:18.883</b>	44.099	183.6	38:44.306	2	1	8:37.704 B	6:25.005	1:23.041	49.658	157.5	12:38.577
11	1	3:05.887	47.606	1:19.759	58.522	181.6	41:50.193	3	1	<b>3:02.922</b>	<b>52.074</b>	1:23.873	<b>46.975</b>	173.0	15:41.499
12	1	3:46.370	1:11.711	1:47.144	47.515	126.4	45:36.563	4	1	9:51.065 B	7:41.242	1:21.964	47.859	165.7	25:32.564
13	1	2:53.875	47.701	1:21.684	44.490	181.3	48:30.438	5	1	3:11.415	54.661	1:22.703	54.051	149.9	28:43.979
14	1	3:04.935	47.566	1:27.354	50.015	194.7	51:35.373	6	1	10:54.926 B	8:44.159	<b>1:21.594</b>	49.173	160.5	39:38.905
								7	1	4:03.665	57.778	1:44.659	1:21.228	140.4	43:42.570

**49** Porsche 911 Carrera RS 3.0 1974  
1.Christophe FLORIN GT1

1	1	12:25.436	9:51.365	1:39.260	54.811	132.1	12:25.436
2	1	3:19.323	54.725	1:32.977	51.621	154.9	15:44.759
3	1	3:18.186	54.025	1:31.821	52.340	158.0	19:02.945
4	1	3:09.608	53.848	1:27.269	48.491	169.8	22:12.553
5	1	3:11.236	53.889	1:27.855	49.492	153.5	25:23.789
6	1	5:07.194	2:49.229	1:28.224	49.741	166.0	30:30.983
7	1	3:47.860	<b>52.439</b>	1:56.057	59.364	163.6	34:18.843
8	1	3:06.685	53.189	<b>1:25.395</b>	<b>48.101</b>	169.0	37:25.528
9	1	<b>3:08.412</b>	52.918	1:26.575	48.919	162.0	40:33.940
10	1	4:50.402	1:24.137	2:13.040	1:13.225	73.9	45:24.342
11	1	3:17.541	53.346	1:31.277	52.918	158.3	48:41.883
12	1	3:21.932	52.511	1:34.520	54.901	163.3	52:03.815
13	1	3:19.421	53.622	1:34.710	51.089	162.5	55:23.236

**56** Chevron B19 1971  
1.Joao Paulo CAMPOS COS P-2L  
2.Alexandre BEIRAO

1	1	4:18.141	1:25.996	1:48.429	1:03.716	121.7	4:18.141
2	1	8:40.290 B	6:31.237	1:23.643	45.410	167.9	12:58.431
3	1	2:59.101	48.589	1:25.184	45.328	167.9	15:57.532
4	1	2:56.262	48.937	1:21.756	45.569	176.0	18:53.794
5	1	2:52.249	48.189	1:18.575	45.485	185.9	21:46.043
6	1	2:46.876	47.443	1:16.665	<b>42.768</b>	191.8	24:32.919
7	1	2:49.139	46.990	1:16.616	45.533	195.9	27:22.058
8	2	6:20.100 B	3:24.364	1:30.096	1:25.640	152.1	33:42.158
9	2	2:51.438	50.464	1:17.223	43.751	173.3	36:33.596
10	2	2:47.638	46.859	1:17.428	43.351	190.4	39:21.234
11	2	3:48.455	47.494	1:35.986	1:24.975	176.6	43:09.689
12	2	5:07.821 B	3:04.399	1:18.477	44.945	181.6	48:17.510
13	2	<b>2:45.471</b>	47.108	<b>1:15.522</b>	42.841	197.4	51:02.981
14	2	2:54.468	<b>46.507</b>	1:16.273	51.688	193.3	53:57.449

**57** Lola T70 Mk III B 1968  
1.Christophe GADAIS P+2L

1	1	5:12.687	2:21.693	1:49.794	1:01.200	94.1	5:12.687
2	1	8:36.719 B	6:17.387	1:29.770	49.562	141.8	13:49.406
3	1	3:01.117	52.019	1:23.392	45.706	161.3	16:50.523
4	1	2:57.729	46.974	1:20.578	50.177	173.9	19:48.252
5	1	6:39.399 B	4:24.864	1:27.886	46.649	147.1	26:27.651
6	1	<b>2:49.124</b>	47.307	<b>1:18.439</b>	43.378	172.1	29:16.775
7	1	3:07.711	47.750	1:26.562	53.399	156.8	32:24.486
8	1	6:32.742 B	4:23.821	1:25.601	<b>43.320</b>	149.9	38:57.228
9	1	3:27.767	<b>45.886</b>	1:21.095	1:20.786	176.6	42:24.995
10	1	3:48.151	1:21.934	1:42.201	44.016	83.4	46:13.146
11	1	2:53.837	46.665	1:20.338	46.834	174.2	49:06.983
12	1	3:09.940	47.916	1:27.863	54.161	154.0	52:16.923

**58** Porsche 911 Carrera RSR 3.0 1974  
1.Urs BECK GT1

**61** Chevrolet Corvette C3 1969  
1.Bruno VIEREN GT1  
2.Olivier BOUGRAT

1	1	4:11.526	1:21.980	1:46.000	1:03.546	109.3	4:11.526
2	1	8:59.446 B	6:31.767	1:35.217	52.462	124.8	13:10.972
3	1	3:22.892	55.977	1:34.019	52.896	131.9	16:33.864
4	1	3:26.139	57.520	1:34.233	54.386	149.3	20:00.003
5	1	3:15.182	53.486	1:30.237	51.459	140.1	23:15.185
6	1	3:20.694	54.840	1:33.737	52.117	127.6	26:35.879
7	1	3:21.107	54.682	1:35.092	51.333	143.6	29:56.986
8	1	3:58.332	54.377	1:36.055	1:27.900	142.0	33:55.318
9	1	3:24.821	54.064	1:38.263	52.494	135.1	37:20.139
10	1	3:19.537	53.359	1:30.934	55.244	140.1	40:39.676
11	1	5:49.985 B	3:14.320	1:45.992	<b>49.673</b>	79.6	46:29.661
12	1	<b>3:09.063</b>	<b>50.785</b>	<b>1:28.409</b>	49.869	155.6	49:38.724
13	1	3:36.997	52.951	1:42.898	1:01.148	129.1	53:15.721

**62** Ford GT40 (C) 1965  
1.Michael BIRCH GT1  
2.Andrew NEWALL


1	1	4:55.845	2:04.941	1:45.520	1:05.384	75.0	4:55.845
2	1	8:43.321 B	6:19.510	1:34.465	49.346	136.7	13:39.166
3	1	3:05.010	50.667	1:28.878	45.465	160.3	16:44.176
4	1	3:03.254	48.440	1:24.101	50.713	162.3	19:47.430
5	1	5:18.448 B	3:07.518	1:23.581	47.349	166.8	25:05.878
6	1	2:57.224	49.136	1:23.119	<b>44.969</b>	179.4	28:03.102
7	1	2:57.395	47.725	1:22.808	46.862	175.4	31:00.497
8	1	3:37.503	47.956	2:02.110	47.437	175.4	34:38.000
9	1	3:03.128	48.153	1:29.064	45.911	169.6	37:41.128
10	1	2:54.227	47.497	1:21.463	45.267	174.2	40:35.355
11	1	4:42.473	1:08.222	2:10.747	1:23.504	75.3	45:17.828
12	1	<b>2:53.631</b>	<b>46.293</b>	<b>1:21.436</b>	45.902	180.6	48:11.459
13	1	3:29.999	49.222	1:40.175	1:00.602	173.6	51:41.458

**65** Porsche 911 Carrera RSR 3.0 1974  
1.Daniele PERFETTI GT1

1	1	3:38.152	46.627	1:47.343	1:04.182	151.2	3:38.152
2	1	8:43.337 B	6:22.418	1:29.018	51.901	151.2	12:21.489
3	1	2:49.639	49.249	1:16.652	43.738	202.9	15:11.128
4	1	<b>2:46.141</b>	<b>47.670</b>	<b>1:15.226</b>	<b>43.245</b>	209.1	17:57.269
5	1	16:06.314 B	...	2:02.845	1:19.004	96.3	34:03.583
6	1	3:01.006	53.090	1:21.259	46.657	186.2	37:04.589
7	1	2:59.755	53.067	1:21.116	45.572	175.1	40:04.344

**67** Chevron B19 1971  
1.Robert SHAW P-2L

1	1	14:01.437	...	1:29.419	49.254	139.3	14:01.437
2	1	10:20.000	8:05.384	1:27.907	46.709	159.5	24:21.437
3	1	13:40.778 B	...	1:22.986	47.176	143.6	38:02.215
4	1	2:51.094	47.233	1:18.010	45.851	180.6	40:53.309
5	1	4:51.181 B	2:10.432	1:46.936	53.813	127.0	45:44.490




# CLASSIC ENDURANCE RACING 1

## SPA-CLASSIC QUALIFYING

### Sector Analysis

■ Personal Best ■ Session Best B Crossing the finish line in pit lane

Lap	D	Time	Sector 1	Sector 2	Sector 3	T. Spd	Elapsed	Lap	D	Time	Sector 1	Sector 2	Sector 3	T. Spd	Elapsed
6	1	2:48.525	47.180	1:18.179	43.166	193.3	48:33.015	2	1	8:38.217 B	6:29.524	1:22.840	45.853	164.9	12:47.175
7	1	<b>2:45.022</b>	<b>45.790</b>	<b>1:17.822</b>	<b>41.410</b>	197.4	51:18.037	3	1	2:55.171	51.144	1:18.590	45.437	190.0	15:42.346
8	1	2:52.325					54:10.362	4	1	2:50.724	48.386	1:17.723	44.615	197.4	18:33.070
<b>68</b> Porsche 911 Carrera RSR 3.0 1974 1. Lucca LITTARDI GT1								<b>5</b> 1 2:48.784 47.734 1:17.176 43.874 196.2 21:21.854 <b>6</b> 1 <b>2:48.377</b> 48.012 1:16.993 <b>43.372</b> 201.7 24:10.231 <b>7</b> 1 2:52.585 47.490 1:19.037 46.058 208.2 27:02.816 <b>8</b> 1 2:54.467 47.790 1:19.355 47.322 204.1 29:57.283 <b>9</b> 1 7:28.350 B 5:26.165 1:17.664 44.521 185.6 37:25.633 <b>10</b> 1 2:48.686 47.677 1:16.977 44.032 192.2 40:14.319 <b>11</b> 1 3:50.839 50.109 1:38.385 1:22.345 143.8 44:05.158 <b>12</b> 1 3:17.747 1:12.599 1:18.501 46.647 187.6 47:22.905 <b>13</b> 1 2:50.516 50.447 <b>1:16.425</b> 43.644 201.7 50:13.421 <b>14</b> 1 2:54.850 <b>47.180</b> 1:19.534 48.136 207.8 53:08.271							
<b>70</b> Lola T70 Mk III B 1969 1. Pierre-Alain FRANCE P+2L								<b>79</b> Porsche 911 Carrera RS 3.0 (C) 1975 1. Brice PINEAU GT1							
1	1	13:47.343	...	1:22.316	46.113	139.3	13:47.343	1	1	3:45.577	53.361	1:49.152	1:03.064	138.5	3:45.577
2	1	2:47.066	47.238	1:17.512	42.316	196.2	16:34.409	2	1	8:49.620 B	6:29.412	1:28.630	51.578	148.8	12:35.197
3	1	2:47.123	45.937	1:16.541	44.645	180.0	19:21.532	3	1	3:11.676	51.691	1:29.716	50.269	159.0	15:46.873
4	1	8:02.187	6:00.828	1:17.019	44.340	173.3	27:23.719	4	1	<b>3:11.225</b>	52.173	1:30.149	48.903	158.8	18:58.098
5	1	13:39.788 B	...	1:17.707	46.317	170.7	41:03.507	5	1	3:11.655	<b>51.087</b>	1:29.573	50.995	145.6	22:09.753
6	1	4:25.753	1:14.882	1:59.322	1:11.549	101.5	45:29.260	6	1	6:32.798 B	3:57.383	<b>1:27.250</b>	1:08.165	160.3	28:42.551
7	1	2:43.036	45.492	1:16.191	<b>41.353</b>	202.1	48:12.296	7	1	3:12.298	52.734	1:28.322	51.242	151.2	31:54.849
8	1	<b>2:41.576</b>	44.328	<b>1:15.509</b>	41.739	191.1	50:53.872	8	1	3:57.954	1:35.457	1:33.567	48.930	67.4	35:52.803
9	1	2:55.023	<b>43.881</b>	1:20.066	51.076	199.7	53:48.895	9	1	3:13.959	52.836	1:32.405	<b>48.718</b>	154.2	39:06.762
<b>72</b> Chevron B16 1970 1. Didier ROBIN P-2L 2. Arnold ROBIN								<b>85</b> Porsche 911 Carrera RSR 3.0 1974 1. Ambrogio PERFETTI GT1							
1	1	4:06.654	1:18.627	1:45.369	1:02.658	148.0	4:06.654	1	1	3:38.812	47.451	1:47.265	1:04.096	143.2	3:38.812
2	2	8:37.679 B	6:30.435	1:18.722	48.522	159.7	12:44.333	2	1	8:43.495 B	6:22.285	1:29.122	52.088	155.6	12:22.307
3	2	<b>2:48.505</b>	51.893	1:14.810	<b>41.802</b>	211.2	15:32.838	3	1	2:56.750	51.088	1:19.787	45.875	191.8	15:19.057
<b>75</b> Chevron B16 1970 1. Ted TUPPEN P-2L								<b>86</b> Lola T70 Mk III B 1969 1. Eric MESTDAGH P+2L							
1	1	4:53.270	2:01.871	1:46.580	1:04.819	76.7	4:53.270	1	1	3:47.240	1:00.565	1:43.562	1:03.113	147.1	3:47.240
2	1	8:46.154 B	6:22.759	1:34.412	48.983	142.2	13:39.424	2	1	8:35.332 B	6:27.901	1:22.156	45.275	177.5	12:22.572
3	1	2:59.463	50.672	1:22.931	45.860	174.5	16:38.887	3	1	2:43.140	45.849	1:15.789	41.502	192.5	15:05.712
4	1	2:55.414	50.132	1:19.317	45.965	205.3	19:34.301	4	1	2:42.878	45.537	1:14.043	43.298	190.4	17:48.590
5	1	2:53.662	47.852	1:20.078	45.732	195.9	22:27.963	5	1	5:11.848 B	3:11.274	1:16.258	44.316	182.2	23:00.438
6	1	4:44.945 B	2:37.126	1:21.079	46.740	169.0	27:12.908	6	1	<b>2:37.717</b>	44.199	<b>1:13.354</b>	<b>40.164</b>	197.4	25:38.155
7	1	3:27.733	1:15.831	1:25.837	46.065	173.6	30:40.641	7	1	5:59.186 B	3:52.200	1:18.446	48.540	168.4	31:37.341
8	1	3:36.139	47.747	1:56.966	51.426	191.5	34:16.780	8	1	3:18.381	1:04.807	1:30.013	43.561	106.4	34:55.722
9	1	2:51.304	47.443	1:19.217	44.644	187.3	37:08.084	9	1	2:38.944	<b>44.155</b>	1:14.038	40.751	199.3	37:34.666
10	1	<b>2:48.816</b>	47.699	<b>1:17.334</b>	<b>43.783</b>	209.1	39:56.900	10	1	2:42.732	45.764	1:16.036	40.932	191.5	40:17.398
11	1	3:52.648	47.503	1:42.176	1:22.969	205.3	43:49.548								
12	1	6:08.450 B	3:57.401	1:26.135	44.914	161.3	49:57.998								
13	1	3:08.551	<b>47.074</b>	1:24.234	57.243	186.2	53:06.549								
<b>76</b> Ford GT40 (C) 1965 1. Christian OLDENDORFF GT1															
1	1	4:48.701	1:54.302	1:49.701	1:04.698	103.2	4:48.701								
2	1	9:45.328 B	7:38.500	<b>1:20.410</b>	<b>46.418</b>	155.4	14:34.029								
3	1	3:04.570 B	<b>47.731</b>	1:20.933	55.906	185.2	17:38.599								
4	1	7:11.145 B	4:46.395	1:28.902	55.848	161.8	24:49.744								
<b>77</b> Porsche 911 Carrera RSR 3.0 (C) 1974 1. Mark SUMPTER GT1															
1	1	4:08.958	1:20.191	1:45.540	1:03.227	133.5	4:08.958								



# CLASSIC ENDURANCE RACING 1

## SPA-CLASSIC QUALIFYING

### Sector Analysis

Personal Best Session Best B Crossing the finish line in pit lane

Lap	D	Time	Sector 1	Sector 2	Sector 3	T. Spd	Elapsed	Lap	D	Time	Sector 1	Sector 2	Sector 3	T. Spd	Elapsed
11	1	3:49.424	48.602	1:38.286	1:22.536	133.5	44:06.822	6	2	2:38.248	43.190	1:13.811	41.247	219.4	22:26.387
<b>87</b> Ford GT40 1969 1.Christophe DELACHAUX 2.Eric HELARY GT1								<b>140</b> Lola T212 1971 1.Gonçalo GOMES 2.James CLARIDGE P-2L							
1	1	3:43.230	55.565	1:43.004	1:04.661	167.6	3:43.230	1	1	4:15.484	1:24.297	1:48.202	1:02.985	124.4	4:15.484
2	1	8:27.942	B 6:22.309	1:21.568	44.065	178.1	12:11.172	2	2	8:37.803	B 6:31.059	1:19.486	47.258	157.3	12:53.287
3	1	2:41.364	44.408	1:15.253	41.703	190.7	14:52.536	3	2	2:53.833	49.936	1:19.220	44.677	195.5	15:47.120
4	1	2:49.442	44.604	1:19.059	45.779	201.7	17:41.978	4	2	2:46.747	48.354	1:14.911	43.482	210.8	18:33.867
5	1	5:33.749	B 3:33.552	1:16.726	43.471	184.9	23:15.727	5	2	2:47.108	46.903	1:15.600	44.605	214.8	21:20.975
6	1	2:40.208	45.543	1:13.339	41.326	211.2	25:55.935	6	2	2:47.124	47.539	1:16.624	42.961	192.2	24:08.099
7	1	2:48.717	44.214	1:15.144	49.359	232.4	28:44.652	7	2	2:44.161	46.381	1:16.086	41.694	209.9	26:52.260
8	1	5:55.064	B 3:30.679	1:39.758	44.627	120.4	34:39.716	8	2	2:46.455	46.713	1:17.161	42.581	199.7	29:38.715
9	1	2:48.645	47.123	1:18.519	43.003	162.8	37:28.361	9	2	2:55.740	46.234	1:16.775	52.731	194.4	32:34.455
10	1	2:47.717	48.189	1:16.853	42.675	177.2	40:16.078	10	1	6:13.719	B 4:14.368	1:17.558	41.793	155.9	38:48.174
11	1	3:49.887	49.410	1:38.095	1:22.382	136.5	44:05.965	11	1	2:49.733	45.366	1:13.656	50.711	200.9	41:37.907
12	1	3:15.130	1:13.917	1:17.385	43.828	149.9	47:21.095	12	1	3:55.388	1:16.039	1:53.868	45.481	90.5	45:33.295
13	1	2:45.474	45.709	1:16.711	43.054	189.7	50:06.569	13	1	2:43.189	48.641	1:13.921	40.627	220.3	48:16.484
14	1	2:52.517	45.738	1:18.960	47.819	181.6	52:59.086	14	1	2:38.463	44.455	1:13.640	40.368	205.3	50:54.947
<b>94</b> Chevron B6/8 1968 1.Stephan KOENIG 2.Philipp KOENIG P-2L								<b>911</b> Porsche 911 Carrera RSR 2.8 1973 1.Alain GADAL GT1							
1	1	4:13.287	1:23.154	1:46.797	1:03.336	110.2	4:13.287	1	1	3:41.020	52.663	1:44.820	1:03.537	152.8	3:41.020
2	2	8:49.181	B 6:29.692	1:29.081	50.408	149.3	13:02.468	2	1	9:00.896	B 6:42.567	1:26.801	51.528	163.1	12:41.916
3	2	3:01.719	51.093	1:23.555	47.071	176.3	16:04.187	3	1	3:13.579	57.055	1:26.568	49.956	181.6	15:55.495
4	2	2:57.931	50.119	1:21.458	46.354	186.2	19:02.118	4	1	3:11.854	55.255	1:26.264	50.335	175.1	19:07.349
5	2	3:14.016	1:03.905	1:23.102	47.009	185.6	22:16.134	5	1	3:11.947	55.423	1:25.856	50.668	180.3	22:19.296
6	1	8:13.338	B 5:57.914	1:25.905	49.519	157.5	30:29.472	6	1	3:05.313	53.082	1:23.521	48.710	186.2	25:24.609
7	1	3:41.491	51.324	1:39.265	1:10.902	172.1	34:10.963	7	1	3:08.376	53.648	1:25.021	49.707	181.9	28:32.985
8	1	3:04.632	51.500	1:25.039	48.093	172.1	37:15.595	8	1	3:10.192	51.797	1:24.478	53.917	179.7	31:43.177
9	1	3:02.414	51.030	1:23.268	48.116	164.4	40:18.009	9	1	3:55.076	1:26.268	1:36.818	51.990	82.0	35:38.253
10	1	4:03.467	52.941	1:41.351	1:29.175	137.6	44:21.476	10	1	4:34.448	B 2:22.126	1:23.087	49.235	176.3	40:12.701
11	1	4:41.427	1:07.071	2:09.609	1:24.747	143.2	49:02.903	11	1	3:55.215	53.908	1:38.413	1:22.894	133.1	44:07.916
<b>97</b> Chevron B19 1971 1.Emmanuel BRIGAND P-2L								<b>99</b> Lola T70 Mk III 1967 1.Nick CHESTER 2.Robin WARD P+2L							
1	1	4:12.239	1:22.309	1:46.492	1:03.438	111.3	4:12.239	1	1	3:35.305	48.086	1:39.640	1:07.579	130.2	3:35.305
2	1	8:31.741	B 6:28.877	1:18.879	43.985	191.8	12:43.980	2	2	8:17.936	B 6:21.729	1:14.711	41.496	192.2	11:53.241
3	1	2:51.378	52.570	1:15.685	43.123	187.6	15:35.358	3	2	2:39.130	42.903	1:13.010	43.217	212.6	14:32.371
4	1	2:42.550	45.962	1:14.143	42.445	222.3	18:17.908	4	2	2:36.801	42.746	1:13.418	40.637	214.8	17:09.172
5	1	2:45.662	45.552	1:14.422	45.688	221.8	21:03.570	5	2	2:38.967	42.164	1:14.081	42.722	217.5	19:48.139
6	1	8:31.835	B 6:31.808	1:17.608	42.419	196.6	29:35.405								
7	1	2:50.530	46.130	1:15.099	49.301	205.3	32:25.935								
8	1	3:20.877	1:24.586	1:14.279	42.012	175.7	35:46.812								
9	1	2:40.648	47.200	1:12.566	40.882	222.3	38:27.460								
10	1	2:42.634	44.686	1:12.459	45.489	223.2	41:10.094								
11	1	4:20.184	1:28.979	1:45.930	1:05.275	89.8	45:30.278								
12	1	2:42.475	45.702	1:15.305	41.468	223.2	48:12.753								
13	1	2:41.949	47.945	1:12.991	41.013	205.3	50:54.702								
14	1	3:07.447	45.089	1:22.993	59.365	204.5	54:02.149								