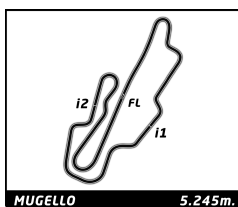


# SIXTIES' ENDURANCE MUGELLO CLASSIC QUALIFYING

## Sector Analysis

Personal Best Session Best B Crossing the finish line in pit lane

Lap	D	Time	Sector 1	Sector 2	Sector 3	T. Spd	Elapsed	Lap	D	Time	Sector 1	Sector 2	Sector 3	T. Spd	Elapsed	
<b>1</b>		Shelby Cobra Daytona Coupe 1964 1.Olivier GALANT GT5														
1	1	3:07.075	1:16.369	56.096	54.610	117.9	3:07.075									
2	1	2:55.855	<b>55.433</b>	57.382	1:03.040	180.6	6:02.930									
3	1	2:44.401	56.091	53.144	55.166	201.5	8:47.331									
4	1	2:46.407	56.339	54.920	55.148	193.9	11:33.738									
5	1	<b>2:43.239</b>	55.510	<b>53.015</b>	54.714	204.5	14:16.977									
6	1	2:44.323	56.033	53.697	<b>54.593</b>	200.4	17:01.300									
7	1	2:44.534	55.662	53.602	55.270	215.6	19:45.834									
8	1	2:48.305	55.641	55.002	57.662	217.3	22:34.139									
9	1	2:48.012	56.605	54.703	56.704	172.2	25:22.151									
10	1	8:26.087 <b>B</b>	1:09.285	1:14.451	6:02.351	208.5	33:48.238									
11	1	10:20.577	8:27.963	56.246	56.368	105.9	44:08.815									
12	1	2:44.627	56.135	53.564	54.928	216.0	46:53.442									
13	1	2:47.092	55.952	54.223	56.917	203.4	49:40.534									
<b>3</b>		Jaguar E-Type 3.8 1963 1.Armand MILLE GT4 2.Yves SCEMAMA														
1	1	3:21.811	1:24.800	57.156	59.855	114.6	3:21.811									
2	1	2:52.121	58.875	55.474	57.772	181.2	6:13.932									
3	1	2:55.314	59.667	56.410	59.237	169.5	9:09.246									
4	1	2:53.744	1:00.193	<b>55.445</b>	58.106	154.9	12:02.990									
5	1	2:53.050	58.001	56.930	58.119	188.8	14:56.040									
6	1	<b>2:49.795</b>	<b>57.514</b>	<b>55.852</b>	<b>56.429</b>	190.5	17:45.835									
7	1	5:55.187 <b>B</b>	58.810	57.838	3:58.539	193.2	23:41.022									
8	1	3:54.218	1:19.708	1:05.651	1:28.859	91.9	27:35.240									
9	1	4:14.590	1:26.487	1:16.795	1:31.308	78.4	31:49.830									
<b>7</b>		Lotus Elan 26R 1963 1.Eugène DELEPLANQUE GT2														
1	1	4:41.863	2:36.889	1:00.782	1:04.192	93.1	4:41.863									
2	1	3:05.939	1:02.809	1:01.072	1:02.058	159.1	7:47.802									
3	1	3:02.598	<b>1:01.378</b>	58.866	1:02.354	155.8	10:50.400									
4	1	3:05.349	1:02.544	1:01.228	1:01.577	172.5	13:55.749									
5	1	<b>3:00.709</b>	1:02.081	<b>58.314</b>	<b>1:00.314</b>	165.9	16:56.458									
6	1	3:02.386	1:02.412	58.825	1:01.149	180.0	19:58.844									
7	1	7:35.640 <b>B</b>	1:02.015	59.636	5:33.989	188.2	27:34.484									
8	1	4:16.191	1:28.091	1:17.029	1:31.071	86.3	31:50.675									
9	1	10:21.724 <b>B</b>	1:31.869			76.0	42:12.399									
10	1	3:20.012	1:17.350	1:01.124	1:01.538	78.4	45:32.411									
11	1	3:07.885	1:03.305	1:03.541	1:01.039	157.9	48:40.296									
<b>8</b>		Alfa Romeo Giulia Sprint GTA 1965 1.Xavier GALANT GT2														
1	1	9:28.391	7:05.149	1:10.273	1:12.969	80.3	9:28.391									
2	1	3:32.204	1:10.699	1:10.084	1:11.421	147.3	13:00.595									
3	1	3:34.452	1:13.752	1:09.518	1:11.182	136.9	16:35.047									
4	1	3:27.367	1:10.311	1:08.294	1:08.762	147.3	20:02.414									
5	1	3:27.622	<b>1:09.054</b>	1:08.034	1:10.534	157.4	23:30.036									
6	1	3:47.474	1:13.787	1:08.559	1:25.128	129.5	27:17.510									
7	1	4:17.495	1:28.439	1:14.819	1:34.237	74.8	31:35.005									
8	1	3:24.995 <b>B</b>	1:28.835			78.3	35:00.000									
9	1	9:51.467	7:35.176	1:08.278	<b>1:08.013</b>	93.8	44:51.467									
10	1	<b>3:25.974</b>	1:09.094	1:07.796	1:09.084	143.8	48:17.441									
11	1	3:33.587	1:10.489	<b>1:07.151</b>	1:15.947	135.8	51:51.028									
<b>9</b>		Shelby Cobra 289 1963 1.Carlo VÖGELE GT5 2.Conrad C. ULRICH														
1	1	8:31.074	6:25.251	1:00.799	1:05.024	115.6	8:31.074									
2	1	3:09.155	1:05.106	1:00.409	1:03.640	151.0	11:40.229									
3	1	<b>3:02.024</b>	1:00.843	58.810	<b>1:02.371</b>	159.8	14:42.253									
4	1	6:06.058 <b>B</b>	<b>1:00.511</b>	<b>57.847</b>	4:07.700	170.6	20:48.311									
5	2	3:40.310	1:25.768	1:04.934	1:09.608	78.4	24:28.621									
6	2	3:55.822	1:09.924	1:13.324	1:32.574	125.0	28:24.443									
7	2	13:16.717 <b>B</b>	1:37.198	1:27.957	...	72.4	41:41.160									
8	2	3:36.958	1:21.194	1:07.416	1:08.348	94.2	45:18.118									
9	2	3:17.678	1:08.526	1:03.957	1:05.195	126.8	48:35.796									
10	2	3:11.927	1:03.509	1:00.613	1:07.805	157.2	51:47.723									
<b>10</b>		Shelby Cobra 289 1964 1.Max HUBER GT5														
1	1	9:03.548	6:55.016	<b>1:02.829</b>	1:05.703	95.5	9:03.548									
2	1	3:28.252	1:05.459	1:06.152	1:16.641	165.9	12:31.800									
3	1	<b>3:15.124</b>	1:09.464	1:04.910	<b>1:00.750</b>	180.3	15:46.924									
4	1	5:12.829 <b>B</b>	1:08.647			194.2	20:59.753									
5	1	3:40.250	1:25.277	1:03.117	1:11.856	92.9	24:40.003									
6	1	3:52.839	<b>1:04.712</b>	1:18.141	1:29.986	161.2	28:32.842									
7	1	5:21.394 <b>B</b>	1:32.821	1:33.883	2:14.690	73.2	33:54.236									
<b>12</b>		Shelby Cobra 289 1963 1.Charles de VILLAUCOURT GT5														
1	1	5:07.907	2:56.416	1:04.757	1:06.734	106.8	5:07.907									
2	1	3:22.867	1:06.836	1:06.045	1:09.986	140.8	8:30.774									
3	1	3:18.544	1:08.036	1:06.046	1:04.462	136.4	11:49.318									
4	1	<b>3:11.178</b>	<b>1:03.478</b>	1:01.540	1:06.160	160.0	15:00.496									
5	1	6:38.026 <b>B</b>	1:06.088	1:00.994	4:30.944	130.8	21:38.522									
6	1	3:24.902	1:23.442	<b>59.760</b>	1:01.700	70.3	25:03.424									
7	1	3:58.726	1:08.196	1:12.164	1:38.366	145.2	29:02.150									
8	1	12:55.561 <b>B</b>	1:28.107	1:31.102	9:56.352	74.5	41:57.711									
9	1	3:27.078	1:18.818	1:00.372	1:07.888	95.8	45:24.789									
10	1	3:16.422	1:11.573	1:03.929	<b>1:00.920</b>	102.4	48:41.211									
<b>14</b>		Lotus Elan 26R 1965 1.Wolfgang MOLITOR GT2 2.Christian MOLITOR														
1	2	7:00.365	4:32.375	1:10.213	1:17.777	97.8	7:00.365									
2	2	3:25.452	1:09.738	1:05.111	1:10.603	139.5	10:25.817									
3	2	3:24.869	1:12.155	1:05.533	<b>1:07.181</b>	152.1	13:50.686									
4	2	6:11.321 <b>B</b>	<b>1:08.719</b>	<b>1:04.820</b>	3:57.782	151.9	20:02.007									
5	1	3:41.481	1:21.444	1:08.462	1:11.575	99.1	23:43.488									
6	1	3:48.466	1:10.096	1:08.996	1:29.374	135.5	27:31.954									
7	1	4:13.004	1:26.954	1:16.388	1:29.662	80.5	31:44.958									
8	1	10:17.397 <b>B</b>	1:33.077			71.9	42:02.355									
9	1	3:39.437	1:24.761	1:05.941	1:08.735	83.0	45:41.792									
10	1	<b>3:23.929</b>	1:09.411	1:06.076	1:08.442	133.3	49:05.721									
<b>16</b>		Shelby Cobra 289 1965 1.Damien KOHLER GT5 2.Richard DEPAGNEUX														
1	1	3:39.226	1:40.267	58.191	1:00.768	117.3	3:39.226									
2	1	<b>2:58.379</b>	59.623	58.142	1:00.614	178.5	6:37.605									
3	1	3:00.795	<b>58.777</b>	1:00.560	1:01.458	182.7	9:38.400									
4	1	3:00.827	1:01.282	59.982	<b>59.563</b>	161.2	12:39.227									
5	1	2:59.911	1:00.127	<b>57.790</b>	1:01.994	155.2	15:39.138									

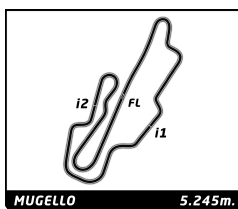


# SIXTIES' ENDURANCE MUGELLO CLASSIC QUALIFYING

## Sector Analysis

Personal Best Session Best B Crossing the finish line in pit lane

Lap	D	Time	Sector 1	Sector 2	Sector 3	T. Spd	Elapsed	Lap	D	Time	Sector 1	Sector 2	Sector 3	T. Spd	Elapsed		
6	1	5:55.362	B	1:01.144	1:00.160	3:54.058	168.7	21:34.500	8	1	3:50.589	1:26.626	1:09.991	1:13.972	87.0	45:17.275	
7	2	4:03.290		1:31.604	1:14.449	1:17.237	68.3	25:37.790	9	1	3:32.510	1:13.617	1:08.275	1:10.618	115.6	48:49.785	
8	2	3:52.329		1:14.386	1:14.974	1:22.969	122.3	29:30.119	<b>22</b> Jaguar E-Type 3.8 1963								
9	2	13:25.685	B	1:23.954	1:35.010	...	74.9	42:55.804	1. Jean-Luc BLANCHEMAIN GT4								
10	2	3:35.979		1:21.748	1:05.093	1:09.138	82.9	46:31.783	1	1	4:29.793	2:27.599	1:00.625	1:01.569	112.9	4:29.793	
11	2	3:14.735		1:08.346	1:01.593	1:04.796	106.7	49:46.518	2	1	2:59.816	1:00.719	58.172	1:00.925	168.2	7:29.609	
<b>17</b> Jaguar E-Type 3.8 1965								<b>26</b> Lotus Elan 26R 1965									
1. Laurent HOSANA GT4								1. Patrick SOURY GT2									
2. Frédéric LEMOS																	
1	1	6:25.111		4:14.512	1:04.571	1:06.028	110.8	6:25.111	1	1	6:58.017	4:40.217	1:01.497	1:16.303	85.9	6:58.017	
2	1	3:12.227		1:05.306	1:01.595	1:05.326	135.5	9:37.338	2	1	2:59.264	1:01.522	57.190	1:00.552	162.4	9:57.281	
3	1	3:23.390		1:10.363	1:05.225	1:07.802	137.6	13:00.728	3	1	3:05.236	59.383	59.002	1:06.851	179.7	13:02.517	
4	1	3:14.635		1:04.524	1:05.167	1:04.944	152.5	16:15.363	4	1	3:13.835	1:06.619	1:02.171	1:05.045	149.8	16:16.352	
5	1	3:14.705		1:05.463	1:03.639	1:05.603	148.1	19:30.068	5	1	3:10.371	1:05.027	1:01.429	1:03.915	142.1	19:26.723	
6	1	3:21.844		1:06.219	1:06.432	1:09.193	134.8	22:51.912	6	1	3:00.765	1:00.127	58.534	1:02.104	179.7	22:27.488	
7	1	5:54.595	B	1:07.397	1:03.531	3:43.667	133.2	28:46.507	7	1	3:06.298	1:02.160	59.936	1:04.202	171.2	25:33.786	
8	2	14:20.719	B	1:30.742	1:32.982	...	78.9	43:07.226	8	1	3:48.546	1:01.729	1:12.231	1:34.586	172.8	29:22.332	
<b>18</b> Lotus Elan 26R 1965								<b>27</b> Jaguar E-Type 3.8 1964									
1. Paul WHIGHT GT2								1. Maurizio BIANCO GT4									
2. Gabriele TARQUINI																	
1	2	7:51.266		5:47.485	1:02.157	1:01.624	105.3	7:51.266	1	1	3:56.511	1:52.142	1:03.091	1:01.278	100.5	3:56.511	
2	2	3:04.421		1:02.131	1:00.800	1:01.490	181.5	10:55.687	2	1	2:59.298	1:00.681	58.540	1:00.077	161.4	6:55.809	
3	2	3:06.850		1:03.108	1:02.136	1:01.606	176.5	14:02.537	3	1	2:56.339	59.267	59.161	57.911	189.8	9:52.148	
4	2	6:07.925	B	1:03.446	1:01.606	4:02.873	185.9	20:10.462	4	1	18:25.609	B	1:00.053	1:02.946	...	211.4	28:17.757
5	1	3:45.231		1:25.371	1:07.893	1:11.967	89.6	23:55.693	5	1	14:23.811	B	1:46.071	1:34.873	...	66.2	42:15.568
6	1	3:04.734	B	1:14.981	...	...	131.2	27:00.427	6	1	3:23.136	1:18.288	1:02.229	1:02.619	90.0	46:04.704	
<b>19</b> Porsche 911 2.0L 1965								<b>30</b> TVR Grantura Mk III 1963									
1. Jose Ruben ZANCHETTA GT2								1. Georges ROCCHIETTA GT2									
2. James TURNER								2. Charles Edouard ROUSSE.									
1	2	7:53.769		5:52.708	59.223	1:01.838	93.9	7:53.769	1	1	5:02.852	2:44.633	1:07.246	1:10.973	97.2	5:02.852	
2	2	3:01.117		1:03.521	57.952	59.644	153.2	10:54.886	2	1	3:24.924	1:08.415	1:07.729	1:08.780	144.6	8:27.776	
3	2	2:55.097		59.281	56.805	59.011	172.2	13:49.983	3	1	3:32.224	B	1:09.484	1:07.554	1:15.186	135.8	12:00.000
4	2	4:37.556	B	59.411	54.923	2:43.222	171.4	18:27.539	4	2	5:00.334	2:53.943	1:01.867	1:04.524	93.8	17:00.334	
5	1	3:36.791		1:29.057	1:00.922	1:06.812	81.3	22:04.330	5	2	3:06.559	1:03.740	1:00.974	1:01.845	142.7	20:06.893	
6	1	3:12.482		1:04.330	1:01.944	1:06.208	159.5	25:16.812	6	2	3:06.581	1:04.340	1:00.154	1:02.087	159.1	23:13.474	
7	1	4:06.728		1:16.985	1:15.338	1:34.405	141.2	29:23.540	7	2	3:16.565	1:02.680	59.034	1:14.851	171.2	26:30.039	
<b>20</b> Shelby Mustang GT350 1965								<b>31</b> Shelby Cobra 289 1964									
1. Christian DUMOLIN GT5								1. Charles FIRMENICH GT5									
2. Pierre-Alain THIBAUT								2. Henry MOSER									
1	2	4:01.018		2:05.902	57.175	57.941	111.8	4:01.018	1	1	3:39.220	1:36.714	1:00.370	1:02.136	101.5	3:39.220	
2	2	2:52.829		59.378	55.836	57.615	212.6	6:53.847	2	1	3:00.186	1:01.025	57.620	1:01.541	174.8	6:39.406	
3	2	2:47.434		56.148	54.718	56.568	217.7	9:41.281	3	1	3:00.863	57.625	1:00.681	1:02.557	194.9	9:40.269	
4	2	6:04.039	B	1:06.994	1:06.873	3:50.172	154.5	15:45.320									
5	1	3:30.770		1:17.627	1:05.841	1:07.302	96.3	19:16.090									
6	1	3:15.599		1:05.441	1:04.132	1:06.026	155.8	22:31.689									
7	1	3:25.617		1:06.398	1:05.333	1:13.886	140.6	25:57.306									
8	1	6:27.910	B	1:28.621	1:24.591	3:34.698	68.4	32:25.216									
<b>21</b> Porsche 911 2.0L 1965																	
1. Stéphane GUYOT-SIONN GT2																	
1	1	8:00.690		5:45.030	1:05.764	1:09.896	89.4	8:00.690									
2	1	3:21.507		1:07.933	1:04.861	1:08.713	146.1	11:22.197									
3	1	3:21.466		1:09.236	1:04.746	1:07.484	163.6	14:43.663									
4	1	3:14.951		1:05.984	1:02.252	1:06.715	151.3	17:58.614									
5	1	3:12.959		1:05.290	1:01.134	1:06.535	161.4	21:11.573									
6	1	6:59.429	B	1:07.559	1:03.854	4:48.016	139.5	28:11.002									
7	1	13:15.684	B	1:39.952	1:16.248	...	77.0	41:26.686									

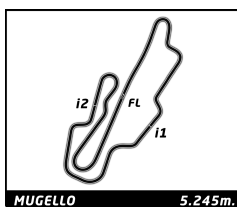


# SIXTIES' ENDURANCE MUGELLO CLASSIC QUALIFYING

## Sector Analysis

Personal Best Session Best B Crossing the finish line in pit lane

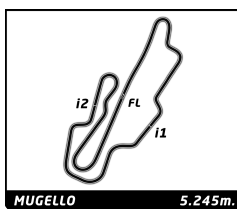
Lap	D	Time	Sector 1	Sector 2	Sector 3	T. Spd	Elapsed	Lap	D	Time	Sector 1	Sector 2	Sector 3	T. Spd	Elapsed
<b>31</b> Alfa Romeo Giulia Sprint GTA 1965															
1. Kurt LEIMER GT2															
2. Peter PRALLER															
1	1	7:12.497	5:02.001	1:04.523	1:05.973	112.6	7:12.497	1	1	3:14.344	1:05.120	1:02.251	1:06.973	166.7	10:26.841
2	1	3:14.344	1:05.120	1:02.251	1:06.973	166.7	10:26.841	2	1	3:15.285	1:08.809	1:02.144	1:04.332	156.7	13:42.126
3	1	3:15.285	1:08.809	1:02.144	1:04.332	156.7	13:42.126	3	1	3:12.055	1:04.626	1:02.145	1:05.284	164.1	16:54.181
4	1	3:12.055	1:04.626	1:02.145	1:05.284	164.1	16:54.181	4	1	3:12.205	1:05.636	1:01.986	1:04.583	170.1	20:06.386
5	1	3:12.205	1:05.636	1:01.986	1:04.583	170.1	20:06.386	5	1	4:30.201	1:05.840	1:02.559	2:21.802	164.6	24:36.587
6	1	4:30.201	1:05.840	1:02.559	2:21.802	164.6	24:36.587	6	1	4:06.103	1:15.601	1:19.058	1:31.444	112.9	28:42.690
7	2	4:06.103	1:15.601	1:19.058	1:31.444	112.9	28:42.690	7	2	5:32.818	1:26.187	1:35.020	2:31.611	82.8	34:15.508
8	2	5:32.818	1:26.187	1:35.020	2:31.611	82.8	34:15.508	8	2	10:15.948	8:09.565	1:02.230	1:04.153	94.5	44:31.456
9	2	10:15.948	8:09.565	1:02.230	1:04.153	94.5	44:31.456	9	2	3:06.840	1:04.538	59.654	1:02.648	148.6	47:38.296
10	1	3:04.697	1:13.967	54.961	55.769	119.1	46:20.101	10	2	3:03.491	1:02.296	59.505	1:01.690	170.1	50:41.787
11	1	2:46.234	57.023	54.302	54.909	181.8	49:06.335	11	2	3:03.491	1:02.296	59.505	1:01.690	170.1	50:41.787
<b>32</b> Lotus Elan 26R 1965															
1. Mark FARMER GT2															
2. Adrian WILLMOTT															
1	1	6:49.373	4:47.850	58.181	1:03.342	110.2	6:49.373	1	1	2:58.000	1:00.576	57.838	59.586	170.9	9:47.373
2	1	2:58.000	1:00.576	57.838	59.586	170.9	9:47.373	2	1	3:04.989	1:01.582	1:01.304	1:02.103	187.8	12:52.362
3	1	3:04.989	1:01.582	1:01.304	1:02.103	187.8	12:52.362	3	1	2:56.406	1:00.097	57.071	59.238	188.5	15:48.768
4	1	2:56.406	1:00.097	57.071	59.238	188.5	15:48.768	4	1	3:01.981	1:00.408	59.200	1:02.373	188.5	18:50.749
5	1	3:01.981	1:00.408	59.200	1:02.373	188.5	18:50.749	5	1	7:50.442	59.735	59.241	5:51.466	191.5	26:41.191
6	1	7:50.442	59.735	59.241	5:51.466	191.5	26:41.191	6	1	4:31.402	1:32.729	1:21.923	1:36.750	94.9	31:12.593
7	2	4:31.402	1:32.729	1:21.923	1:36.750	94.9	31:12.593	7	2	3:15.837	1:33.416	70.4	34:28.430		
8	2	3:15.837	1:33.416	70.4	34:28.430	70.4	34:28.430	8	2	9:51.166	7:57.963	56.216	56.987	87.6	44:19.596
9	2	9:51.166	7:57.963	56.216	56.987	87.6	44:19.596	9	2	2:45.146	56.849	52.804	55.493	189.8	47:04.742
10	2	2:45.146	56.849	52.804	55.493	189.8	47:04.742	10	2	2:47.833	58.287	53.852	55.694	176.8	49:52.575
11	2	2:47.833	58.287	53.852	55.694	176.8	49:52.575	11	2	2:47.833	58.287	53.852	55.694	176.8	49:52.575
<b>33</b> Shelby Cobra Daytona Coupe 1964															
1. Michel LECOURT GT5															
2. Raymond NARAC															
1	1	5:57.528	4:03.162	56.422	57.944	119.1	5:57.528	1	1	2:48.637	55.411	53.323	59.903	200.4	8:46.165
2	1	2:48.637	55.411	53.323	59.903	200.4	8:46.165	2	1	2:47.885	55.582	55.464	56.839	189.5	11:34.050
3	1	2:47.885	55.582	55.464	56.839	189.5	11:34.050	3	1	2:45.560	56.960	53.712	54.888	183.7	14:19.610
4	1	2:45.560	56.960	53.712	54.888	183.7	14:19.610	4	1	6:15.763	58.803	55.098	4:21.862	164.9	20:35.373
5	1	6:15.763	58.803	55.098	4:21.862	164.9	20:35.373	5	1	3:23.008	1:17.095	1:01.066	1:04.847	109.8	23:58.381
6	1	3:23.008	1:17.095	1:01.066	1:04.847	109.8	23:58.381	6	1	3:23.008	1:17.095	1:01.066	1:04.847	109.8	23:58.381
<b>34</b> MG B 1964															
1. Bart BLOMMAERT GT2															
2. Rikkert LEEMAN															
1	1	8:23.848	6:02.338	1:09.768	1:11.742	87.0	8:23.848	1	1	3:25.742	1:09.431	1:05.847	1:10.464	136.2	11:49.590
2	1	3:25.742	1:09.431	1:05.847	1:10.464	136.2	11:49.590	2	1	3:33.691	1:08.883	1:09.648	1:15.160	135.2	15:23.281
3	1	3:33.691	1:08.883	1:09.648	1:15.160	135.2	15:23.281	3	1	5:32.070	1:10.616	1:08.482	3:12.972	135.3	20:55.351
4	1	5:32.070	1:10.616	1:08.482	3:12.972	135.3	20:55.351	4	1	3:48.987	1:26.534	1:09.484	1:12.969	80.8	24:44.338
5	1	3:48.987	1:26.534	1:09.484	1:12.969	80.8	24:44.338	5	1	3:59.100	1:10.536	1:18.434	1:30.130	133.7	28:43.438
6	1	3:59.100	1:10.536	1:18.434	1:30.130	133.7	28:43.438	6	1	3:59.100	1:10.536	1:18.434	1:30.130	133.7	28:43.438
<b>35</b> Porsche 911 2,0L 1965															
1. Frédéric DI EGIDIO GT2															
1	1	3:54.914	1:52.348	59.145	1:03.421	101.5	3:54.914	1	1	3:04.449	1:01.517	58.841	1:04.091	157.9	6:59.363
2	1	3:04.449	1:01.517	58.841	1:04.091	157.9	6:59.363	2	1	3:03.205	1:01.745	58.629	1:02.831	170.9	10:02.568
3	1	3:03.205	1:01.745	58.629	1:02.831	170.9	10:02.568	3	1	3:01.070	1:00.820	58.112	1:02.138	172.8	13:03.638
4	1	3:01.070	1:00.820	58.112	1:02.138	172.8	13:03.638	4	1	3:03.909	1:03.919	59.096	1:00.894	159.1	16:07.547
5	1	3:03.909	1:03.919	59.096	1:00.894	159.1	16:07.547	5	1	3:02.282	1:01.012	1:00.467	1:00.803	185.9	19:09.829
6	1	3:02.282	1:01.012	1:00.467	1:00.803	185.9	19:09.829	6	1	3:02.286	1:01.425	59.801	1:01.060	177.3	22:12.115
7	1	3:02.286	1:01.425	59.801	1:01.060	177.3	22:12.115	7	1	3:01.054	1:00.121	59.575	1:01.358	177.0	25:13.169
8	1	3:01.054	1:00.121	59.575	1:01.358	177.0	25:13.169	8	1	4:01.771	1:09.422	1:17.239	1:35.110	162.2	29:14.940
9	1	4:01.771	1:09.422	1:17.239	1:35.110	162.2	29:14.940	9	1	12:59.432	1:23.005	1:32.602	...	75.1	42:14.372
10	1	12:59.432	1:23.005	1:32.602	...	75.1	42:14.372	10	1	3:15.411	1:14.637	59.674	1:01.100	83.2	45:29.783
11	1	3:15.411	1:14.637	59.674	1:01.100	83.2	45:29.783	11	1	3:04.113	1:03.155	59.067	1:01.891	165.9	48:33.896
12	1	3:04.113	1:03.155	59.067	1:01.891	165.9	48:33.896	12	1	2:56.964	59.553	58.158	59.253	180.6	51:30.860
13	1	2:56.964	59.553	58.158	59.253	180.6	51:30.860	13	1	2:56.964	59.553	58.158	59.253	180.6	51:30.860
<b>36</b> Alfa Romeo Giulia Sprint GTA 1965															
1. Kurt LEIMER GT2															
2. Peter PRALLER															
1	1	7:12.497	5:02.001	1:04.523	1:05.973	112.6	7:12.497	1	1	3:14.344	1:05.120	1:02.251	1:06.973	166.7	10:26.841
2	1	3:14.344	1:05.120	1:02.251	1:06.973	166.7	10:26.841	2	1	3:15.285	1:08.809	1:02.144	1:04.332	156.7	13:42.126
3	1	3:15.285	1:08.809	1:02.144	1:04.332	156.7	13:42.126	3	1	3:12.055	1:04.626	1:02.145	1:05.284	164.1	16:54.181
4	1	3:12.055	1:04.626	1:02.145	1:05.284	164.1	16:54.181	4	1	3:12.205	1:05.636	1:01.986	1:04.583	170.1	20:06.386
5	1	3:12.205	1:05.636	1:01.986	1:04.583	170.1	20:06.386	5	1	4:30.201	1:05.840	1:02.559	2:21.802	164.6	24:36.587
6	1	4:30.201	1:05.840	1:02.559	2:21.802	164.6	24:36.587	6	1	4:06.103	1:15.601	1:19.058	1:31.444	112.9	28:42.690
7	2	4:06.103	1:15.601	1:19.058	1:31.444	112.9	28:42.690	7	2	5:32.818	1:26.187	1:35.020	2:31.611	82.8	34:15.508
8	2	5:32.818	1:26.187	1:35.020	2:31.611	82.8	34:15.508	8	2	10:15.948	8:09.565	1:02.230	1:04.153	94.5	44:31.456
9	2	10:15.948	8:09.565	1:02.230	1:04.153	94.5	44:31.456	9	2	3:06.840	1:04.538	59.654	1:02.648	148.6	47:38.296
10	2	3:06.840	1:04.538	59.654	1:02.648	148.6	47:38.296	10	2	3:03.491	1:02.296	59.505	1:01.690	170.1	50:41.787
11	2	3:03.491	1:02.296	59.505	1:01.690	170.1	50:41.787	11	2	3:03.491	1:02.296	59.505	1:01.690	170.1	50:41.787
<b>40</b> Chevrolet Corvette C2 1964															
1. Michiel CAMPAGNE GT5															
2. Allard KALFF															
1	2	5:32.330	3:41.885	54.504	55.941	91.6	5:32.330	1	2	2:51.912	56.299	57.547	58.066	163.4	8:24.242
2	2	2:51.912	56.299	57.547	58.066	163.4	8:24.242	2	2	2:50.476	58.465	54.641	57.370	174.8	11:14.718
3	2	2:50.476	58.465	54.641	57.370	174.8	11:14.718	3	2	3:45.282	1:01.266	59.254	1:44.762	136.0	15:00.000
4	2	3:45.282	1:01.266	59.254	1:44.762	136.0	15:00.000	4	2	5:24.961	3:22.809	58.094	1:04.058	75.3	20:24.961
5	1	5:24.961	3:22.809	58.094	1:04.058	75.3	20:24.961	5	1	3:04.930	1:03.158	1:00.116	1:01.656	150.0	23:29.891
6	1	3:04.930	1:03.158	1:00.116	1:01.656	150.0	23:29.891	6	1	4:30.109	1:02.386	1:31.849	1:55.874	149.8	28:00.000
7	1	4:30.109	1:02.386												



# SIXTIES' ENDURANCE MUGELLO CLASSIC QUALIFYING

## Sector Analysis

											Personal Best		Session Best		B Crossing the finish line in pit lane	
Lap	D	Time	Sector 1	Sector 2	Sector 3	T. Spd	Elapsed	Lap	D	Time	Sector 1	Sector 2	Sector 3	T. Spd	Elapsed	
<b>46</b> Lotus Elan 26R 1963																
1. Alice BOURIEZ GT2																
2. Christian BOURIEZ																
1	2	6:55.113	4:42.532	1:03.197	1:09.384	91.3	6:55.113	5	2	3:59.007	B 1:06.047	1:06.572	1:46.388	165.9	18:00.000	
2	2	<b>3:12.950</b>	<b>1:04.188</b>	1:03.513	<b>1:05.249</b>	163.1	10:08.063	6	1	6:56.599	4:39.566	1:06.693	1:10.340	80.5	24:56.599	
3	2	7:07.366	B 1:07.069	<b>1:01.970</b>	4:58.327	148.1	17:15.429	7	1	4:00.324	1:10.953	1:13.521	1:35.850	133.0	28:56.923	
4	1	3:43.197	1:22.319	1:12.104	1:08.774	92.9	20:58.626	8	1	12:31.789	B 1:28.730	1:30.477	9:32.582	76.4	41:28.712	
5	1	3:40.400	1:08.198	1:06.126	1:26.076	141.0	24:39.026	9	2	3:46.085	1:25.427	1:09.983	1:10.675	87.3	45:14.797	
6	1	16:50.981	B 1:12.156	1:18.659	...	130.9	41:30.007	10	2	3:22.109	1:09.581	1:04.387	1:08.141	133.2	48:36.906	
7	1	3:52.074	1:28.220	1:10.611	1:13.243	86.7	45:22.081									
8	1	3:29.197	1:10.900	1:07.539	1:10.758	124.3	48:51.278									
<b>49</b> Shelby Cobra Daytona Coupe 1965																
1. Dominique GUENAT GT5																
2. Guillaume MAHE																
1	1	6:00.721	3:59.670	59.601	1:01.450	106.0	6:00.721									
2	1	2:59.246	1:00.655	57.429	1:01.162	192.5	8:59.967									
3	1	5:51.555	B 58.516	57.533	3:55.506	177.9	14:51.522									
4	1	3:20.229	1:19.481	1:00.260	1:00.488	83.0	18:11.751									
5	1	2:52.566	57.649	56.369	58.548	195.3	21:04.317									
6	1	2:53.136	57.679	56.510	58.947	206.1	23:57.453									
7	1	3:18.791	58.315	57.645	1:22.831	197.1	27:16.244									
8	1	4:16.703	1:25.116	1:15.764	1:35.823	77.4	31:32.947									
9	1	9:51.853	B 1:27.887	...	...	73.9	41:24.800									
10	2	3:07.376	1:14.108	56.660	56.608	105.5	44:32.176									
11	2	3:16.334	57.376	1:22.101	56.857	191.8	47:48.510									
12	2	<b>2:46.063</b>	<b>55.418</b>	<b>54.277</b>	<b>56.368</b>	230.8	50:34.573									
<b>51</b> Shelby Cobra 289 1963																
1. Maxime GUENAT GT5																
2. Guillaume MAHE																
1	1	3:09.216	1:16.126	57.261	55.829	116.9	3:09.216									
2	1	<b>2:45.535</b>	<b>55.403</b>	54.516	<b>55.616</b>	192.9	5:54.751									
3	1	2:49.393	56.772	<b>54.002</b>	58.619	205.7	8:44.144									
4	1	2:49.516	56.479	56.311	56.726	184.9	11:33.660									
5	1	2:50.250	57.340	56.126	56.784	195.3	14:23.910									
6	1	6:53.010	B 58.118	56.340	4:58.552	188.2	21:16.920									
7	2	3:20.575	1:19.731	1:00.176	1:00.668	98.5	24:37.495									
8	2	3:45.266	1:00.082	1:08.595	1:36.589	169.3	28:22.761									
9	2	12:57.785	B 1:37.705	1:27.896	9:52.184	70.9	41:20.546									
10	2	3:11.122	1:16.927	56.975	57.220	109.2	44:31.668									
11	2	2:54.701	58.947	57.191	58.563	163.6	47:26.369									
12	2	2:50.840	57.304	55.761	57.775	183.1	50:17.209									
<b>54</b> Austin-Healey 3000 Mk II 1965																
1. Philipp ZUMSTEIN GT3																
2. Bernhard BÜHLER																
1	2	4:44.364	2:46.424	<b>58.584</b>	<b>59.356</b>	109.0	4:44.364									
2	2	<b>3:00.009</b>	1:00.699	59.657	59.653	177.0	7:44.373									
3	2	3:00.371	1:00.571	58.716	1:01.084	188.8	10:44.744									
4	2	3:16.249	<b>1:00.044</b>	1:11.798	1:04.407	187.5	14:00.993									
<b>55</b> Shelby Cobra 289 1963																
1. Christophe VAN RIET GT5																
2. Thierry BOUTSEN																
1	1	3:18.859	1:23.160	56.434	59.265	111.5	3:18.859									
2	1	2:53.406	59.833	56.479	57.094	155.8	6:12.265									
3	1	2:56.462	1:00.333	56.876	59.253	149.6	9:08.727									
4	1	2:57.981	1:02.978	56.488	58.515	137.1	12:06.708									
5	1	5:19.347	B 1:00.151	57.420	3:21.776	161.2	17:26.055									
6	2	3:09.227	1:11.738	58.387	59.102	130.9	20:35.282									
7	2	2:59.952	1:02.820	58.206	58.926	161.2	23:35.234									
8	2	3:04.418	1:03.176	58.582	1:02.660	152.8	26:39.652									
9	2	4:04.936	1:18.609	1:16.661	1:29.666	96.7	30:44.588									
10	2	11:53.487	B 1:26.534	1:29.368	8:57.585	81.4	42:38.075									
11	1	3:03.653	1:13.480	54.493	<b>55.680</b>	105.6	45:41.728									
12	1	2:50.812	57.347	57.109	56.356	153.4	48:32.540									
13	1	<b>2:48.052</b>	<b>56.566</b>	<b>53.371</b>	58.115	176.5	51:20.592									
<b>57</b> Morgan SLR 1963																
1. John EMBERSON GT3																
2. Nigel GREENSALL																
1	1	5:20.456	3:21.029	59.013	1:00.414	104.5	5:20.456									
2	1	3:02.566	1:01.590	59.304	1:01.672	164.9	8:23.022									
3	1	3:03.205	1:02.714	58.045	1:02.446	165.6	11:26.227									
4	1	3:04.496	1:02.761	1:00.574	1:01.161	164.9	14:30.723									
5	1	5:50.544	B 1:02.862	1:00.211	3:47.471	157.2	20:21.267									
6	2	3:11.926	1:13.737	58.212	59.977	124.3	23:33.193									
7	2	3:07.537	59.340	56.328	1:11.869	168.5	26:40.730									
8	2	4:28.918	1:26.712	1:23.043	1:39.163	78.3	31:09.648									
9	2	3:12.309	B 1:32.485	...	...	73.7	34:21.957									
10	1	9:56.467	8:04.058	56.048	56.361	93.3	44:18.424									
11	1	<b>2:46.968</b>	<b>57.431</b>	<b>53.671</b>	<b>55.866</b>	191.2	47:05.392									
12	1	2:53.064	59.017	55.471	58.576	181.5	49:58.456									
<b>61</b> Morgan SLR 1961																
1. Simon OREBI GANN GT3																
2. Julian THOMAS																
1	1	3:41.514	1:53.282	53.273	54.959	97.8	3:41.514									
2	1	2:46.945	57.919	54.127	<b>54.899</b>	167.7	6:28.459									
3	1	<b>2:44.533</b>	56.338	<b>52.925</b>	55.270	174.8	9:12.992									
4	1	2:58.815	1:01.786	58.787	58.242	134.5	12:11.807									
5	1	2:53.012	56.582	56.250	1:00.180	180.9	15:04.819									
6	1	2:49.203	57.104	53.522	58.577	173.4	17:54.022									
7	1	3:12.642	B <b>56.176</b>	54.236	1:22.230	190.1	21:06.664									
8	1	4:40.949	2:33.773	1:01.879	1:05.297	86.5	25:47.613									
9	1	4:17.967	1:19.543	1:23.105	1:35.319	112.9	30:05.580									
10	1	12:56.788	B 1:28.224	1:20.304	...	74.2	43:02.368									
11	1	3:30.345	1:21.980	1:01.793	1:06.572	103.2	46:32.713									
12	1	3:07.578	1:04.815	59.823	1:02.940	132.4	49:40.291									
<b>63</b> Lotus Elan 26R 1965																
1. Rory JACK GT2																
1	1	8:12.546	6:11.456	1:00.437	1:00.653	86.8	8:12.546									
2	1	3:00.469	1:02.164	59.373	58.932	167.2	11:13.015									



# SIXTIES' ENDURANCE MUGELLO CLASSIC QUALIFYING

## Sector Analysis

Personal Best Session Best B Crossing the finish line in pit lane

Lap	D	Time	Sector 1	Sector 2	Sector 3	T. Spd	Elapsed	Lap	D	Time	Sector 1	Sector 2	Sector 3	T. Spd	Elapsed
3	1	2:55.387	59.746	57.183	58.458	185.6	14:08.402	5	2	3:05.114 B	58.931	55.692	1:10.491	166.7	17:00.000
4	1	2:59.912	59.539	1:00.150	1:00.223	183.7	17:08.314	6	1	5:17.366	3:16.655	59.912	1:00.799	108.9	22:17.366
5	1	4:33.406 B	59.719	56.356	2:37.331	186.5	21:41.720	7	1	2:58.799	1:01.537	57.870	59.392	169.5	25:16.165
6	1	3:15.176	1:18.764	57.424	58.988	80.7	24:56.896	8	1	4:43.835 B	1:03.899	1:17.330	2:22.606	181.5	30:00.000
7	1	3:58.297	1:02.367	1:18.560	1:37.370	184.9	28:55.193	9	1	13:10.725 B	1:34.924	1:20.085	...	90.1	43:10.725
8	1	12:28.017 B	1:29.091	1:30.428	9:28.498	71.8	41:23.210	10	1	3:19.765	1:17.746	58.578	1:03.441	85.6	46:30.490
9	1	3:15.075	1:17.821	58.807	58.447	110.1	44:38.285	11	1	3:00.628	1:01.875	58.967	59.786	155.8	49:31.118
10	1	2:58.448	1:00.145	57.967	1:00.336	186.5	47:36.733								

64		Shelby Cobra 289 1965		GT5			
		1. Leon EBELING					
		2. Andrew NEWALL					
1	1	4:29.129	2:34.026	57.319	57.784	97.6	4:29.129
2	1	2:48.079	57.164	55.070	55.845	202.2	7:17.208
3	1	2:49.692	57.310	55.769	56.613	198.5	10:06.900
4	1	2:50.669	56.692	54.314	59.663	202.2	12:57.569
5	1	3:02.431 B	59.354	57.153	1:05.924	176.2	16:00.000
6	2	4:35.967	2:42.158	56.491	57.318	127.5	20:35.967
7	2	2:52.350	59.643	55.549	57.158	165.4	23:28.317
8	2	3:31.683 B	56.724	56.052	1:38.907	184.3	27:00.000
9	2	4:40.031	1:53.699	1:13.849	1:32.483	77.1	31:40.031
10	2	10:08.214 B	1:32.913			79.2	41:48.245
11	2	3:03.443	1:12.939	55.150	55.354	87.7	44:51.688
12	2	2:43.941	56.228	53.157	54.556	194.9	47:35.629
13	2	2:44.519	57.586	52.366	54.567	206.9	50:20.148

66		Jaguar E-Type 3.8 1965		GT4			
		1. Eduard VAN DIJK					
		2. Mike VAN THIEL					
1	1	6:11.239	3:57.396	1:05.695	1:08.148	102.9	6:11.239
2	1	3:22.013	1:09.522	1:04.955	1:07.536	152.5	9:33.252
3	1	3:28.271	1:10.953	1:07.491	1:09.827	147.9	13:01.523
4	1	3:26.912	1:13.621	1:08.537	1:04.754	142.7	16:28.435
5	1	3:31.565 B	1:08.106	1:03.679	1:19.780	147.5	20:00.000
6	2	6:15.799	3:52.576	1:06.205	1:17.018	81.8	26:15.799
7	2	4:20.630	1:23.351	1:21.807	1:35.472	76.4	30:36.429
8	2	12:48.699 B	1:29.796	1:29.791	9:49.112	72.4	43:25.128
9	2	3:28.925	1:19.290	1:04.291	1:05.344	87.7	46:54.053
10	2	3:21.550	1:10.353	1:06.184	1:05.013	106.7	50:15.603

67		Shelby Mustang GT350 1965		GT5			
		1. Thomas STUDER					
		2. Conrad M. ULRICH					
1	1	8:10.931	6:09.326	59.804	1:01.801	76.3	8:10.931
2	1	3:07.971	1:02.836	1:01.761	1:03.374	170.9	11:18.902
3	1	3:01.842	1:01.740	58.784	1:01.318	170.1	14:20.744
4	1	3:04.281	1:03.742	59.888	1:00.651	159.3	17:25.025
5	1	4:24.377 B	1:05.090	59.744	2:19.543	157.9	21:49.402
6	1	3:20.180	1:17.151	1:00.943	1:02.086	89.3	25:09.582
7	1	4:02.047	1:09.532	1:17.627	1:34.888	174.5	29:11.629
8	1	12:27.242 B	1:22.315	1:32.718	9:32.209	88.2	41:38.871
9	1	3:22.527	1:17.692	1:03.224	1:01.611	95.7	45:01.398
10	1	3:04.171	1:00.850	1:01.067	1:02.254	176.2	48:05.569

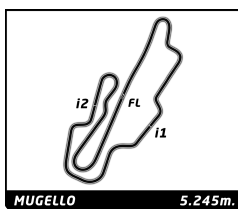
68		Jaguar E-Type 3.8 1962		GT4			
		1. Dirk EBELING					
		2. Christian SCHOEDEL					
1	2	5:20.194	3:26.733	56.088	57.373	116.1	5:20.194
2	2	2:51.990	58.541	56.662	56.787	175.3	8:12.184
3	2	2:51.996	58.430	55.094	58.472	177.6	11:04.180
4	2	2:50.706	58.203	55.260	57.243	185.6	13:54.886

69		Chevrolet Corvette C1 1960		GT5			
		1. Gilles RIVOALLON					
1	1	8:49.320	6:25.352	1:12.457	1:11.511	89.4	8:49.320
2	1	3:34.747	1:12.515	1:11.884	1:10.348	135.8	12:24.067
3	1	3:33.000	1:12.212	1:11.137	1:09.651	150.0	15:57.067
4	1	3:36.954	1:12.489	1:12.914	1:11.551	146.3	19:34.021
5	1	3:34.193	1:13.225	1:10.223	1:10.745	141.7	23:08.214
6	1	3:37.385	1:12.086	1:10.415	1:14.884	152.1	26:45.599
7	1	4:25.521	1:26.621	1:22.488	1:36.412	77.2	31:11.120
8	1	11:14.442 B	1:33.466			74.4	42:25.562
9	1	3:49.900	1:25.897	1:13.376	1:10.717	97.3	46:15.552
10	1	3:36.715	1:11.839	1:12.296	1:12.580	133.7	49:52.267

70		Shelby Cobra Daytona Coupe 1964		GT5			
		1. Pierre-Alain FRANCE					
		2. Erwin FRANCE					
1	2	3:06.780	1:15.403	56.415	54.962	110.1	3:06.780
2	2	2:46.821	55.330	56.070	55.421	195.3	5:53.601
3	2	2:47.687	56.823	53.824	57.040	213.9	8:41.288
4	2	2:46.120	56.075	55.307	54.738	222.7	11:27.408
5	2	7:56.835 B	57.713	1:13.239	5:45.883	204.9	19:24.243
6	1	3:21.396	1:18.191	1:01.401	1:01.804	118.3	22:45.639
7	1	3:04.565	1:00.870	1:00.897	1:02.798	181.2	25:50.204
8	1	4:38.510	1:32.302	1:23.675	1:42.533	70.3	30:28.714
9	1	12:49.051 B	1:34.332	1:25.569	9:49.150	63.0	43:17.765
10	1	3:19.156	1:17.849	59.412	1:01.895	114.6	46:36.921
11	1	3:09.527	1:04.297	1:01.291	1:03.939	148.6	49:46.448

72		Austin-Healey 3000 Mk I 1960		GT3			
		1. François FILLON					
		2. André RAULIN					
1	1	5:42.272	3:28.426	1:06.703	1:07.143	106.8	5:42.272
2	1	3:22.832	1:10.029	1:05.231	1:07.572	133.3	9:05.104
3	1	3:32.706	1:07.378	1:17.658	1:07.670	137.9	12:37.810
4	1	3:24.003	1:10.790	1:05.675	1:07.538	135.3	16:01.813
5	1	5:20.719 B	1:10.047	1:08.142	3:02.530	121.9	21:22.532
6	2	3:38.775	1:22.677	1:06.865	1:09.233	79.8	25:01.307
7	2	4:02.596	1:14.560	1:15.881	1:32.155	137.1	29:03.903
8	2	13:02.509 B	1:28.686	1:31.594	...	77.5	42:06.412
9	2	3:37.951	1:22.545	1:08.246	1:07.160	84.6	45:44.363
10	2	3:26.869	1:12.457	1:06.297	1:08.115	115.8	49:11.232

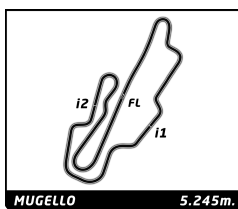
75		Lotus Elan 26R 1965		GT2			
		1. Simon EVANS					
		2. James LITTLEJOHN					
1	1	4:17.815	2:18.905	58.541	1:00.369	103.9	4:17.815
2	1	3:06.694	58.492	1:07.102	1:01.100	196.4	7:24.509
3	1	3:01.539	1:01.020	59.249	1:01.270	185.6	10:26.048
4	1	3:01.120	1:01.794	59.462	59.864	169.3	13:27.168
5	1	3:01.452	1:00.528	59.371	1:01.553	190.5	16:28.620
6	1	3:06.271	1:02.714	1:01.093	1:02.464	184.3	19:34.891
7	1	7:19.537 B	1:04.483	1:01.855	5:13.199	150.2	26:54.428



# SIXTIES' ENDURANCE MUGELLO CLASSIC QUALIFYING

## Sector Analysis

Lap	D	Time	Sector 1	Sector 2	Sector 3	T. Spd	Elapsed	Lap	D	Time	Sector 1	Sector 2	Sector 3	T. Spd	Elapsed
8	2	4:30.454	1:29.838	1:24.105	1:36.511	79.5	31:24.882	8	2	10:04.792 <b>B</b>	1:30.274			71.3	42:20.647
9	2	9:51.583 <b>B</b>	1:29.618			70.7	41:16.465	9	2	3:13.934	1:13.859	<b>59.383</b>	<b>1:00.692</b>	107.0	45:34.581
10	2	3:02.244	1:10.982	55.223	56.039	118.8	44:18.709	10	2	3:20.222	1:02.363	1:10.625	1:07.234	162.7	48:54.803
11	2	<b>2:43.338</b>	<b>55.501</b>	<b>52.649</b>	<b>55.188</b>	208.1	47:02.047	<b>90</b> Jaguar E-Type 3.8 1964 1. Carlos F. CRUZ 2. Miguel AMARAL GT4							
12	2	2:45.923	57.065	53.174	55.684	209.3	49:47.970	1	2	6:53.634	4:54.785	57.410	1:01.439	119.3	6:53.634
<b>76</b> Shelby Cobra 289 1963 1. David HART 2. Nicky PASTORELLI GT5								2	2	2:54.587	59.581	57.469	57.537	178.5	9:48.221
1	1	6:31.247	4:38.967	55.135	57.145	92.2	6:31.247	3	2	3:01.234	1:01.408	1:00.492	59.334	169.5	12:49.455
2	1	<b>2:44.656</b>	<b>56.280</b>	<b>53.628</b>	<b>54.748</b>	200.4	9:15.903	4	2	<b>2:52.653</b>	<b>58.006</b>	56.711	57.936	192.5	15:42.108
3	1	6:23.603 <b>B</b>	59.971	56.997	4:26.635	173.6	15:39.506	5	2	2:54.660	1:00.083	57.296	<b>57.281</b>	182.7	18:36.768
4	2	3:05.600	1:11.028	56.648	57.924	123.9	18:45.106	6	2	6:50.755 <b>B</b>	58.402	<b>56.697</b>	4:55.656	203.4	25:27.523
5	2	2:51.841	58.676	56.034	57.131	187.5	21:36.947	7	1	4:36.070	1:38.574	1:22.861	1:34.635	71.4	30:03.593
6	2	2:52.923	58.443	55.626	58.854	179.4	24:29.870	8	1	12:48.264 <b>B</b>	1:29.148	1:19.404	9:59.712	77.3	42:51.857
7	2	3:46.366	58.455	1:03.729	1:44.182	194.2	28:16.236	9	2	3:41.833	1:22.461	1:06.782	1:12.590	88.2	46:33.690
8	2	13:19.435 <b>B</b>	1:39.164	1:27.846	...	66.9	41:35.671	10	2	3:27.813	1:12.687	1:06.055	1:09.071	121.8	50:01.503
9	1	3:09.133	1:15.484	56.438	57.211	87.5	44:44.804	<b>99</b> Lotus XI 1500 1956 1. Serge KRIKNOFF SP2							
10	1	2:50.287	58.074	55.193	57.020	191.5	47:35.091	1	1	9:07.803	6:50.694	1:05.651	1:11.458	84.8	9:07.803
<b>79</b> Lotus Elan 26R 1964 1. Stéphane GUTZWILLER 2. Victor GUTZWILLER GT2								2	1	3:20.504	1:09.605	1:04.680	1:06.219	130.3	12:28.307
1	2	3:30.098	1:36.927	<b>54.316</b>	58.855	113.2	3:30.098	3	1	3:08.721	<b>1:03.369</b>	1:01.160	1:04.192	155.2	15:37.028
2	2	<b>2:50.888</b>	<b>57.025</b>	55.139	58.724	202.2	6:20.986	4	1	6:52.505 <b>B</b>	1:09.353	1:05.557	4:37.595	145.4	22:29.533
3	2	2:51.196	57.758	56.344	<b>57.094</b>	171.7	9:12.182	5	1	8:11.816 <b>B</b>	1:23.939	1:05.997	5:41.880	89.4	30:41.349
4	2	6:46.084 <b>B</b>	1:02.008	58.263	4:45.813	137.2	15:58.266	6	1	12:51.233 <b>B</b>	1:31.228	1:29.239	9:50.766	74.4	43:32.582
5	1	3:30.045	1:20.167	1:03.982	1:05.896	79.5	19:28.311	7	1	3:25.235	1:15.928	1:01.515	1:07.792	102.8	46:57.817
6	1	3:12.048	1:03.282	1:02.121	1:06.645	154.1	22:40.359	8	1	<b>3:07.706</b>	1:04.788	<b>1:00.845</b>	<b>1:02.073</b>	146.7	50:05.523
7	1	3:13.988	1:05.302	1:01.307	1:07.379	140.3	25:54.347	<b>109</b> Shelby Cobra Daytona Coupe 1965 1. Olivier BREITMAYER 2. Emile BREITMAYER GT5							
8	1	4:36.447	1:29.943	1:23.557	1:42.947	59.4	30:30.794	1	1	5:33.027	3:29.892	1:02.429	1:00.706	118.3	5:33.027
9	1	12:51.870 <b>B</b>	1:33.524	1:27.727	9:50.619	61.4	43:22.664	2	1	3:13.668	1:03.192	1:04.228	1:06.248	170.3	8:46.695
10	1	3:28.594	1:20.343	1:03.091	1:05.160	94.8	46:51.258	3	1	5:30.584 <b>B</b>	1:04.641	1:03.258	3:22.685	168.7	14:17.279
<b>80</b> Shelby Cobra 289 1965 1. Richard HYWEL EVANS 2. Andrew SMITH GT5								4	1	3:19.461	1:19.344	1:00.955	59.162	109.6	17:36.740
1	1	6:18.605	4:15.375	1:04.082	59.148	121.6	6:18.605	5	1	2:54.406	58.858	57.267	58.281	178.5	20:31.146
2	1	3:02.259	1:02.429	59.978	59.852	173.4	9:20.864	6	1	2:53.782	<b>57.488</b>	58.244	58.050	195.3	23:24.928
3	1	4:47.101 <b>B</b>	59.645	1:02.259	2:45.197	182.1	14:07.965	7	1	3:08.414	57.958	56.516	1:13.940	203.4	26:33.342
4	1	3:09.179	1:10.178	58.415	1:00.586	102.4	17:17.144	8	1	4:09.460	1:23.511	1:16.841	1:29.108	84.0	30:42.802
5	1	3:15.289	1:13.501	59.925	1:01.863	200.7	20:32.433	9	1	11:09.604 <b>B</b>	1:27.142			78.8	41:52.406
6	1	3:01.507	1:01.504	58.742	1:01.261	171.4	23:33.940	10	2	3:20.179	1:15.884	59.262	1:05.033	77.6	45:12.585
7	1	5:09.475 <b>B</b>	1:02.444	59.196	3:07.835	159.1	28:43.415	11	2	2:51.874	57.991	56.003	<b>57.880</b>	215.1	48:04.459
8	2	6:02.340 <b>B</b>	1:32.737	1:32.869	2:56.734	81.8	34:45.755	12	2	<b>2:51.754</b>	57.990	<b>55.861</b>	57.903	217.3	50:56.213
9	2	3:00.716 <b>B</b>					37:46.471	<b>111</b> Lotus Elan 26R 1965 1. Jean-Pierre RICHELMI 2. Philippe GACHE GT2							
10	2	3:22.024 <b>B</b>					41:08.495	1	2	4:06.761	2:02.977	1:02.007	1:01.777	97.8	4:06.761
11	2	3:14.026	1:18.272	57.676	58.078	85.4	44:22.521	2	2	<b>2:56.421</b>	<b>1:00.268</b>	56.979	<b>59.174</b>	169.0	7:03.182
12	2	<b>2:45.663</b>	<b>57.604</b>	<b>53.029</b>	<b>55.030</b>	173.4	47:08.184	3	2	8:39.993 <b>B</b>	1:01.931	<b>56.854</b>	6:41.208	159.5	15:43.175
13	2	2:47.486	57.834	54.092	55.560	164.4	49:55.670	4	1	3:24.045	1:15.158	1:03.243	1:05.644	98.5	19:07.220
<b>82</b> Shelby Cobra 289 1963 1. Peter FISCHER 2. Benjamin MONNAY GT5								5	1	3:10.585	1:06.793	1:00.366	1:03.426	120.5	22:17.805
1	1	8:47.193	6:37.437	1:03.784	1:05.972	112.6	8:47.193	6	1	3:11.040	1:05.778	1:00.762	1:04.500	123.3	25:28.845
2	1	3:11.698	1:05.385	1:02.738	1:03.575	144.0	11:58.891	7	1	3:55.247	1:06.354	1:14.823	1:34.070	142.3	29:24.092
3	1	3:07.478	<b>1:01.873</b>	1:02.363	1:03.242	184.3	15:06.369	8	1	13:21.577 <b>B</b>	1:26.105	1:33.564	...	74.4	42:45.669
4	1	<b>3:04.954</b>	1:02.935	1:00.327	1:01.692	156.1	18:11.323	9	2	3:21.870	1:16.343	1:01.523	1:04.004	87.2	46:07.539
5	1	3:48.677 <b>B</b>	1:02.197	1:01.307	1:45.173	174.5	22:00.000	10	2	3:08.304	1:03.440	1:01.947	1:02.917	155.8	49:15.843
6	2	5:48.177	3:14.162	1:04.246	1:29.769	88.5	27:48.177								
7	2	4:27.678	1:30.341	1:18.028	1:39.309	70.8	32:15.855								

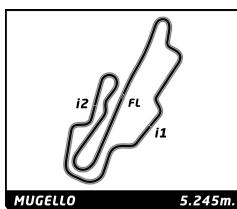


# SIXTIES' ENDURANCE MUGELLO CLASSIC QUALIFYING

## Sector Analysis

Personal Best Session Best B Crossing the finish line in pit lane

Lap	D	Time	Sector 1	Sector 2	Sector 3	T. Spd	Elapsed	Lap	D	Time	Sector 1	Sector 2	Sector 3	T. Spd	Elapsed	
<b>116</b>		Porsche 911 2.0L 1965 1. Bonamy GRIMES						GT2	1	1	5:30.015	3:40.840	53.970	55.205	125.9	5:30.015
	1	10:41.602	8:45.805	56.865	58.932	123.1	10:41.602	2	1	2:48.658	55.913	55.178	57.567	201.9	8:18.673	
	2	2:50.742	57.672	55.379	<b>57.691</b>	194.2	13:32.344	3	1	2:46.550	56.240	54.211	56.099	193.9	11:05.223	
	3	<b>2:50.113</b>	<b>57.278</b>	<b>54.771</b>	58.064	195.7	16:22.457	4	1	2:43.896	55.234	54.020	54.642	205.3	13:49.119	
	4	2:51.342	57.913	55.620	57.809	196.7	19:13.799	5	1	2:42.101	55.329	52.814	53.958	225.5	16:31.220	
	5	23:34.541 B	59.071	58.448	...	181.8	42:48.340	6	1	3:28.780 B	57.870	57.091	1:33.819	201.9	20:00.000	
	6	3:09.259	1:13.758	56.587	58.914	95.3	45:57.599	7	2	5:11.251	3:20.037	53.720	57.494	138.3	25:11.251	
	7	2:53.684	58.000	55.611	1:00.073	193.9	48:51.283	8	2	4:14.245 B	1:06.449	1:17.796	1:50.000	192.5	29:25.496	
								9	2	4:34.663 B	3:13.128	...	78.6	34:00.159		
								10	1	9:54.233	8:08.264	51.688	54.281	138.8	43:54.392	
								11	1	<b>2:38.456</b>	<b>53.670</b>	<b>51.534</b>	<b>53.252</b>	218.2	46:32.848	
<b>124</b>		Shelby Cobra 289 1962 1. Nicolas CHAMBON						GT5	1	1	7:01.449	4:59.585	59.935	1:01.929	100.0	7:01.449
	1	4:49.660	2:48.205	1:01.013	1:00.442	101.2	4:49.660	2	1	3:07.029	1:04.876	58.034	1:04.119	152.3	10:08.478	
	2	3:02.319	1:02.491	59.845	59.983	168.7	7:51.979	3	1	2:59.514	1:02.220	<b>56.687</b>	1:00.607	163.9	13:07.992	
	3	3:51.976	1:43.754	1:06.908	1:01.314	150.2	11:43.955	4	1	3:02.640	1:02.089	1:00.765	<b>59.786</b>	182.1	16:10.632	
	4	3:00.406	1:02.562	57.863	59.981	174.2	14:44.361	5	1	2:59.936	1:00.614	58.446	1:00.876	193.5	19:10.568	
	5	3:01.263	1:02.727	58.274	1:00.262	160.7	17:45.624	6	1	3:05.242	1:02.102	1:00.904	1:02.236	180.0	22:15.810	
	6	2:59.234	1:02.152	58.367	58.715	150.8	20:44.858	7	1	<b>2:58.532</b>	<b>1:00.334</b>	57.615	1:00.583	189.5	25:14.342	
	7	3:00.668	1:01.850	58.228	1:00.590	173.6	23:45.526	8	1	4:06.486	1:09.963	1:19.453	1:37.070	175.3	29:20.828	
	8	3:10.666	1:02.174	58.125	1:10.367	161.0	26:56.192	9	1	13:16.127 B	1:25.221	1:29.734	...	74.3	42:36.955	
	9	4:19.751	1:20.111	1:22.745	1:36.895	112.7	31:15.943	10	1	3:16.438	1:17.227	59.100	1:00.111	113.8	45:53.393	
	10	10:17.150 B	1:31.473	...	70.8	41:33.093		11	1	2:59.654	1:00.594	59.267	59.793	188.2	48:53.047	
	11	3:20.697	1:21.134	59.037	1:00.526	94.0	44:53.790									
	12	2:58.249	1:02.238	57.421	<b>58.590</b>	159.1	47:52.039									
	13	<b>2:55.516</b>	<b>59.682</b>	<b>56.883</b>	58.951	173.1	50:47.555									
<b>127</b>		Alfa Romeo Giulia Sprint GTA 1966 1. Sandro HUBAR						GT2	1	2	7:58.399	5:49.978	1:04.894	1:03.527	99.4	7:58.399
	1	6:57.470	4:46.055	1:00.810	1:10.605	105.5	6:57.470	2	2	3:09.660	1:03.689	1:01.720	1:04.251	158.8	11:08.059	
	2	3:12.227	1:04.588	1:01.829	1:05.810	173.1	10:09.697	3	2	3:08.725	1:03.730	1:00.910	1:04.085	169.3	14:16.784	
	3	3:14.505	1:06.645	1:01.815	1:06.045	169.3	13:24.202	4	2	<b>3:05.547</b>	<b>1:03.514</b>	<b>59.424</b>	<b>1:02.609</b>	166.4	17:22.331	
	4	3:05.646	1:02.377	59.018	1:04.251	177.3	16:29.848	5	2	6:33.097 B	1:07.798	1:02.488	4:22.811	159.8	23:55.428	
	5	3:08.969	1:04.061	1:00.539	1:04.369	165.4	19:38.817									
	6	3:08.668	1:01.767	1:02.621	1:04.280	179.4	22:47.485									
	7	5:43.750 B	1:01.489	58.994	3:43.267	179.4	28:31.235									
	8	13:13.416 B	1:35.174	1:34.905	...	75.2	41:44.651									
	9	3:30.148	1:19.899	1:02.568	1:07.681	97.6	45:14.799									
	10	<b>3:03.330</b>	1:01.260	59.242	<b>1:02.828</b>	168.0	48:18.129									
<b>132</b>		Jaguar E-Type 3.8 1965 1. Andrew HADDON						GT4	1	1	4:42.020	2:52.526	54.197	<b>55.297</b>	112.7	4:42.020
	1	2:46.655	57.020	53.534	56.101	177.6	7:28.675	2	1	2:49.388	56.719	54.470	58.199	195.7	10:18.063	
	3	2:45.936	56.493	53.551	55.892	205.7	13:03.999	4	1	2:47.959	58.150	54.254	55.555	175.9	15:51.958	
	5	3:08.042 B	57.355	55.146	1:15.541	192.9	19:00.000	6	1	3:32.156	3:39.754	55.041	57.361	87.9	24:32.156	
	7	5:32.156	3:39.754	55.041	57.361	87.9	24:32.156	8	1	3:48.695	59.347	1:12.205	1:37.143	165.1	28:20.851	
	9	5:05.728 B	1:37.181	1:28.773	1:59.774	72.0	33:26.579	10	1	10:42.844	8:51.504	55.344	55.996	101.8	44:09.423	
	11	<b>2:45.013</b>	56.589	<b>52.960</b>	55.464	195.3	46:54.436	12	1	2:48.000	<b>55.999</b>	53.524	58.477	198.5	49:42.436	
<b>133</b>		Jaguar E-Type 3.8 1964 1. Jon MINSHAW 2. Phil KEEN						GT4	1	2	6:18.913	4:25.094	56.547	57.272	105.5	6:18.913
	2	2:51.592	58.483	55.383	57.726	171.2	9:10.505	3	2	2:56.310	1:02.236	56.412	57.662	139.0	12:06.815	
	4	2:48.207	55.736	55.016	57.455	190.8	14:55.022	5	2	<b>2:45.309</b>	<b>54.924</b>	<b>54.502</b>	<b>55.883</b>	203.0	17:40.331	
	6	3:24.176 B	57.757	56.565	1:29.854	184.6	21:04.507	7	1	5:24.108	3:07.808	1:02.044	1:14.256	98.9	26:28.615	
<b>136</b>		Alfa Romeo Giulia Sprint GTA 1965 1. Moritz WERNER						GT2	1	1	7:01.449	4:59.585	59.935	1:01.929	100.0	7:01.449
	2	3:07.029	1:04.876	58.034	1:04.119	152.3	10:08.478	3	1	2:59.514	1:02.220	<b>56.687</b>	1:00.607	163.9	13:07.992	
	4	3:02.640	1:02.089	1:00.765	<b>59.786</b>	182.1	16:10.632	5	1	2:59.936	1:00.614	58.446	1:00.876	193.5	19:10.568	
	6	3:05.242	1:02.102	1:00.904	1:02.236	180.0	22:15.810	7	1	<b>2:58.532</b>	<b>1:00.334</b>	57.615	1:00.583	189.5	25:14.342	
	8	4:06.486	1:09.963	1:19.453	1:37.070	175.3	29:20.828	9	1	13:16.127 B	1:25.221	1:29.734	...	74.3	42:36.955	
	10	3:16.438	1:17.227	59.100	1:00.111	113.8	45:53.393	11	1	2:59.654	1:00.594	59.267	59.793	188.2	48:53.047	
<b>137</b>		Alfa Romeo Giulia Sprint GTA 1965 1. Pierre MELLINGER 2. Tommaso GELMINI						GT2	1	2	7:58.399	5:49.978	1:04.894	1:03.527	99.4	7:58.399
	2	3:09.660	1:03.689	1:01.720	1:04.251	158.8	11:08.059	3	2	3:08.725	1:03.730	1:00.910	1:04.085	169.3	14:16.784	
	4	<b>3:05.547</b>	<b>1:03.514</b>	<b>59.424</b>	<b>1:02.609</b>	166.4	17:22.331	5	2	6:33.097 B	1:07.798	1:02.488	4:22.811	159.8	23:55.428	
<b>144</b>		Chevrolet Corvette C2 1964 1. Armand ADRIAANS						GT5	1	1	6:30.028	4:23.774	1:01.789	1:04.465	107.2	6:30.028
	2	3:09.098	1:05.058	1:01.248	1:02.792	158.6	9:39.126	3	1	3:13.282	1:07.806	1:02.361	1:03.115	154.7	12:52.408	
	4	<b>3:06.257</b>	<b>1:02.731</b>	1:01.031	1:02.495	178.5	15:58.665	5	1	3:08.984	1:05.890	1:00.875	1:02.219	159.1	19:07.649	
	6	3:07.828	1:03.159	1:02.210	1:02.459	160.2	22:15.477	7	1	4:53.442 B	1:04.781	1:02.171	2:46.490	161.9	27:08.919	
	8	4:21.215	1:25.002	1:19.666	1:36.547	80.5	31:30.134	9	1	12:12.539 B	1:28.758	...	77.4	43:42.673		
	10	3:18.470	1:15.778	<b>1:00.193</b>	1:02.499	109.4	47:01.143	11	1	3:09.221	1:05.022	1:02.153	<b>1:02.046</b>	150.8	50:10.364	
<b>160</b>		Lotus XV 1958 1. Michael BIRCH 2. Gareth BURNETT						SP3	1	2	6:18.913	4:25.094	56.547	57.272	105.5	6:18.913
	2	2:51.592	58.483	55.383	57.726	171.2	9:10.505	3	2	2:56.310	1:02.236	56.412	57.662	139.0	12:06.815	
	4	2:48.207	55.736	55.016	57.455	190.8	14:55.022	5	2	<b>2:45.309</b>	<b>54.924</b>	<b>54.502</b>	<b>55.883</b>	203.0	17:40.331	
	6	3:24.176 B	57.757	56.565	1:29.854	184.6	21:04.507	7	1	5:24.108	3:07.808	1:02.044	1:14.256	98.9	26:28.615	



# SIXTIES' ENDURANCE MUGELLO CLASSIC QUALIFYING

## Sector Analysis

■ Personal Best ■ Session Best B Crossing the finish line in pit lane

Lap	D	Time	Sector 1	Sector 2	Sector 3	T. Spd	Elapsed	Lap	D	Time	Sector 1	Sector 2	Sector 3	T. Spd	Elapsed
8	1	4:11.353	1:25.796	1:16.052	1:29.505	84.6	30:39.968	172	1	4:39.666	2:29.397	1:04.137	1:06.132	102.0	4:39.666
9	1	12:48.880	B 1:28.107	1:30.620	9:50.153	76.3	43:28.848	2	2	3:11.265	1:03.216	1:01.823	1:06.226	169.3	7:50.931
10	1	3:27.634	1:16.581	1:04.055	1:06.998	99.4	46:56.482	3	2	3:14.524	1:07.209	1:03.331	1:03.984	150.8	11:05.455
11	1	3:06.782	1:02.395	59.748	1:04.639	142.9	50:03.264	4	2	3:12.683	1:03.171	1:02.852	1:06.660	167.4	14:18.138

164		Morgan 4/4 1964		GT2			
1. Roger WHITESIDE							
2. Richard THORNE							
1	1	6:40.172	4:32.661	1:03.311	1:04.200	88.7	6:40.172
2	1	3:03.792	1:01.706	59.371	1:02.715	175.6	9:43.964
3	1	3:13.289	1:04.928	1:03.850	1:04.511	174.8	12:57.253
4	1	3:05.947	1:03.162	58.744	1:04.041	157.4	16:03.200
5	1	3:11.706	1:04.737	1:01.600	1:05.369	145.0	19:14.906
6	1	4:51.140	B 1:02.827	59.948	2:48.365	167.2	24:06.046
7	2	4:12.953	1:21.154	1:13.976	1:37.823	80.5	28:18.999
8	2	4:45.936	1:37.598	1:28.407	1:39.931	70.3	33:04.935
9	2	9:39.120	B 1:29.681			68.3	42:44.055
10	1	3:31.291	1:20.403	1:02.645	1:08.243	86.5	46:15.346
11	1	3:18.089	1:07.611	1:03.817	1:06.661	126.9	49:33.435

168		Shelby Mustang GT350 1965		GT5			
1. Stan NOVAKOVIC							
1	1	9:09.408	6:57.863	1:03.658	1:07.887	93.5	9:09.408
2	1	3:20.711	1:09.495	1:05.017	1:06.199	125.9	12:30.119
3	1	3:10.255	1:03.740	1:02.352	1:04.163	161.7	15:40.374
4	1	3:11.021	1:04.570	1:01.950	1:04.501	157.7	18:51.395
5	1	3:09.091	1:01.739	1:01.304	1:06.048	163.6	22:00.486
6	1	3:10.786	1:03.853	1:01.474	1:05.459	158.6	25:11.272
7	1	4:02.505	1:10.501	1:17.207	1:34.797	151.5	29:13.777
8	1	12:36.100	B 1:23.006	1:32.751	9:40.343	78.4	41:49.877
9	1	3:33.038	1:19.961	1:04.385	1:08.692	85.2	45:22.915

169		Shelby Cobra Daytona Coupe 1965 (C)		INV			
1. Brice PINEAU							
2. Olivier MUYTJENS							
1	1	6:00.165	3:50.971	1:04.296	1:04.898	117.0	6:00.165
2	1	3:08.150	1:01.002	1:01.949	1:05.199	189.8	9:08.315
3	1	3:15.035	1:05.889	1:02.756	1:06.390	170.6	12:23.350
4	1	3:10.797	1:03.195	1:03.075	1:04.527	182.4	15:34.147
5	1	3:12.064	1:02.723	1:02.586	1:06.755	161.7	18:46.211
6	1	5:57.797	B 1:02.995	1:03.831	3:50.971	159.8	24:44.008
7	2	4:10.086	1:13.036	1:17.672	1:39.378	107.4	28:54.094
8	2	12:25.585	B 1:26.782	1:30.866	9:27.937	73.9	41:19.679
9	2	3:11.369	1:12.745	58.208	1:00.416	121.1	44:31.048
10	2	2:56.595	59.502	58.425	58.668	184.9	47:27.643
11	2	2:50.280	57.402	56.186	56.692	194.6	50:17.923

170		Lotus Elan 26R 1964		GT2			
1. Ted TUPPEN							
1	1	8:40.176	6:26.566	1:06.728	1:06.882	96.6	8:40.176
2	1	3:11.953	1:06.634	1:01.380	1:03.939	156.7	11:52.129
3	1	3:08.431	1:04.524	1:00.751	1:03.156	157.4	15:00.560
4	1	3:06.948	1:03.556	1:00.336	1:03.056	151.9	18:07.508
5	1	3:05.849	1:03.493	1:00.163	1:02.193	168.0	21:13.357
6	1	3:12.014	1:07.115	1:01.275	1:03.624	137.8	24:25.371
7	1	5:06.214	B 1:02.828	1:14.526	2:48.860	178.5	29:31.585
8	1	13:26.552	B 1:23.808	1:35.894	...	104.0	42:58.137
9	1	3:32.229	1:20.499	1:04.922	1:06.808	86.7	46:30.366
10	1	3:04.794	1:04.372	1:00.168	1:00.254	148.4	49:35.160

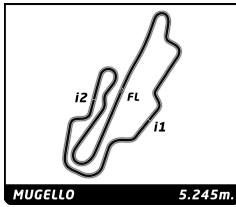
172		Jaguar E-Type 3.8 1964		GT4			
1. Didier ROBIN							
2. Fabien SARRAILH							
1	2	4:39.666	2:29.397	1:04.137	1:06.132	102.0	4:39.666
2	2	3:11.265	1:03.216	1:01.823	1:06.226	169.3	7:50.931
3	2	3:14.524	1:07.209	1:03.331	1:03.984	150.8	11:05.455
4	2	3:12.683	1:03.171	1:02.852	1:06.660	167.4	14:18.138
5	2	3:11.613	1:05.770	1:03.588	1:02.255	168.7	17:29.751
6	2	3:12.316	1:04.766	1:03.975	1:03.575	155.6	20:42.067
7	2	3:10.009	1:02.708	1:03.103	1:04.198	160.2	23:52.076
8	2	3:34.933	1:03.163	1:04.037	1:27.733	159.5	27:27.009
9	2	4:12.309	1:25.888	1:13.447	1:32.974	81.9	31:39.318
10	2	10:07.774	B 1:32.682			80.1	41:47.092
11	2	3:34.061	1:21.179	1:04.995	1:07.887	89.8	45:21.153
12	2	3:19.214	1:10.163	1:03.725	1:05.326	150.8	48:40.367

173		Jaguar E-Type 3.8 1963		GT4			
1. Laurent JASPERS							
1	1	8:26.427	5:02.402	2:21.279	1:02.746	120.1	8:26.427
2	1	2:57.903	1:02.361	56.303	59.239	149.2	11:24.330
3	1	3:02.459	1:01.532	1:00.493	1:00.434	177.0	14:26.789
4	1	2:57.516	59.950	58.195	59.371	172.8	17:24.305
5	1	2:57.617	1:01.380	57.353	58.884	175.0	20:21.922
6	1	2:57.611	1:00.422	57.721	59.468	166.7	23:19.533
7	1	4:07.036	B 1:00.091	57.077	2:09.868	171.4	27:26.569
8	1	4:14.873	1:28.000	1:14.088	1:32.785	76.8	31:41.442
9	1	10:19.006	B 1:32.534			74.4	42:00.448
10	1	3:21.129	1:18.281	59.641	1:03.207	85.0	45:21.577
11	1	3:08.299	1:06.629	1:01.276	1:00.394	140.6	48:29.876
12	1	2:56.612	1:00.263	58.107	58.242	172.2	51:26.488

181		Shelby Cobra Daytona Coupe 1962		GT5			
1. Bertrand ROUCHAUD							
2. Vincent NEURRISSE							
1	2	8:47.837	6:40.029	1:01.934	1:05.874	108.3	8:47.837
2	2	3:11.802	1:05.620	1:02.435	1:03.747	145.9	11:59.639
3	2	3:07.261	1:02.650	1:01.722	1:02.889	175.9	15:06.900
4	2	3:06.390	1:03.740	1:00.193	1:02.457	150.4	18:13.290
5	2	3:04.906	1:01.517	1:01.061	1:02.328	179.7	21:18.196
6	2	10:00.412	1:04.327	1:01.438	7:54.647	163.9	31:18.608
7	2	9:59.977	B				41:18.585
8	1	3:09.174	1:12.422	57.495	59.257	127.8	44:27.759
9	1	2:55.181	1:00.861	56.987	57.333	166.4	47:22.940
10	1	2:49.081	58.227	55.017	55.837	186.5	50:12.021

211		Shelby Cobra 289 1965		GT5			
1. Frederic WAKEMAN							
2. Patrick BLAKENEY-EDWAR							
1	1	4:07.830	2:00.716	1:04.086	1:03.028	95.4	4:07.830
2	1	2:58.573	1:01.337	57.822	59.414	172.8	7:06.403
3	1	3:02.059	1:01.567	58.618	1:01.874	175.0	10:08.462
4	1	2:56.146	1:00.415	56.087	59.644	172.5	13:04.608
5	1	3:09.660	1:06.838	1:00.705	1:02.117	155.6	16:14.268
6	1	2:57.140	59.111	57.895	1:00.134	191.8	19:11.408
7	1	4:38.353	B 1:03.655	1:00.432	2:34.266	134.2	23:49.761
8	2	3:43.753	1:14.557	1:00.107	1:29.089	97.7	27:33.514
9	2	4:13.795	1:26.768	1:16.646	1:30.381	80.3	31:47.309
10	2	10:22.192	B 1:32.305			77.6	42:09.501
11	2	3:17.824	1:14.817	1:00.736	1:02.271	87.6	45:27.325





# SIXTIES' ENDURANCE MUGELLO CLASSIC QUALIFYING

## Sector Analysis

■ Personal Best ■ Session Best B Crossing the finish line in pit lane

Lap	D	Time	Sector 1	Sector 2	Sector 3	T. Spd	Elapsed	Lap	D	Time	Sector 1	Sector 2	Sector 3	T. Spd	Elapsed
12	2	2:59.675	1:03.006	58.573	58.096	136.0	48:27.000								
13	2	2:53.853	59.280	55.549	59.024	148.6	51:20.853								

222		Alfa Romeo Giulia Sprint GTA 1965													
		1.François FABRI GT2													
		2.Alexander FURIANI													
1	1	6:08.814	3:50.403	1:07.764	1:10.647	88.2	6:08.814								
2	1	3:22.561	1:07.439	1:06.791	1:08.331	142.1	9:31.375								
3	1	3:24.911	1:07.915	1:06.663	1:10.333	162.4	12:56.286								
4	1	3:26.757	1:08.660	1:09.676	1:08.421	150.4	16:23.043								
5	1	3:18.406	1:04.388	1:04.372	1:09.646	154.5	19:41.449								
6	1	5:44.290	1:06.253	1:05.379	3:32.658	155.8	25:25.739								
7	2	4:26.812	1:32.943	1:20.710	1:33.159	67.2	29:52.551								
8	2	12:03.700	1:26.897	1:21.123	9:15.680	77.4	41:56.251								
9	2	3:21.510	1:18.488	59.929	1:03.093	93.2	45:17.761								
10	2	2:59.947	1:01.376	58.077	1:00.494	165.9	48:17.708								
11	2	2:58.428	59.110	57.397	1:01.921	181.5	51:16.136								

244		Austin-Healey 3000 Mk II 1962													
		1. MOZ GT3													
1	1	7:50.235	5:34.756	1:05.901	1:09.578	100.9	7:50.235								
2	1	3:22.546	1:08.881	1:04.727	1:08.938	139.2	11:12.781								
3	1	3:15.565	1:05.619	1:03.344	1:06.602	145.9	14:28.346								
4	1	3:08.769	1:02.983	1:01.882	1:03.904	160.7	17:37.115								
5	1	3:16.141	1:03.911	1:07.212	1:05.018	162.7	20:53.256								
6	1	3:07.561	1:02.234	1:00.117	1:05.210	165.1	24:00.817								
7	1	3:46.439	1:07.194	1:07.776	1:31.469	160.5	27:47.256								
8	1	4:24.142	1:28.216	1:19.869	1:36.057	75.8	32:11.398								
9	1	10:07.407	1:31.853			74.0	42:18.805								
10	1	3:26.031	1:18.300	1:03.124	1:04.607	106.8	45:44.836								
11	1	3:06.816	1:03.285	1:00.169	1:03.362	164.6	48:51.652								

369		Shelby Cobra 289 1964													
		1.Urs BECK GT5													
		2.Patrick SIMON													
1	1	4:06.461	2:08.114	57.320	1:01.027	111.3	4:06.461								
2	1	2:55.581	57.688	58.705	59.188	201.5	7:02.042								
3	1	2:57.293	59.945	58.256	59.092	186.2	9:59.335								
4	1	2:57.546	58.462	57.811	1:01.273	201.1	12:56.881								
5	1	3:01.856	59.803	1:00.332	1:01.721	186.2	15:58.737								
6	1	2:57.180	59.673	58.051	59.456	185.9	18:55.917								
7	1	2:55.764	58.690	58.499	58.575	205.7	21:51.681								
8	1	3:08.319	59.311	58.755	1:10.253	186.9	25:00.000								
9	2	6:21.880	3:21.808	1:23.149	1:36.923	75.9	31:21.880								
10	2	9:52.987	1:29.131			80.1	41:14.867								
11	2	3:05.186	1:12.155	56.987	56.044	82.9	44:20.053								
12	2	2:47.115	57.727	54.451	54.937	176.8	47:07.168								
13	2	2:48.265	57.210	54.248	56.807	189.8	49:55.433								