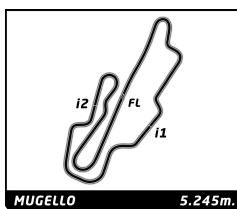


SIXTIES' ENDURANCE MUGELLO CLASSIC PRIVATE PRACTICE

Sector Analysis

Personal Best Session Best B Crossing the finish line in pit lane

Lap	D	Time	Sector 1	Sector 2	Sector 3	T. Spd	Elapsed	Lap	D	Time	Sector 1	Sector 2	Sector 3	T. Spd	Elapsed	
1		Shelby Cobra Daytona Coupe 1964 1.Olivier GALANT						GT5								
1	1	5:00.806	3:04.887	56.886	59.033	100.3	5:00.806									
2	1	4:24.796 B	1:02.453	54.274	2:28.069	140.8	9:25.602									
3	1	4:28.372 B	1:06.827	56.063	2:25.482	134.3	13:53.974									
4	1	3:50.212	1:24.970	1:12.368	1:12.874	96.2	17:44.186									
5	1	3:12.051	59.263	55.457	1:17.331	157.2	20:56.237									
6	1	7:55.256 B	1:18.506			104.8	28:51.493									
7	1	3:36.092	1:20.056	59.620	1:16.416	43.7	32:27.585									
8	1	3:49.745	1:24.822	1:27.774	57.149	103.7	36:17.330									
9	1	2:49.814	58.160	53.583	58.071	179.7	39:07.144									
10	1	5:06.506 B	55.707	56.263	3:14.536	194.6	44:13.650									
3		Jaguar E-Type 3.8 1963 1.Armand MILLE 2.Yves SCEMAMA						GT4								
1	1	5:06.426	2:57.224	1:05.073	1:04.129	99.3	5:06.426									
2	1	3:10.971	1:08.303	1:00.144	1:02.524	151.7	8:17.397									
3	1	3:02.275	1:01.237	59.298	1:01.740	165.6	11:19.672									
4	1	3:38.949	1:11.558	1:09.724	1:17.667	121.2	14:58.621									
5	1	12:22.078 B	1:15.470	1:07.451	9:59.157	109.8	27:20.699									
6	1	3:51.680	1:29.825	1:06.583	1:15.272	65.3	31:12.379									
7	1	4:13.550	1:26.785	1:25.107	1:21.658	76.8	35:25.929									
8	1	3:04.315	1:04.474	1:00.035	59.806	145.6	38:30.244									
9	1	5:56.314 B	59.835	1:01.928	3:54.551	184.3	44:26.558									
7		Lotus Elan 26R 1963 1.Eugène DELEPLANQUE						GT2								
1	1	20:19.405	...	1:02.501	1:26.615	75.7	20:19.405									
2	1	8:13.118 B	1:29.674			78.3	28:32.523									
3	1	3:36.734	1:20.812	1:04.258	1:11.664	103.9	32:09.257									
4	1	4:09.092	1:24.399	1:39.348	1:05.345	69.8	36:18.349									
5	1	3:08.352	1:04.909	1:00.585	1:02.858	155.4	39:26.701									
8		Alfa Romeo Giulia Sprint GTA 1965 1.Xavier GALANT						GT2								
1	1	6:10.698	3:42.471	1:12.778	1:15.449	75.9	6:10.698									
2	1	3:36.653	1:16.674	1:07.871	1:12.108	116.8	9:47.351									
3	1	3:51.419	1:11.045	1:10.155	1:30.219	124.7	13:38.770									
4	1	3:57.393	1:26.088	1:13.501	1:17.804	80.3	17:36.163									
5	1	3:36.721	1:08.744	1:04.808	1:23.169	140.4	21:12.884									
6	1	7:41.474 B	1:17.863			82.8	28:54.358									
7	1	3:55.574	1:27.370	1:05.364	1:22.840	50.9	32:49.932									
8	1	3:47.897	1:21.639	1:17.848	1:08.410	79.8	36:37.829									
9	1	3:18.069	1:06.613	1:04.678	1:06.778	149.4	39:55.898									
9		Shelby Cobra 289 1963 1.Carle VÖGELE 2.Conrad C. ULRICH						GT5								
1	1	5:43.250	3:27.440	1:07.746	1:08.064	87.9	5:43.250									
2	1	3:26.223	1:20.337	1:00.761	1:05.125	166.2	9:09.473									
3	1	6:57.147 B	1:06.316	1:02.027	4:48.804	158.1	16:06.620									
4	1	4:11.096	1:30.299	1:08.359	1:32.438	74.4	20:17.716									
5	1	7:04.640 B	1:23.627			84.4	27:22.356									
6	1	4:05.931	1:31.653	1:08.776	1:25.502	69.5	31:28.287									
7	1	4:13.426	1:26.051	1:24.822	1:22.553	74.0	35:41.713									
8	1	3:35.196	1:14.547	1:06.742	1:13.907	128.6	39:16.909									
10		Shelby Cobra 289 1964 1.Max HUBER						GT5								
1	1	10:38.871 B	6:20.737	1:11.109	3:07.025	108.8	10:38.871									
2	1	3:44.707	1:24.039	1:04.269	1:16.399	100.5	14:23.578									
3	1	3:39.628	1:19.073	1:11.967	1:08.588	119.7	18:03.206									
4	1	9:24.146 B	1:10.923	1:08.920	7:04.303	155.6	27:27.352									
5	1	4:05.586	1:37.463	1:05.304	1:22.819	73.3	31:32.938									
6	1	4:11.254	1:26.219	1:24.384	1:20.651	72.5	35:44.192									
7	1	3:10.191	1:07.452	59.573	1:03.166	149.6	38:54.383									
8	1	5:09.551 B	1:04.816	1:04.063	3:00.672	186.9	44:03.934									
12		Shelby Cobra 289 1963 1.Charles de VILLAUCOURT						GT5								
1	1	7:18.170	5:04.957	1:03.883	1:09.330	83.4	7:18.170									
2	1	3:12.029	1:05.178	1:00.401	1:06.450	135.3	10:30.199									
3	1	5:32.172 B	1:05.985	1:01.599	3:24.588	132.2	16:02.371									
4	1	3:40.469	1:27.919	1:04.446	1:08.104	89.4	19:42.840									
5	1	8:33.398 B	1:06.937	1:15.294	6:11.167	122.9	28:16.238									
6	1	3:48.299	1:21.574	1:07.888	1:18.837	112.1	32:04.537									
7	1	4:09.242	1:23.728	1:36.468	1:09.046	70.7	36:13.779									
8	1	3:03.560	1:03.935	59.103	1:00.522	167.2	39:17.339									
9	1	7:46.922 B	1:05.821	1:00.201	5:40.900	117.9	47:04.261									
14		Lotus Elan 26R 1965 1.Wolfgang MOLITOR 2.Christian MOLITOR						GT2								
1	1	7:00.242	4:32.599	1:12.987	1:14.656	91.4	7:00.242									
2	1	3:31.406	1:13.440	1:06.616	1:11.350	148.1	10:31.648									
3	1	3:42.205	1:12.596	1:10.805	1:18.804	126.6	14:13.853									
4	1	3:33.364	1:16.576	1:08.085	1:08.703	99.7	17:47.217									
5	1	3:36.268	1:07.663	1:08.021	1:20.584	144.2	21:23.485									
6	1	7:58.646 B	1:21.870			71.9	29:22.131									
7	1	4:32.821	1:23.775	1:28.297	1:40.749	96.7	33:54.952									
8	1	3:50.655	1:38.358	1:05.635	1:06.662	66.1	37:45.607									
9	1	5:25.402 B	1:06.868	1:03.862	3:14.672	138.5	43:11.009									
15		Porsche 911 2,0L 1965 1.David DANGLARD						GT2								
1	1	5:22.092	3:02.369	1:07.327	1:12.396	93.3	5:22.092									
2	1	3:26.796	1:12.869	1:07.239	1:06.688	110.8	8:48.888									
3	1	3:25.237	1:06.513	1:02.788	1:15.936	146.9	12:14.125									
4	1	3:37.532	1:12.927	1:08.288	1:16.317	104.2	15:51.657									
5	1	3:36.233	1:21.935	1:04.004	1:10.294	93.1	19:27.890									
6	1	9:35.816 B	1:11.771	1:15.576	7:08.469	113.0	29:03.706									
7	1	4:07.705	1:20.521	1:12.042	1:35.142	73.9	33:11.411									
8	1	3:38.785	1:24.766	1:11.239	1:02.780	70.5	36:50.196									
9	1	3:00.210	59.608	59.859	1:00.743	176.5	39:50.406									
16		Shelby Cobra 289 1965 1.Damien KOHLER 2.Richard DEPAGNEUX						GT5								
1	1	3:33.235	1:36.643	56.652	59.940	106.9	3:33.235									
2	1	2:55.626	59.435	56.158	1:00.033	175.6	6:28.861									
3	1	3:02.769	1:01.466	1:00.950	1:00.353	183.7	9:31.630									
4	1	6:50.731 B	58.649	57.017	4:55.065	196.0	16:22.361									
5	1	4:02.392	1:31.383	1:11.697	1:19.312	69.6	20:24.753									
6	1	3:53.408 B	1:28.501			75.7	24:18.161									
7	1	6:07.540	3:55.890	1:03.983	1:07.667	91.9	30:25.701									



SIXTIES' ENDURANCE MUGELLO CLASSIC PRIVATE PRACTICE

Sector Analysis

■ Personal Best ■ Session Best ■ Crossing the finish line in pit lane

Lap	D	Time	Sector 1	Sector 2	Sector 3	T. Spd	Elapsed	Lap	D	Time	Sector 1	Sector 2	Sector 3	T. Spd	Elapsed
8	1	3:53.420	1:17.556	1:12.062	1:23.802	113.2	34:19.121	7	1	3:21.535	1:10.082	1:02.673	1:08.780	136.9	39:17.962
9	1	3:27.772	1:22.272	1:01.740	1:03.760	82.3	37:46.893	8	1	7:33.624 B	1:07.759	1:04.032	5:21.833	120.4	46:51.586

17		Jaguar E-Type 3.8 1965					GT4
		1. Laurent HOSANA					
1	1	5:31.119	3:18.425	1:03.984	1:08.710	82.7	5:31.119
2	1	3:29.088	1:12.594	1:08.444	1:08.050	116.3	9:00.207
3	1	6:37.908 B	1:09.816	1:04.076	4:24.016	125.3	15:38.115
4	1	3:45.432	1:33.167	1:03.279	1:08.986	65.5	19:23.547
5	1	8:35.459 B	1:11.373	1:13.615	6:10.471	116.8	27:59.006
6	1	3:46.317	1:22.053	1:02.796	1:21.468	89.9	31:45.323
7	1	4:10.788	1:26.833	1:32.257	1:11.698	87.9	35:56.111
8	1	3:19.390	1:05.211	1:03.964	1:10.215	146.9	39:15.501

18		Lotus Elan 26R 1965					GT2
		1. Paul WHIGHT					
		2. Gabriele TARQUINI					
1	1	4:18.004	2:06.584	1:03.596	1:07.824	87.5	4:18.004
2	1	3:22.372	1:09.196	1:03.016	1:10.160	158.1	7:40.376
3	1	3:11.644	1:06.315	1:02.202	1:03.127	163.4	10:52.020
4	1	6:38.576 B	1:04.975	1:07.728	4:25.873	176.2	17:30.596
5	1	3:44.859	1:17.412	1:07.594	1:19.853	114.5	21:15.455
6	1	6:53.048 B	1:19.749			71.9	28:08.503
7	1	3:50.375	1:25.546	1:06.322	1:18.507	89.6	31:58.878
8	1	4:10.890	1:25.271	1:35.788	1:09.831	70.2	36:09.768
9	1	3:06.515	1:04.003	1:01.022	1:01.490	169.0	39:16.283
10	1	5:22.508 B	1:01.129	59.337	3:22.042	191.5	44:38.791

19		Porsche 911 2.0L 1965					GT2
		1. Jose Ruben ZANCHETTA					
		2. James TURNER					
1	1	6:10.255	4:09.879	58.408	1:01.968	82.8	6:10.255
2	1	2:57.969	1:01.343	55.636	1:00.990	137.4	9:08.224
3	1	3:07.933	59.216	56.594	1:12.123	174.5	12:16.157
4	1	3:42.105	1:12.825	1:08.113	1:21.167	96.9	15:58.262
5	1	3:13.926	1:19.864	55.920	58.142	79.8	19:12.188
6	1	12:00.307 B	58.877	1:07.799	9:53.631	167.7	31:12.495
7	1	4:25.141	1:34.989	1:27.880	1:22.272	74.7	35:37.636
8	1	3:10.059	1:02.366	1:04.418	1:03.275	162.2	38:47.695

20		Shelby Mustang GT350 1965					GT5
		1. Christian DUMOLIN					
		2. Pierre-Alain THIBAUT					
1	1	6:33.999	4:21.059	1:06.240	1:06.700	95.1	6:33.999
2	1	3:11.126	1:06.754	1:01.347	1:03.025	141.5	9:45.125
3	1	5:55.203 B	1:03.075	1:01.321	3:50.807	147.7	15:40.328
4	1	3:44.472	1:31.797	1:04.206	1:08.469	65.8	19:24.800
5	1	9:03.752 B	1:11.505	1:13.534	6:38.713	123.4	28:28.552
6	1	3:34.427	1:16.717	59.187	1:18.523	101.6	32:02.979
7	1	4:02.372	1:24.126	1:35.326	1:02.920	73.5	36:05.351
8	1	2:52.678	59.062	57.511	56.105	185.9	38:58.029

21		Porsche 911 2.0L 1965					GT2
		1. Stéphane GUYOT-SIONN					
1	1	7:44.973	5:18.100	1:09.418	1:17.455	76.7	7:44.973
2	1	3:34.549	1:13.708	1:08.696	1:12.145	118.7	11:19.522
3	1	3:47.855	1:15.564	1:10.171	1:22.120	110.0	15:07.377
4	1	12:44.129 B	1:17.800	1:09.824	...	90.2	27:51.506
5	1	3:51.923	1:22.956	1:06.264	1:22.703	88.2	31:43.429
6	1	4:12.998	1:26.546	1:28.494	1:17.958	82.7	35:56.427

22		Jaguar E-Type 3.8 1963					GT4
		1. Jean-Luc BLANCHEMAIN					
1	1	7:20.384	5:11.568	1:04.323	1:04.493	80.7	7:20.384
2	1	3:10.569	1:05.692	1:02.294	1:02.583	120.0	10:30.953
3	1	3:25.448	1:07.597	1:02.791	1:15.060	128.9	13:56.401
4	1	4:03.599 B	1:20.552	1:12.850	1:30.197	96.0	18:00.000
5	1	6:00.000 B	1:56.261	1:08.410	2:55.329	90.6	24:00.000
6	1	6:23.339	4:22.451	58.377	1:02.511	107.5	30:23.339
7	1	3:51.252	1:17.575	1:11.882	1:21.795	109.3	34:14.591
8	1	3:28.499	1:24.957	1:00.432	1:03.110	92.5	37:43.090

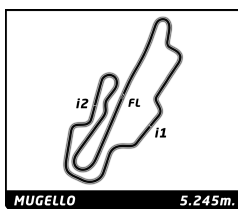
26		Lotus Elan 26R 1965					GT2
		1. Patrick SOURY					
1	1	5:04.351	2:52.057	1:03.787	1:08.507	88.1	5:04.351
2	1	3:44.263	1:38.487	1:03.422	1:02.354	132.7	8:48.614
3	1	5:52.606 B	1:13.882	58.947	3:39.777	166.4	14:41.220
4	1	3:35.299	1:24.055	1:07.259	1:03.985	80.7	18:16.519
5	1	10:26.752 B	1:00.621	1:06.615	8:19.516	186.9	28:43.271

27		Jaguar E-Type 3.8 1964					GT4
		1. Maurizio BIANCO					
1	1	9:24.704	7:21.814	1:02.136	1:00.754	62.0	9:24.704
2	1	8:26.143 B	59.268	58.812	6:28.063	205.3	17:50.847
3	1	11:05.565 B	1:12.395	1:12.558	8:40.612	108.1	28:56.412
4	1	4:05.869	1:20.498	1:10.635	1:34.736	49.0	33:02.281
5	1	3:36.341	1:24.774	1:12.409	59.158	88.4	36:38.622
6	1	2:51.415	57.094	56.766	57.555	220.0	39:30.037

30		TVR Grantura Mk III 1963					GT2
		1. Georges ROCCHIETTA					
		2. Charles Edouard ROUSSE					
1	1	5:02.468	2:45.267	1:06.368	1:10.833	86.6	5:02.468
2	1	3:29.532	1:14.781	1:06.395	1:08.356	124.6	8:32.000
3	1	3:26.956	1:07.852	1:06.035	1:13.069	136.7	11:58.956
4	1	4:01.044 B	1:18.801	1:10.823	1:31.420	97.8	16:00.000
5	1	4:54.951	2:33.689	1:04.228	1:17.034	100.7	20:54.951

31		Shelby Cobra 289 1964					GT5
		1. Charles FIRMENICH					
		2. Henry MOSER					
1	1	5:25.258	3:11.375	1:05.971	1:07.912	87.5	5:25.258
2	1	3:10.905	1:06.301	1:01.528	1:03.076	126.9	8:36.163
3	1	5:48.370 B	1:00.708	1:01.562	3:46.100	170.1	14:24.533
4	1	3:43.793	1:25.247	1:11.603	1:06.943	87.0	18:08.326
5	1	9:16.356 B	1:02.229	1:08.520	7:05.607	177.0	27:24.682
6	1	3:39.474	1:27.294	1:00.404	1:11.776	71.2	31:04.156
7	1	4:19.535	1:30.407	1:24.507	1:24.621	67.6	35:23.691
8	1	2:50.594	59.342	56.235	55.017	142.9	38:14.285
9	1	4:43.616 B	57.124	53.239	2:53.253	186.9	42:57.901

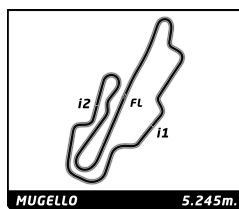
32		Lotus Elan 26R 1965					GT2
		1. Mark FARMER					
		2. Adrian WILLMOTT					
1	1	3:19.233	1:25.128	56.072	58.033	107.0	3:19.233
2	1	2:55.969	1:03.563	54.333	58.073	173.4	6:15.202
3	1	3:07.883	1:10.698	58.397	58.788	164.1	9:23.085
4	1	5:32.006 B	58.780	57.349	3:35.877	173.6	14:55.091



SIXTIES' ENDURANCE MUGELLO CLASSIC PRIVATE PRACTICE

Sector Analysis

								Personal Best			Session Best			B Crossing the finish line in pit lane		
Lap	D	Time	Sector 1	Sector 2	Sector 3	T. Spd	Elapsed	Lap	D	Time	Sector 1	Sector 2	Sector 3	T. Spd	Elapsed	
33 Shelby Cobra Daytona Coupe 1964 1. Michel LECOURT 2. Raymond NARAC GT5																
1	1	4:34.604	2:27.828	1:03.740	1:03.036	89.9	4:34.604									
2	1	3:07.848	1:05.236	1:00.204	1:02.408	148.4	7:42.452									
3	1	2:53.238	59.545	55.498	58.195	182.7	10:35.690									
4	1	8:37.653 B	1:01.980	1:02.006	6:33.667	187.8	19:13.343									
5	1	11:04.424 B	1:14.642	1:05.254	8:44.528	116.5	30:17.767									
6	1	4:07.169	1:29.686	1:12.205	1:25.278	82.1	34:24.936									
7	1	3:20.052	1:20.112	1:00.889	59.051	89.0	37:44.988									
34 MG B 1964 1. Bart BLOMMAERT 2. Rikkert LEEAAN GT2																
1	1	4:55.875	2:35.994	1:08.607	1:11.274	84.8	4:55.875									
2	1	3:27.144	1:10.284	1:05.965	1:10.895	126.2	8:23.019									
3	1	5:16.375 B	1:05.765	1:03.699	3:06.911	146.3	13:39.394									
4	1	4:01.784	1:32.344	1:11.187	1:18.253	72.2	17:41.178									
5	1	3:35.391	1:09.342	1:06.368	1:19.681	135.5	21:16.569									
6	1	7:32.429 B	1:22.283			69.6	28:48.998									
7	1	4:27.446	1:35.503	1:17.273	1:34.670	43.6	33:16.444									
8	1	3:50.972	1:26.998	1:11.165	1:12.809	73.3	37:07.416									
9	1	3:26.119	1:07.222	1:08.728	1:10.169	133.8	40:33.535									
35 Porsche 911 2,0L 1965 1. Frédéric DI EGIDIO GT2																
1	1	4:32.437	2:26.373	1:02.508	1:03.556	90.1	4:32.437									
2	1	3:11.056	1:06.010	59.701	1:05.345	151.9	7:43.493									
3	1	3:03.313	1:02.310	58.217	1:02.786	168.5	10:46.806									
4	1	3:29.285	1:04.990	1:06.767	1:17.528	162.7	14:16.091									
5	1	3:32.309	1:15.856	1:08.594	1:07.859	102.6	17:48.400									
6	1	3:25.568	1:02.196	1:03.590	1:19.782	165.9	21:13.968									
7	1	7:23.571 B	1:17.707			74.5	28:37.539									
8	1	3:28.782	1:16.233	1:00.006	1:12.543	99.1	32:06.321									
9	1	4:09.174	1:23.731	1:36.423	1:09.020	67.8	36:15.495									
10	1	2:59.263	59.870	57.724	1:01.669	187.2	39:14.758									
36 Alfa Romeo Giulia Sprint GTA 1965 1. Kurt LEIMER 2. Peter PRALLER GT2																
1	1	3:21.955	1:18.503	59.984	1:03.468	109.1	3:21.955									
2	1	3:05.218	1:04.969	59.275	1:00.974	177.9	6:27.173									
3	1	6:07.089 B	1:02.097	1:00.207	4:04.785	166.7	12:34.262									
4	1	3:45.554	1:25.033	1:05.243	1:15.278	83.7	16:19.816									
5	1	3:17.571	1:09.964	1:01.892	1:05.715	124.7	19:37.387									
6	1	9:02.407 B	1:07.697	1:13.934	6:40.776	149.2	28:39.794									
7	1	3:28.132	1:18.541	1:03.350	1:06.241	109.2	32:07.926									
8	1	4:09.582	1:24.406	1:38.409	1:06.767	67.1	36:17.508									
9	1	3:08.625	1:04.778	1:00.934	1:02.913	172.2	39:26.133									
40 Chevrolet Corvette C2 1964 1. Michiel CAMPAGNE 2. Allard KALFF GT5																
1	1	3:39.479	1:36.261	1:02.276	1:00.942	105.4	3:39.479									
2	1	4:20.521 B	1:05.510	1:00.522	2:14.489	141.9	8:00.000									
42 Porsche 911 2,0L 1965 1. Stephan KOENIG 2. Philipp KOENIG GT2																
1	1	4:38.984	2:29.939	1:02.544	1:06.501	81.3	4:38.984									
2	1	3:08.000	1:03.358	1:01.040	1:03.602	128.6	7:46.984									
3	1	3:01.465	1:03.859	56.269	1:01.337	138.3	10:48.449									
4	1	3:29.499	1:05.667	1:07.348	1:16.484	161.2	14:17.948									
5	1	5:26.856 B	1:16.042	1:08.725	3:02.089	124.4	19:44.804									
6	1	9:13.698 B	1:37.541			86.0	28:58.502									
7	1	3:52.390	1:23.832	1:05.838	1:22.720	57.9	32:50.892									
8	1	3:39.524	1:21.549	1:16.735	1:01.240	79.8	36:30.416									
9	1	3:01.212	1:00.929	58.288	1:01.995	174.5	39:31.628									
10	1	5:11.120 B	1:00.421	1:00.248	3:10.451	164.4	44:42.748									
44 Alfa Romeo Giulia Sprint GTA 1965 1. Patrick JACK GT2																
1	1	7:05.548	4:57.590	1:00.864	1:07.094	84.7	7:05.548									
2	1	3:10.937	1:05.441	1:00.031	1:05.465	141.2	10:16.485									
3	1	5:03.834 B	1:02.285	1:03.913	2:57.636	169.5	15:20.319									
4	1	3:32.707	1:25.741	1:02.153	1:04.813	73.9	18:53.026									
5	1	8:37.187 B	1:07.900	1:09.113	6:20.174	161.4	27:30.213									
6	1	3:45.741	1:27.255	1:01.161	1:17.325	70.5	31:15.954									
7	1	4:13.993	1:26.314	1:25.737	1:21.942	81.6	35:29.947									
8	1	3:03.877	1:02.647	59.320	1:01.910	157.4	38:33.824									
9	1	3:54.311 B	59.838	1:00.334	1:54.139	175.9	42:28.135									
46 Lotus Elan 26R 1963 1. Alice BOURIEZ 2. Christian BOURIEZ GT2																
1	1	5:31.150	3:19.659	1:03.378	1:08.113	85.4	5:31.150									
2	1	3:13.204	1:04.859	1:03.586	1:04.759	147.9	8:44.354									
3	1	3:10.760	1:02.313	1:00.445	1:08.002	168.5	11:55.114									
4	1	6:35.542 B	1:12.418	1:10.692	4:12.432	97.0	18:30.656									
5	1	9:11.106 B	1:24.742	1:08.407	6:37.957	89.0	27:41.762									
6	1	3:56.984	1:25.058	1:07.821	1:24.105	78.9	31:38.746									
7	1	4:09.298	1:24.648	1:25.755	1:18.895	87.0	35:48.044									
8	1	3:18.941	1:07.253	1:04.408	1:07.280	146.7	39:06.985									
9	1	5:16.232 B	1:04.600	1:03.076	3:08.556	159.5	44:23.217									
49 Shelby Cobra Daytona Coupe 1965 1. Dominique GUENAT 2. Guillaume MAHE GT5																
1	1	11:19.097	9:10.497	1:00.310	1:08.290	95.8	11:19.097									
2	1	6:57.880 B	1:07.759	1:08.506	4:41.615	141.4	18:16.977									
3	1	5:40.871 B	1:13.202	1:07.951	3:19.718	109.9	23:57.848									
4	1	6:02.373	4:02.348	58.431	1:01.594	106.6	30:00.221									
5	1	5:30.236 B	1:00.848	1:18.611	3:10.777	178.8	35:30.457									
6	1	3:11.697	1:12.340	58.934	1:00.423	113.4	38:42.154									
7	1	4:13.781 B	58.623	57.004	2:18.154	195.3	42:55.935									
51 Shelby Cobra 289 1963 1. Maxime GUENAT 2. Guillaume MAHE GT5																
1	1	5:40.080	3:40.442	58.999	1:00.639	117.8	5:40.080									
2	1	2:57.666	1:00.234	57.994	59.438	206.9	8:37.746									
3	1	3:02.004	59.269	56.187	1:06.548	171.7	11:39.750									
4	1	6:22.733 B	1:22.140	1:12.379	3:48.214	79.9	18:02.483									
5	1	9:35.195 B	1:16.360	1:07.015	7:11.820	96.6	27:37.678									
6	1	3:37.313	1:22.305	1:01.302	1:13.706	68.7	31:14.991									

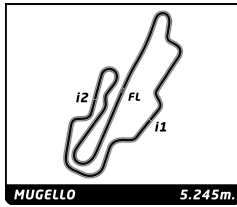


SIXTIES' ENDURANCE MUGELLO CLASSIC PRIVATE PRACTICE

Sector Analysis

Personal Best Session Best B Crossing the finish line in pit lane

Lap	D	Time	Sector 1	Sector 2	Sector 3	T. Spd	Elapsed	Lap	D	Time	Sector 1	Sector 2	Sector 3	T. Spd	Elapsed
69 Lotus Elan 26R 1964															
1.Stéphane GUTZWILLER GT2															
2.Victor GUTZWILLER															
1	1	6:30.973	4:03.881	1:11.654	1:15.438	93.3	6:30.973	1	1	4:52.093	2:25.930	1:11.456	1:14.707	88.6	4:52.093
2	1	3:28.138	1:12.204	1:07.182	1:08.752	130.6	9:59.111	2	1	3:23.042	1:10.623	1:05.269	1:07.150	133.3	8:15.135
3	1	10:19.880	7:26.895	1:19.529	1:33.456	153.8	20:18.991	3	1	5:48.631 B	1:05.192	1:03.629	3:39.810	166.2	14:03.766
4	1	14:00.238 B	1:28.950			84.5	34:19.229	4	1	3:49.298	1:32.151	1:08.204	1:08.943	74.9	17:53.064
5	1	3:54.766	1:32.477	1:10.729	1:11.560	81.7	38:13.995	5	1	3:29.223	1:02.432	1:06.121	1:20.670	166.4	21:22.287
70 Shelby Cobra Daytona Coupe 1964															
1.Pierre-Alain FRANCE GT5															
2.Erwin FRANCE															
1	1	5:45.331	3:36.285	1:04.671	1:04.375	78.2	5:45.331	6	1	6:31.009 B	1:19.174			75.0	27:53.296
2	1	3:13.965	1:05.293	1:02.496	1:06.176	133.7	8:59.296	7	1	3:44.629	1:18.578	1:02.423	1:23.628	92.3	31:37.925
3	1	5:06.202 B	1:04.562	1:00.587	3:01.053	170.3	14:05.498	8	1	4:06.989	1:24.023	1:25.707	1:17.259	84.2	35:44.914
4	1	6:49.615 B	1:35.787	1:11.860	4:01.968	72.7	20:55.113	9	1	3:03.634	1:04.676	57.616	1:01.342	143.8	38:48.548
5	1	6:48.400 B	1:30.560			62.1	27:43.513								
6	1	3:48.420	1:22.199	1:01.133	1:25.088	81.1	31:31.933								
7	1	4:08.658	1:25.766	1:25.067	1:17.825	70.2	35:40.591								
8	1	2:59.190	1:00.267	59.792	59.131	183.7	38:39.781								
9	1	7:51.467 B	58.147	58.501	5:54.819	214.7	46:31.248								
72 Austin-Healey 3000 Mk I 1960															
1.François FILLON GT3															
2.André RAULIN															
1	1	3:56.177	1:47.860	1:03.195	1:05.122	92.5	3:56.177								
2	1	3:10.426	1:03.545	1:01.801	1:05.080	155.8	7:06.603								
3	1	3:15.277	1:07.516	1:03.331	1:04.430	136.5	10:21.880								
4	1	3:33.243	1:02.506	1:11.730	1:19.007	168.7	13:55.123								
5	1	3:48.079	1:19.638	1:12.871	1:15.570	95.2	17:43.202								
6	1	5:53.479 B	1:04.928	1:04.658	3:43.893	162.2	23:36.681								
7	1	6:45.171	4:23.576	1:10.909	1:10.686	95.8	30:21.852								
8	1	3:51.280	1:17.902	1:11.474	1:21.904	103.9	34:13.132								
9	1	3:39.625	1:25.400	1:09.427	1:04.798	82.4	37:52.757								
10	1	4:28.887 B	1:06.423	1:06.697	2:15.767	145.4	42:21.644								
75 Lotus Elan 26R 1965															
1.Simon EVANS GT2															
1	1	3:36.531	1:37.195	59.060	1:00.276	108.9	3:36.531								
2	1	2:59.816	1:01.185	57.845	1:00.786	170.9	6:36.347								
3	1	2:56.437	58.997	57.771	59.669	172.0	9:32.784								
4	1	3:35.704	1:00.307	56.606	1:38.791	178.5	13:08.488								
5	1	6:30.443 B	1:23.217	1:15.048	3:52.178	76.1	19:38.931								
6	1	3:09.388 B	1:41.198			69.9	22:48.319								
7	1	6:43.629	4:54.452	53.736	55.441	122.6	29:31.948								
8	1	3:38.932	55.174	1:08.335	1:35.423	207.7	33:10.880								
9	1	3:26.541	1:24.318	1:07.129	55.094	73.4	36:37.421								
10	1	2:41.328	55.038	52.805	53.485	214.3	39:18.749								
76 Shelby Cobra 289 1963															
1.David HART GT5															
2.Nicky PASTORELLI															
1	1	3:41.121	1:48.646	56.636	55.839	87.5	3:41.121								
2	1	2:51.718	1:01.532	54.151	56.035	166.2	6:32.839								
3	1	2:45.777	56.705	53.326	55.746	200.4	9:18.616								
4	1	5:28.909 B	56.841	51.319	3:40.749	205.7	14:47.525								
5	1	3:30.548	1:25.120	1:07.896	57.532	84.4	18:18.073								
6	1	9:28.260 B	57.058	1:07.102	7:24.100	181.5	27:46.333								
7	1	3:19.530	1:16.943	56.218	1:06.369	88.6	31:05.863								
8	1	4:17.665	1:30.139	1:26.045	1:21.481	77.4	35:23.528								
9	1	2:48.825	58.420	54.362	56.043	152.1	38:12.353								
10	1	5:48.662 B	56.275	52.690	3:59.697	175.0	44:01.015								
79 Lotus Elan 26R 1964															
1.Stéphane GUTZWILLER GT2															
2.Victor GUTZWILLER															
1	1	4:52.093	2:25.930	1:11.456	1:14.707	88.6	4:52.093								
2	1	3:23.042	1:10.623	1:05.269	1:07.150	133.3	8:15.135								
3	1	5:48.631 B	1:05.192	1:03.629	3:39.810	166.2	14:03.766								
4	1	3:49.298	1:32.151	1:08.204	1:08.943	74.9	17:53.064								
5	1	3:29.223	1:02.432	1:06.121	1:20.670	166.4	21:22.287								
6	1	6:31.009 B	1:19.174			75.0	27:53.296								
7	1	3:44.629	1:18.578	1:02.423	1:23.628	92.3	31:37.925								
8	1	4:06.989	1:24.023	1:25.707	1:17.259	84.2	35:44.914								
9	1	3:03.634	1:04.676	57.616	1:01.342	143.8	38:48.548								
80 Shelby Cobra 289 1965															
1.Richard HYWEL EVANS GT5															
2.Andrew SMITH															
1	1	6:22.636	4:29.100	55.833	57.703	116.0	6:22.636								
2	1	2:50.267	1:01.419	54.401	54.447	146.1	9:12.903								
3	1	5:50.397 B	1:02.446	52.818	3:55.133	155.2	15:03.300								
4	1	3:26.107	1:18.746	1:10.382	56.979	115.4	18:29.407								
5	1	9:33.257 B	55.485	1:10.116	7:27.656	174.2	28:02.664								
6	1	3:39.662	1:17.419	1:00.767	1:21.476	92.9	31:42.326								
7	1	4:08.534	1:25.141	1:27.119	1:16.274	85.5	35:50.860								
8	1	3:06.927	1:04.995	1:00.506	1:01.426	175.3	38:57.787								
9	1	4:52.015 B	59.604	57.214	2:55.197	182.1	43:49.802								
82 Shelby Cobra 289 1963															
1.Peter FISCHER GT5															
2.Benjamin MONNAY															
1	1	7:01.541	4:46.488	1:04.258	1:10.795	71.2	7:01.541								
2	1	3:15.895	1:05.705	1:02.332	1:07.858	127.5	10:17.436								
3	1	3:29.660	1:05.245	1:02.661	1:21.754	142.5	13:47.096								
4	1	5:55.941 B	1:26.136	1:11.588	3:18.217	82.5	19:43.037								
5	1	8:29.193 B	1:38.383			83.9	28:12.230								
6	1	3:38.985	1:20.803	1:03.477	1:14.705	115.0	31:51.215								
7	1	4:06.459	1:26.791	1:32.064	1:07.604	65.6	35:57.674								
8	1	6:44.953 B	1:05.739	1:03.545	4:35.669	138.1	42:42.627								
90 Jaguar E-Type 3.8 1964															
1.Carlos F. CRUZ GT4															
2.Miguel AMARAL															
1	1	5:42.988	3:26.050	1:07.833	1:09.105	89.7	5:42.988								
2	1	3:24.724	1:10.051	1:06.327	1:08.346	136.2	9:07.712								
3	1	5:42.749 B	1:07.610	1:07.427	3:27.712	156.3	14:50.461								
4	1	3:45.405	1:26.887	1:08.934	1:09.584	83.2	18:35.866								
5	1	9:42.794 B	1:34.462	1:07.633	7:00.699	153.6	28:18.660								
6	1	3:46.512	1:17.739	1:14.969	1:13.804	92.4	32:05.172								
7	1	4:06.194	1:23.871	1:36.888	1:05.435	62.3	36:11.366								
8	1	3:00.574	1:00.687	58.701	1:01.186	169.8	39:11.940								
9	1	4:57.888 B	1:00.974	58.546	2:58.368	172.0	44:09.828								
109 Shelby Cobra Daytona Coupe 1965															
1.Olivier BREITTMAYER GT5															
2.Emile BREITTMAYER															
1	1	4:21.674	2:08.427	1:04.797	1:08.450	112.0	4:21.674								
2	1	3:20.234	1:07.214	1:03.237	1:09.783	156.7	7:41.908								
3	1	3:17.386	1:08.899	1:03.785	1:04.702	147.5	10:59.294								
4	1	3:25.352	1:06.252	1:04.848	1:14.252	166.9	14:24.646								
5	1	9:30.824 B	1:19.166	1:											

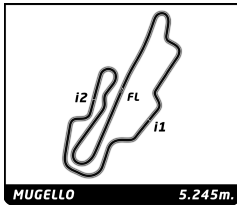


SIXTIES' ENDURANCE MUGELLO CLASSIC PRIVATE PRACTICE

Sector Analysis

■ Personal Best ■ Session Best B Crossing the finish line in pit lane

Lap	D	Time	Sector 1	Sector 2	Sector 3	T. Spd	Elapsed	Lap	D	Time	Sector 1	Sector 2	Sector 3	T. Spd	Elapsed														
8	1	3:24.951	1:34.016	55.459	55.476	64.8	37:20.882	4	1	3:46.399	1:25.974	1:07.259	1:13.166	84.2	18:24.711														
9	1	2:45.515	56.925	53.589	55.001	219.1	40:06.397	5	1	10:20.188 B	1:13.513	1:09.281	7:57.394	120.1	28:44.899														
124 Shelby Cobra 289 1962 1. Nicolas CHAMBON GT5								6								1	4:29.724	1:36.779	1:18.387	1:34.558	43.3	33:14.623							
1								1	3:46.456	1:48.697	59.576	58.183	104.8	3:46.456	7								1	3:58.442	1:27.323	1:11.726	1:19.393	70.5	37:13.065
2								1	2:58.796	1:00.426	58.983	59.387	159.3	6:45.252	8								1	4:18.326 B	1:16.444	1:12.535	1:49.347	120.7	41:31.391
3								1	2:53.052	57.801	55.829	59.422	193.9	9:38.304	144 Chevrolet Corvette C2 1964 1. Armand ADRIAANS GT5														
4								1	5:34.491 B	1:00.465	58.241	3:35.785	152.8	15:12.795	1								1	4:49.891	2:39.914	1:02.487	1:07.490	83.5	4:49.891
5								1	3:22.676	1:17.654	1:05.237	59.785	112.0	18:35.471	2								1	3:07.819	1:05.464	1:01.771	1:00.584	155.6	7:57.710
6								1	5:36.779 B	57.830	1:05.842	3:33.107	190.8	24:12.250	3								1	3:07.287	1:02.342	1:03.969	1:00.976	173.6	11:04.997
7								1	5:49.775	3:52.546	58.458	58.771	114.5	30:02.025	4								1	3:23.006	1:05.559	1:05.033	1:12.414	167.4	14:28.003
8								1	3:55.433	59.851	1:18.858	1:36.724	179.1	33:57.458	5								1	3:37.253	1:18.115	1:11.163	1:07.975	114.8	18:05.256
9								1	3:27.743	1:33.836	56.764	57.143	64.8	37:25.201	6								1	10:41.626 B	1:03.031	1:08.218	8:30.377	166.4	28:46.882
10								1	2:50.643	57.830	55.491	57.322	194.9	40:15.844	7								1	3:50.795	1:29.024	1:04.070	1:17.701	44.2	32:37.677
127 Alfa Romeo Giulia Sprint GTA 1966 1. Sandro HUBAR GT2								8								1	3:50.072	1:19.859	1:27.115	1:03.098	106.2	36:27.749							
1								1	4:22.782	2:11.263	1:03.850	1:07.669	87.8	4:22.782	9								1	3:05.477	1:03.642	1:00.836	1:00.999	158.6	39:33.226
2								1	3:21.743	1:10.006	1:01.826	1:09.911	150.2	7:44.525	160 Lotus XV 1958 1. Michael BIRCH SP3														
3								1	4:51.447 B	1:08.408	1:02.225	2:40.814	142.7	12:35.972	1								1	6:52.622	4:39.616	1:04.855	1:08.151	102.5	6:52.622
4								1	3:45.541	1:26.288	1:03.372	1:15.881	74.2	16:21.513	2								1	3:12.121	1:04.031	1:02.932	1:05.158	146.9	10:04.743
5								1	3:17.665	1:09.124	1:01.627	1:06.914	130.8	19:39.178	3								1	4:22.021 B	1:04.454	1:05.947	2:11.620	156.1	14:26.764
6								1	9:02.286 B	1:07.136	1:13.854	6:41.296	133.8	28:41.464	4								1	5:15.170	3:09.856	59.366	1:05.948	74.8	19:41.934
7								1	3:39.655	1:17.940	1:08.792	1:12.923	104.7	32:21.119	5								1	8:22.665 B	1:06.148	1:14.592	6:01.925	141.7	28:04.599
8								1	4:00.241	1:17.143	1:36.595	1:06.503	106.8	36:21.360	6								1	3:34.865	1:13.672	57.710	1:23.483	92.3	31:39.464
9								1	3:07.295	1:02.762	1:01.188	1:03.345	181.5	39:28.655	7								1	4:08.299	1:24.706	1:26.795	1:16.798	88.2	35:47.763
10								1	7:19.321 B	1:04.688	1:01.472	5:13.161	182.4	46:47.976	8								1	2:53.435	1:00.136	55.511	57.788	182.7	38:41.198
132 Jaguar E-Type 3.8 1965 1. Andrew HADDON GT4								9								1	3:38.048 B	57.017	55.817	1:45.214	202.2	42:19.246							
1								1	3:48.693	1:51.854	58.993	57.846	96.9	3:48.693	164 Morgan 4/4 1964 1. Roger WHITESIDE GT2														
2								1	2:56.783	58.974	58.330	59.479	171.7	6:45.476	1								1	3:36.783	1:26.907	1:03.108	1:06.768	85.3	3:36.783
3								1	2:47.254	56.226	54.562	56.466	198.9	9:32.730	2								1	3:17.509	1:07.061	1:04.250	1:06.198	132.5	6:54.292
4								1	3:52.867 B	57.650	54.491	2:00.726	180.9	13:25.597	3								1	3:11.721	1:03.747	1:03.479	1:04.495	139.4	10:06.013
5								1	7:06.687	5:09.910	54.686	1:02.091	133.5	20:32.284	4								1	3:39.752	1:04.925	1:10.665	1:24.162	155.6	13:45.765
6								1	6:16.154 B	1:25.171			98.4	26:48.438	5								1	6:38.792 B	1:22.949	1:12.586	4:03.257	82.6	20:24.557
7								1	3:08.430	1:19.945	52.987	55.498	111.2	29:56.868	6								1	7:24.698 B	1:38.964			71.7	27:49.255
8								1	13:03.660 B	4:09.419	1:19.184	7:35.057	216.4	43:00.528	7								1	3:52.215	1:20.816	1:06.730	1:24.669	85.4	31:41.470
133 Jaguar E-Type 3.8 1964 1. Jon MINSHAW 2. Phil KEEN GT4								8								1	4:11.886	1:24.877	1:27.164	1:19.845	77.7	35:53.356							
1								1	3:25.990	1:27.842	59.796	58.352	96.8	3:25.990	9								1	3:14.086	1:08.463	1:01.899	1:03.724	126.5	39:07.442
2								1	2:53.422	59.942	55.928	57.552	173.9	6:19.412	10								1	5:22.225 B	1:05.236	1:02.700	3:14.289	145.0	44:29.667
3								1	2:50.103	58.272	54.421	57.410	164.6	9:09.515	168 Shelby Mustang GT350 1965 1. Stan NOVAKOVIC GT5														
4								1	3:20.485 B	57.946	53.262	1:29.277	176.2	12:30.000	1								1	5:49.139	3:31.154	1:06.779	1:11.206	89.9	5:49.139
5								1	7:48.636 B	5:21.934	55.033	1:31.669	63.9	20:18.636	2								1	3:23.818	1:08.848	1:03.806	1:11.164	134.2	9:12.957
6								1	9:39.109	7:51.566	52.911	54.632	133.5	29:57.745	3								1	4:23.714 B	1:07.852	1:04.158	2:11.704	131.1	13:36.671
7								1	5:03.030 B	1:01.428	1:19.361	2:42.241	194.2	35:00.775	4								1	4:47.932	2:31.857	1:07.647	1:08.428	85.8	18:24.603
8								1	3:11.341	1:25.142	52.569	53.630	147.9	38:12.116	5								1	4:35.397 B	1:04.379	1:08.081	2:22.937	145.0	23:00.000
9								1	3:07.240 B	53.337	51.548	1:22.355	207.3	41:19.356	6								1	7:27.004	5:18.804	1:01.466	1:06.734	111.2	30:27.004
137 Alfa Romeo Giulia Sprint GTA 1965 1. Pierre MELLINGER 2. Tommaso GELMINI GT2								7								1	3:53.781	1:17.342	1:12.590	1:23.849	111.5	34:20.785							
1								1	5:23.446	2:51.029	1:14.063	1:18.354	91.9	5:23.446	8								1	3:27.960	1:22.003	1:03.028	1:02.929	85.9	37:48.745
2								1	3:45.339	1:17.921	1:10.056	1:17.362	101.9	9:08.785	169 Shelby Cobra Daytona Coupe 1965 (C) 1. Brice PINEAU 2. Olivier MUYTJENS INV														
3								1	5:29.527 B	1:15.426	1:10.287	3:03.814	123.0	14:38.312	1								1	4:23.062	2:13.835	1:03.096	1:06.131	96.2	4:23.062

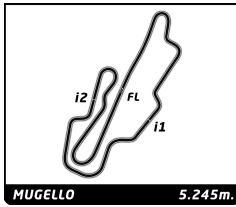


SIXTIES' ENDURANCE MUGELLO CLASSIC PRIVATE PRACTICE

Sector Analysis

■ Personal Best ■ Session Best B Crossing the finish line in pit lane

Lap	D	Time	Sector 1	Sector 2	Sector 3	T. Spd	Elapsed	Lap	D	Time	Sector 1	Sector 2	Sector 3	T. Spd	Elapsed
2	1	3:19.121	1:08.051	1:02.571	1:08.499	169.8	7:42.183	8	1	3:23.309	1:21.643	1:00.258	1:01.408	83.0	37:45.338
3	1	3:02.225	1:03.222	57.936	1:01.067	182.4	10:44.408	9	1	3:03.480	1:01.430	57.617	1:04.433	148.4	40:48.818
4	1	5:55.295	B 1:02.691	1:09.339	3:43.265	185.9	16:39.703	211 Shelby Cobra 289 1965							
5	1	3:42.433	1:15.977	1:02.508	1:23.948	100.1	20:22.136	1.Frederic WAKEMAN GT5							
6	1	7:13.538	B 1:29.463			87.7	27:35.674	1	1	6:20.820	4:05.021	1:11.100	1:04.699	94.0	6:20.820
7	1	3:54.738	1:27.062	1:01.822	1:25.854	69.6	31:30.412	2	1	3:16.662	1:06.971	1:07.256	1:02.435	123.0	9:37.482
8	1	4:08.826	1:25.560	1:24.884	1:18.382	70.0	35:39.238	3	1	6:10.750	B 1:03.939	1:01.348	4:05.463	130.8	15:48.232
9	1	3:01.973	59.931	1:01.062	1:00.980	192.2	38:41.211	4	1	3:37.338	1:28.899	1:01.414	1:07.025	84.7	19:25.570
10	1	4:32.676	B 59.230	1:01.011	2:32.435	196.4	43:13.887	5	1	11:17.320	B 1:11.917	1:13.639	8:51.764	121.2	30:42.890
170 Lotus Elan 26R 1964								222 Alfa Romeo Giulia Sprint GTA 1965							
1.Ted TUPPEN GT2								1.François FABRI GT2							
								2.Alexander FURIANI							
1	1	6:12.788	3:46.526	1:10.915	1:15.347	106.3	6:12.788	1	1	7:43.398	5:14.501	1:12.493	1:16.404	80.7	7:43.398
2	1	3:19.233	1:10.902	1:02.237	1:06.094	128.7	9:32.021	2	1	3:34.502	1:12.769	1:09.909	1:11.824	136.2	11:17.900
3	1	3:57.979	B 1:05.440	1:02.790	1:49.749	132.0	13:30.000	3	1	3:39.829	1:12.370	1:09.819	1:17.640	124.6	14:57.729
4	1	5:57.658	3:45.134	1:04.312	1:08.212	92.2	19:27.658	4	1	12:07.906	B 1:13.948	1:08.508	9:45.450	116.4	27:05.635
5	1	8:27.430	B 1:13.373	1:15.544	5:58.513	109.1	27:55.088	5	1	3:50.024	1:40.416	59.298	1:10.310	68.7	30:55.659
6	1	3:45.032	1:18.041	1:01.723	1:25.268	91.0	31:40.120	6	1	4:15.533	1:26.336	1:17.803	1:31.394	85.5	35:11.192
7	1	4:10.165	1:18.711	1:27.177	1:18.217	80.2	35:50.285	7	1	3:01.315	1:05.842	56.602	58.871	126.6	38:12.507
8	1	3:09.354	1:06.807	1:01.204	1:01.343	143.6	38:59.639	244 Austin-Healey 3000 Mk II 1962							
9	1	4:58.358	B 1:00.223	1:02.143	2:55.992	165.4	43:57.997	1. MOZ GT3							
172 Jaguar E-Type 3.8 1964								275 Porsche 911 2.0L 1965							
1.Didier ROBIN GT4								1.Christian GLÄSEL GT2							
2.Arnold ROBIN															
1	1	4:15.617	1:54.372	1:09.185	1:12.060	95.7	4:15.617	1	1	4:49.288	2:46.937	59.955	1:02.396	103.5	4:49.288
2	1	3:33.986	1:22.054	1:04.386	1:07.546	151.5	7:49.603	2	1	8:59.524	B 1:02.302	55.077	7:02.145	185.6	13:48.812
3	1	3:19.959	1:08.621	1:05.723	1:05.615	134.0	11:09.562	3	1	3:56.198	1:27.266	1:12.846	1:16.086	84.9	17:45.010
4	1	6:01.060	B 1:10.482	1:11.034	3:39.544	164.1	17:10.622	4	1	3:32.755	1:07.352	1:06.777	1:18.626	145.4	21:17.765
5	1	3:28.942	1:16.982	1:02.965	1:08.995	105.6	20:39.564	5	1	7:48.496	B 1:22.359			69.7	29:06.261
6	1	7:05.759	B 1:21.581			99.5	27:45.323	6	1	4:06.394	1:19.096	1:12.061	1:35.237	81.7	33:12.655
7	1	3:50.897	1:24.125	1:04.342	1:22.430	81.2	31:36.220	7	1	3:38.582	1:24.986	1:10.959	1:02.637	68.4	36:51.237
8	1	4:11.591	1:24.746	1:25.126	1:21.719	73.8	35:47.811	8	1	3:06.481	1:04.221	59.564	1:02.696	175.0	39:57.718
9	1	3:11.933	1:06.001	1:02.263	1:03.669	159.5	38:59.744	369 Shelby Cobra 289 1964							
10	1	5:17.188	B 1:05.100	1:02.069	3:10.019	166.2	44:16.932	1.Urs BECK GT5							
173 Jaguar E-Type 3.8 1963															
1.Laurent JASPERS GT4															
1	1	5:21.797	B 2:18.962	1:04.975	1:57.860	106.0	5:21.797	2.Patrick SIMON							
2	1	3:14.478	1:13.115	1:00.270	1:01.093	116.4	8:36.275	1	1	4:15.160	2:12.305	1:01.073	1:01.782	114.2	4:15.160
3	1	3:10.683	1:03.304	58.550	1:08.829	155.8	11:46.958	2	1	2:59.088	1:01.386	58.094	59.608	166.7	7:14.248
4	1	3:54.985	1:16.002	1:12.774	1:26.209	90.7	15:41.943	3	1	2:56.878	59.380	57.518	59.980	190.1	10:11.126
5	1	3:20.440	1:17.810	1:00.640	1:01.990	82.9	19:02.383	4	1	3:28.675	58.481	1:01.032	1:29.162	196.4	13:39.801
6	1	9:20.136	B 1:03.373	1:05.385	7:11.378	179.1	28:22.519	5	1	3:52.850	1:26.706	1:12.985	1:13.159	69.4	17:32.651
7	1	3:37.618	1:15.937	1:03.686	1:17.995	94.3	32:00.137	6	1	4:27.349	B 59.050	56.629	2:31.670	183.1	22:00.000
8	1	4:04.730	1:24.781	1:35.903	1:04.046	69.1	36:04.867	7	1	8:14.125	6:21.144	56.452	56.529	107.8	30:14.125
9	1	2:55.026	58.866	58.443	57.717	186.2	38:59.893	8	1	3:49.092	58.555	1:14.348	1:36.189	176.2	34:03.217
10	1	4:53.973	B 1:01.624	57.523	2:54.826	154.1	43:53.866								
181 Shelby Cobra Daytona Coupe 1962															
1.Bertrand ROUCHAUD GT5															
2.Vincent NEURISSE															
1	1	6:25.649	4:12.762	1:05.734	1:07.153	99.4	6:25.649								
2	1	5:00.714	B 1:06.483	1:04.325	2:49.906	149.0	11:26.363								
3	1	3:43.472	1:23.992	1:06.706	1:12.774	77.7	15:09.835								
4	1	3:35.346	1:16.831	1:10.537	1:07.978	96.2	18:45.181								
5	1	8:12.390	B 1:07.068	1:05.117	6:00.205	141.2	26:57.571								
6	1	3:33.009	1:34.590	58.993	59.426	113.9	30:30.580								
7	1	3:51.449	1:14.859	1:12.545	1:24.045	124.3	34:22.029								



SIXTIES' ENDURANCE
MUGELLO CLASSIC
PRIVATE PRACTICE

Sector Analysis

■ Personal Best ■ Session Best **B** Crossing the finish line in pit lane

Lap	D	Time	Sector 1	Sector 2	Sector 3	T. Spd	Elapsed	Lap	D	Time	Sector 1	Sector 2	Sector 3	T. Spd	Elapsed
9	1	3:56.783 B	1:30.407	53.220	1:33.156	56.2	38:00.000								
10	1	6:07.009 B	2:14.223	55.981	2:56.805	145.9	44:07.009								