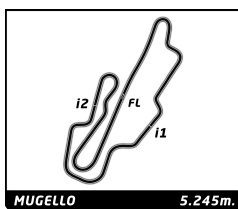


HERITAGE TOURING CUP MUGELLO CLASSIC RACE

Sector Analysis

■ Personal Best ■ Session Best B Crossing the finish line in pit lane

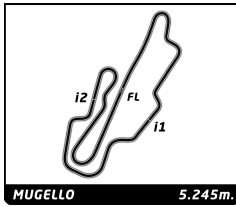
Lap	D	Time	Sector 1	Sector 2	Sector 3	T. Spd	Elapsed	Lap	D	Time	Sector 1	Sector 2	Sector 3	T. Spd	Elapsed		
2	BMW 3.0 CSL 1975							TC2	5	1	2:22.762	48.159	44.478	50.125	207.7	13:27.985	
	1. Adrianus VAN HOOYDON								6	1	2:22.110	48.005	44.521	49.584	206.9	15:50.095	
	2. Bernd GEORGI								7	1	2:22.210	48.026	44.282	49.902	206.9	18:12.305	
	1	1	3:20.179	1:07.754	49.200	1:23.225			3:20.179	8	1	2:22.016	48.116	44.551	49.349	206.9	20:34.321
	2	1	3:07.547	1:20.106	55.632	51.809	78.3		6:27.726	9	1	2:20.835	47.295	43.812	49.728	208.5	22:55.156
	3	1	2:29.949	50.037	47.135	52.777	218.6		8:57.675	10	1	2:22.217	47.500	44.168	50.549	211.8	25:17.373
	4	1	2:27.374	49.589	46.471	51.314	218.6		11:25.049	11	1	4:43.578 B	47.688	44.380	3:11.510	206.9	30:00.951
	5	1	2:26.687	49.439	45.980	51.268	221.8		13:51.736	12	1	2:30.490	56.901	44.198	49.391	138.5	32:31.441
	6	1	2:27.559	49.027	46.772	51.760	221.3		16:19.295	13	1	2:18.879	46.977	43.186	48.716	203.4	34:50.320
	7	1	2:29.678	50.276	47.159	52.243	217.3		18:48.973	14	1	2:20.230	47.306	43.919	49.005	207.7	37:10.550
	8	1	2:30.299	49.169	46.189	54.941	225.0		21:19.272	15	1	2:29.240	47.191	43.421	58.628	203.0	39:39.790
	9	1	2:29.426	50.028	46.594	52.804	220.4		23:48.698	16	1	3:45.627	1:12.428	1:07.507	1:25.692	91.7	43:25.417
	10	1	2:31.674	52.180	46.759	52.735	193.2		26:20.372	17	1	2:56.376	1:12.586	52.778	51.012	81.8	46:21.793
	11	1	2:28.250	49.219	46.768	52.263	219.1		28:48.622	18	1	3:10.536	48.954	1:06.216	1:15.366	204.2	49:32.329
	12	1	2:31.618	50.727	46.863	54.028	219.5		31:20.240	19	1	2:48.728	1:13.787	45.530	49.411	77.6	52:21.057
	13	1	2:28.707	49.975	46.693	52.039	199.3		33:48.947	20	1	2:59.029	47.766	47.551	1:23.712	206.9	55:20.086
	14	1	2:31.039	50.165	46.537	54.337	207.7		36:19.986	21	1	3:07.356	1:19.430	58.129	49.797	82.1	58:27.442
	15	1	4:01.001 B	51.049	47.569	2:22.383	212.6		40:20.987	22	1	2:22.724	46.960	45.602	50.162	210.5	1:00:50.166
	16	2	3:50.588	1:17.750	1:10.439	1:22.399	76.5		44:11.575								
	17	2	2:39.867	1:04.499	46.099	49.269	74.9		46:51.442								
	18	2	3:35.128	59.313	1:09.598	1:26.217	222.2		50:26.570								
	19	2	2:35.249	1:00.482	43.991	50.776	74.1		53:01.819								
20	2	3:19.141	48.597	1:05.994	1:24.550	198.9	56:20.960										
21	2	2:46.808	1:11.370	44.999	50.439	85.1	59:07.768										
22	2	2:22.752	48.762	44.651	49.339	213.9	1:01:30.520										
5	Ford Capri RS 2600 1973							TC2	1	1	3:11.059	1:01.283	47.088	1:22.688		3:11.059	
	1. Alain VÖGELE								2	1	3:03.142	1:20.410	53.324	49.408	79.8	6:14.201	
	2	1	3:04.014	1:20.556	53.380	50.078	75.5		6:22.530	3	1	2:18.875	47.472	43.258	48.145	211.4	8:33.076
	3	1	2:22.497	47.832	45.019	49.646	218.2		8:45.027	4	1	2:17.366	46.155	42.775	48.436	214.7	10:50.442
	4	1	2:23.370	48.121	45.575	49.674	225.9		11:08.397	5	1	2:16.466	46.250	42.695	47.521	213.9	13:06.908
	5	1	2:22.357	47.606	45.315	49.436	221.3		13:30.754	6	1	2:17.658	46.195	43.080	48.383	216.9	15:24.566
	6	1	2:21.415	47.274	44.779	49.362	221.3		15:52.169	7	1	2:16.931	46.567	42.626	47.738	218.2	17:41.497
	7	1	2:22.636	48.431	44.835	49.370	213.9		18:14.805	8	1	2:17.556	46.792	43.203	47.561	220.0	19:59.053
	8	1	2:23.296	48.687	44.919	49.690	213.4		20:38.101	9	1	2:16.004	45.835	42.412	47.757	218.6	22:15.057
	9	1	2:22.265	47.794	45.338	49.133	222.2		23:00.366	10	1	2:17.088	46.030	43.471	47.587	215.6	24:32.145
	10	1	2:24.637	49.622	45.586	49.429	207.7		25:25.003	11	1	2:53.307 B	48.396	42.444	1:22.467	201.5	27:25.452
	11	1	2:20.671	47.113	44.672	48.886	220.0		27:45.674	12	1	3:51.334	2:20.347	42.291	48.696	138.8	31:16.786
	12	1	2:21.271	47.445	44.335	49.491	218.2		30:06.945	13	1	2:16.055	45.998	42.207	47.850	211.4	33:32.841
	13	1	4:44.206 B	47.684	44.615	3:11.907	219.5		34:51.151	14	1	2:17.440	46.395	42.833	48.212	210.5	35:50.281
	14	1	2:34.660	1:00.057	44.462	50.141	125.4		37:25.811	15	1	2:16.856	46.634	42.367	47.855	210.1	38:07.137
	15	1	2:45.382	47.489	46.563	1:11.330	216.9		40:11.193	16	1	2:57.964	45.839	53.496	1:18.629	212.2	41:05.101
	16	1	3:53.141	1:13.376	1:13.782	1:25.983	82.8		44:04.334	17	1	3:36.644	1:14.066	1:07.145	1:15.433	94.3	44:41.745
	17	1	2:39.370	1:05.449	44.925	48.996	80.8		46:43.704	18	1	2:18.827	46.964	43.472	48.391	203.8	47:00.572
	18	1	3:35.034	1:00.403	1:10.111	1:24.520	219.5		50:18.738	19	1	3:34.366	1:07.923	1:04.708	1:21.735	107.2	50:34.938
	19	1	2:35.378	1:02.930	44.138	48.310	80.0		52:54.116	20	1	2:26.623	55.821	42.665	48.137	116.8	53:01.561
	20	1	3:20.750	46.824	1:07.722	1:26.204	219.5		56:14.866	21	1	3:16.512	46.805	1:04.868	1:24.839	211.4	56:18.073
	21	1	2:47.085	1:14.105	43.467	49.513	75.3		59:01.951	22	1	2:44.819	1:11.689	43.669	49.461	82.1	59:02.892
22	1	2:19.967	46.703	45.228	48.036	220.4	1:01:21.918	23	1	2:18.050	46.448	43.553	48.049	213.4	1:01:20.942		
8	FORD Escort RS 1600 1974							TC2	1	1	3:14.010	1:03.606	48.046	1:22.358		3:14.010	
	1. Vincent NEURRISSE								2	1	3:04.805	1:20.174	53.768	50.863	80.4	6:18.815	
	2	1	3:04.923	1:20.598	54.019	50.306	78.6		6:16.400	3	1	2:24.546	48.934	45.321	50.291	213.4	8:43.361
	3	1	2:24.637	48.763	45.116	50.758	206.1		8:41.037	4	1	2:23.225	48.190	44.987	50.048	212.2	11:06.586
	4	1	2:24.186	48.489	45.469	50.228	206.9		11:05.223	5	1	2:23.835	47.967	45.044	50.824	212.2	13:30.421
	5	1	2:23.151	48.505	44.940	49.706	211.4		15:53.572	6	1	2:23.916	47.843	44.886	50.187	213.0	18:16.488
	6	1	2:22.916	47.843	44.886	50.187	213.0		18:16.488	7	1	2:23.128	48.245	45.366	49.517	212.2	20:39.616
	7	1	2:23.128	48.245	45.366	49.517	212.2		20:39.616	8	1	2:22.243	47.908	45.045	49.290	213.4	23:01.859
	8	1	2:23.128	48.245	45.366	49.517	212.2		20:39.616	9	1	2:22.243	47.908	45.045	49.290	213.4	23:01.859
	9	1	2:22.243	47.908	45.045	49.290	213.4		23:01.859	10	1	2:24.146	49.978	44.756	49.412	213.9	25:26.005



HERITAGE TOURING CUP MUGELLO CLASSIC RACE

Sector Analysis

											Personal Best		Session Best		B Crossing the finish line in pit lane	
Lap	D	Time	Sector 1	Sector 2	Sector 3	T. Spd	Elapsed	Lap	D	Time	Sector 1	Sector 2	Sector 3	T. Spd	Elapsed	
11 BMW 3.0 CSL 1972 TC2																
1.Charles FIRMENICH																
2.Henry MOSER																
1	2	2:46.662	56.373	44.952	1:05.337		2:46.662									
2	2	3:10.598	1:19.534	1:03.707	47.357	76.0	5:57.260									
3	2	2:11.182	44.302	40.583	46.297	221.8	8:08.442									
4	2	2:10.848	44.043	40.416	46.389	219.5	10:19.290									
5	2	2:11.078	44.100	40.553	46.425	218.6	12:30.368									
6	2	2:11.065	43.990	40.727	46.348	218.6	14:41.433									
7	2	2:10.398	43.702	40.443	46.253	219.5	16:51.831									
8	2	2:11.339	43.939	40.643	46.757	221.8	19:03.170									
9	2	2:11.998	43.791	41.426	46.781	221.3	21:15.168									
10	2	2:12.145	43.833	41.603	46.709	219.5	23:27.313									
11	2	2:13.476	46.215	40.705	46.556	221.3	25:40.789									
12	2	2:10.927	44.067	40.696	46.164	220.0	27:51.716									
13	2	4:29.317	44.005	42.038	3:03.274	220.0	32:21.033									
14	1	2:34.202	1:00.732	43.974	49.496	131.1	34:55.235									
15	1	2:18.595	46.475	42.951	49.169	213.9	37:13.830									
16	1	2:27.820	45.973	41.871	59.976	214.7	39:41.650									
17	1	3:46.378	1:11.656	1:07.674	1:27.048	86.3	43:28.028									
18	1	2:46.047	1:11.326	45.634	49.087	88.2	46:14.075									
19	1	3:12.790	46.870	1:08.766	1:17.154	212.2	49:26.865									
20	1	2:49.887	1:15.326	45.396	49.165	84.9	52:16.752									
21	1	3:01.956	46.117	44.832	1:31.007	212.6	55:18.708									
22	1	3:06.014	1:19.028	58.350	48.636	83.5	58:24.722									
23	1	2:16.469	46.547	41.896	48.026	216.4	1:00:41.191									
12 BMW 635 CSI 1984 Group A																
1.Anthony SCHRAUWEN																
1	1	3:00.593	1:00.034	46.129	1:14.430		3:00.593									
2	1	3:05.479	1:14.212	1:01.843	49.424	89.0	6:06.072									
3	1	2:19.052	47.084	42.978	48.990	213.4	8:25.124									
4	1	2:20.506	47.880	43.669	48.957	213.9	10:45.630									
5	1	2:18.669	46.874	42.622	49.173	213.0	13:04.299									
6	1	2:19.391	47.329	43.303	48.759	215.6	15:23.690									
7	1	2:16.955	46.180	42.531	48.244	211.4	17:40.645									
8	1	2:16.658	46.470	42.219	47.969	214.3	19:57.303									
9	1	2:17.840	46.529	42.902	48.409	214.3	22:15.143									
10	1	2:18.701	46.841	43.327	48.533	213.0	24:33.844									
11	1	2:18.455	47.314	42.559	48.582	210.5	26:52.299									
12	1	4:36.870	46.823	43.049	3:06.998	211.4	31:29.169									
13	1	2:31.650	58.801	43.956	48.893	131.2	34:00.819									
14	1	2:20.600	47.803	43.378	49.419	210.9	36:21.419									
15	1	2:20.192	47.188	42.863	50.141	213.9	38:41.611									
16	1	3:32.451	56.254	1:11.345	1:24.852	212.6	42:14.062									
13 BMW 635 CSI Gr. 2 1980 TC2																
1.Philippe TRUFFIER																
1	1	2:43.499	53.529	42.471	1:07.499		2:43.499									
2	1	3:14.983	1:21.000	1:06.527	47.456	76.5	5:58.482									
3	1	2:13.158	44.828	41.288	47.042	226.9	8:11.640									
4	1	2:11.858	44.206	40.751	46.901	225.0	10:23.498									
5	1	2:11.579	44.364	40.434	46.781	223.1	12:35.077									
6	1	2:13.896	45.714	41.442	46.740	224.5	14:48.973									
7	1	2:13.471	45.303	40.894	47.274	221.8	17:02.444									
8	1	2:13.509	45.144	41.279	47.086	222.2	19:15.953									
9	1	2:13.019	44.716	41.226	47.077	222.2	21:28.972									
15 BMW 3.0 CSL 1975 TC2																
1.Simon WATTS																
2.Roberto GIORDANELLI																
1	1	3:15.323	1:04.034	47.910	1:23.379		3:15.323									
2	1	3:03.696	1:19.626	54.742	49.328	78.6	6:19.019									
3	1	2:23.201	49.839	44.895	48.467	205.7	8:42.220									
4	1	2:19.997	47.837	43.478	48.682	224.1	11:02.217									
5	1	2:18.870	48.520	42.739	47.611	219.1	13:21.087									
6	1	2:15.609	46.845	41.642	47.122	220.9	15:36.696									
7	1	2:14.512	46.189	41.388	46.935	220.4	17:51.208									
8	1	2:16.537	46.324	42.261	47.952	220.9	20:07.745									
9	1	2:18.537	49.178	42.056	47.303	220.0	22:26.282									
10	1	2:17.085	46.428	41.775	48.882	216.9	24:43.367									
11	1	2:21.302	50.815	42.629	47.858	157.2	27:04.669									
12	1	2:15.785	46.974	42.487	46.324	218.2	29:20.454									
16 Ford Escort I RS 1600 1975 TC2																
1.Damien KOHLER																
1	1	2:45.160	53.882	42.836	1:08.442		2:45.160									
2	1	3:12.086	1:20.208	1:04.415	47.463	76.0	5:57.246									
3	1	2:14.230	45.407	41.656	47.167	214.3	8:11.476									
4	1	2:14.835	45.383	42.010	47.442	213.4	10:26.311									
5	1	2:15.010	45.059	42.248	47.703	213.0	12:41.321									
6	1	2:15.646	45.658	42.240	47.748	206.1	14:56.967									
7	1	2:17.503	46.727	42.809	47.967	206.1	17:14.470									
8	1	2:16.679	46.231	42.253	48.195	204.9	19:31.149									
9	1	2:16.938	45.943	42.865	48.130	204.5	21:48.087									
10	1	2:16.868	46.524	42.394	47.950	203.4	24:04.955									
11	1	2:19.836	49.105	42.572	48.159	193.2	26:24.791									
12	1	2:16.543	45.817	42.567	48.159	203.0	28:41.334									
13	1	2:16.639	46.127	42.564	47.948	202.6	30:57.973									
14	1	4:39.816	46.882	44.278	3:08.656	203.0	35:37.789									
15	1	2:25.158	53.919	42.999	48.240	143.6	38:02.947									
16	1	3:18.783	45.812	1:07.630	1:25.341	205.7	41:21.730									
17	1	3:34.209	1:19.644	1:12.196	1:02.369	80.0	44:55.939									
18	1	2:32.840	45.770	43.699	1:03.371	211.4	47:28.779									
19	1	3:37.656	1:18.000	1:12.111	1:07.545	79.3	51:06.435									
20	1	2:16.846	45.936	43.259	47.651	206.9	53:23.281									

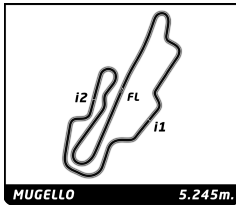


HERITAGE TOURING CUP MUGELLO CLASSIC RACE

Sector Analysis

■ Personal Best ■ Session Best B Crossing the finish line in pit lane

Lap	D	Time	Sector 1	Sector 2	Sector 3	T. Spd	Elapsed	Lap	D	Time	Sector 1	Sector 2	Sector 3	T. Spd	Elapsed	
21	1	3:38.982	59.827	1:12.716	1:26.439	208.5	57:02.263	2	1	2:59.493	1:19.397	52.431	47.665	77.5	6:15.775	
22	1	2:25.059	54.306	43.422	47.331	126.6	59:27.322	3	1	2:12.471	46.104	41.392	44.975	238.4	8:28.246	
23	1	2:14.986	45.283	42.095	47.608	214.7	1:01:42.308	4	1	2:11.170	43.972	42.532	44.666	242.2	10:39.416	
20	Ford Mustang 289 1965 1.Christian DUMOLIN 2.Pierre-Alain THIBAUT							TC1	5	1	2:09.711	43.843	41.071	44.797	242.2	12:49.127
1	1	3:23.411	1:08.949	49.626	1:24.836		3:23.411	6	1	2:08.851	43.492	40.584	44.775	240.5	14:57.978	
2	1	3:05.264	1:19.142	55.476	50.646	80.9	6:28.675	7	1	2:10.920	44.695	41.181	45.044	216.0	17:08.898	
3	1	2:29.165	49.944	47.459	51.762	213.9	8:57.840	8	1	2:11.896	44.132	41.567	46.197	241.6	19:20.794	
4	1	2:27.819	50.354	46.489	50.976	192.9	11:25.659	9	1	2:10.384	44.096	40.856	45.432	240.0	21:31.178	
5	1	2:28.237	50.865	45.974	51.398	207.7	13:53.896	10	1	2:13.984	45.153	42.530	46.301	213.9	23:45.162	
6	1	2:28.654	51.355	46.453	50.846	203.8	16:22.550	11	1	2:12.345	44.829	41.498	46.018	235.3	25:57.507	
7	1	2:29.008	50.855	47.374	50.779	210.1	18:51.558	12	1	2:11.820	43.906	41.559	46.355	236.3	28:09.327	
8	1	2:29.751	51.473	47.692	50.586	208.9	21:21.309	13	1	2:13.157	44.554	42.250	46.353	239.5	30:22.484	
9	1	2:29.435	51.353	47.501	50.581	202.2	23:50.744	14	1	4:35.293 B	44.581	42.645	3:08.067	235.3	34:57.777	
10	1	2:30.066	52.491	46.245	51.330	168.2	26:20.810	15	1	2:27.601	55.262	44.487	47.852	152.3	37:25.378	
11	1	4:49.125 B	51.556	46.482	3:11.087	200.0	31:09.935	16	1	2:42.471	47.136	44.412	1:10.923	224.5	40:07.849	
12	1	2:39.211	1:05.537	44.303	49.371	133.7	33:49.146	17	1	3:54.266	1:13.658	1:11.502	1:29.106	82.3	44:02.115	
13	1	2:19.989	47.422	43.433	49.134	221.3	36:09.135	18	1	2:35.437	1:04.900	43.109	47.428	77.8	46:37.552	
14	1	2:19.085	47.551	43.241	48.293	221.8	38:28.220	19	1	3:20.578	54.781	1:06.877	1:18.920	227.8	49:58.130	
15	1	3:19.474	46.886	1:09.231	1:23.357	221.8	41:47.694	20	1	2:40.468	1:08.023	44.315	48.130	83.7	52:38.598	
16	1	3:27.721	1:18.613	1:16.598	52.510	77.0	45:15.415	21	1	3:17.652 B	46.987	56.996	1:33.669	228.8	55:56.250	
17	1	2:47.932	46.618	47.579	1:13.735	222.2	48:03.347	22	1	2:51.552	1:19.151	44.864	47.537	85.6	58:47.802	
18	1	3:22.733	1:19.175	1:10.854	52.704	75.5	51:26.080	23	1	2:17.906	45.905	44.386	47.615	232.8	1:01:05.708	
19	1	2:25.642	47.061	44.339	54.242	220.0	53:51.722	23	BMW 3.0 CSL 1975 1.Johannes SCHOUTEN							TC2
20	1	3:37.678	1:18.236	1:10.583	1:08.859	67.6	57:29.400	1	1	2:38.620	50.897	41.546	1:06.177		2:38.620	
21	1	2:20.772	47.184	43.733	49.855	221.3	59:50.172	2	1	3:13.417	1:21.741	1:06.101	45.575	73.5	5:52.037	
22	1	2:20.546	48.643	43.422	48.481	221.3	1:02:10.718	3	1	2:08.338	43.188	40.670	44.480	243.2	8:00.375	
21	BMW 635 CSI 1983 1.Armand ADRIAANS							Group A	4	1	2:07.589	43.620	39.957	44.012	242.2	10:07.964
1	1	2:53.577	58.204	46.335	1:09.038		2:53.577	5	1	2:07.829	43.655	39.950	44.224	235.3	12:15.793	
2	1	3:09.621	1:15.974	1:03.959	49.688	79.0	6:03.198	6	1	2:07.962	43.515	40.007	44.440	233.3	14:23.755	
3	1	2:20.461	47.319	43.499	49.643	212.6	8:23.659	7	1	2:07.264	42.671	40.093	44.500	247.1	16:31.019	
4	1	2:20.111	47.535	43.614	48.962	209.3	10:43.770	8	1	2:08.004	42.925	40.799	44.280	248.8	18:39.023	
5	1	2:18.542	47.132	42.804	48.606	210.1	13:02.312	9	1	2:07.964	43.581	39.947	44.436	248.3	20:46.987	
6	1	2:17.399	46.967	42.071	48.361	209.3	15:19.711	10	1	2:07.015	42.665	39.993	44.357	247.1	22:54.002	
7	1	2:16.735	46.271	41.975	48.489	209.7	17:36.446	11	1	2:06.168	42.585	39.363	44.220	244.9	25:00.170	
8	1	2:18.176	47.519	42.044	48.613	208.1	19:54.622	12	1	2:06.626	42.898	39.441	44.287	243.8	27:06.796	
9	1	2:17.025	46.711	41.900	48.414	207.3	22:11.647	13	1	4:38.544 B	45.644	40.519	3:12.381	243.2	31:45.340	
10	1	2:16.834	46.729	41.724	48.381	208.9	24:28.481	14	1	2:15.356	51.298	39.895	44.163	155.8	34:00.696	
11	1	2:16.448	46.622	41.605	48.221	206.9	26:44.929	15	1	2:07.760	42.568	40.968	44.224	244.9	36:08.456	
12	1	2:16.465	46.086	41.570	48.809	209.7	29:01.394	16	1	2:09.467	43.151	41.308	45.008	245.5	38:17.923	
13	1	2:18.098	46.535	41.660	49.903	205.3	31:19.492	17	1	3:04.385	42.682	56.545	1:25.158	244.9	41:22.308	
14	1	4:39.865 B	46.626	42.131	3:11.108	206.1	35:59.357	18	1	3:32.052	1:19.464	1:12.178	1:00.410	79.9	44:54.360	
15	1	2:25.458	53.489	42.978	48.991	144.4	38:24.815	19	1	2:09.203	43.373	41.003	44.827	239.5	47:03.563	
16	1	3:19.393	46.363	1:08.441	1:24.589	210.9	41:44.208	20	1	3:40.452	1:10.770	1:08.443	1:21.239	105.0	50:44.015	
17	1	3:31.321	1:20.455	1:17.144	53.722	77.7	45:15.529	21	1	2:13.649	47.031	40.049	46.569	184.0	52:57.664	
18	1	6:17.397	47.320	4:32.524	57.553	208.5	51:32.926	22	1	3:17.428	43.625	1:08.019	1:25.784	243.2	56:15.092	
19	1	3:00.869 B	49.423	47.977	1:23.469	194.2	54:33.795	23	1	2:38.710	1:12.728	40.109	45.873	78.7	58:53.802	
20	1	3:23.267	1:16.570	1:11.570	55.127	122.3	57:57.062	24	1	2:07.435	42.677	40.069	44.689	244.3	1:01:01.237	
21	1	2:23.305	48.381	44.378	50.546	204.2	1:00:20.367	25	BMW 3.0 CSL 1975 1.Nicolas DIETEREN 2.Christian TRABER							TC2
22	1	2:23.119	47.902	45.411	49.806	206.9	1:02:43.486	1	1	2:41.342	52.539	40.872	1:07.931		2:41.342	
22	BMW 3.0 CSL 1975 1.Olivier BREITMAYER							TC2	2	1	3:12.054	1:21.456	1:04.989	45.609	75.3	5:53.396
1	1	3:16.282	1:04.223	47.904	1:24.155		3:16.282	3	1	2:06.606	42.359	40.239	44.008	244.9	8:00.002	
								4	1	2:07.756	43.581	39.622	44.553	246.0	10:07.758	
								5	1	2:07.871	43.484	39.516	44.871	244.3	12:15.629	



HERITAGE TOURING CUP MUGELLO CLASSIC RACE

Sector Analysis

■ Personal Best ■ Session Best B Crossing the finish line in pit lane

Lap	D	Time	Sector 1	Sector 2	Sector 3	T. Spd	Elapsed	Lap	D	Time	Sector 1	Sector 2	Sector 3	T. Spd	Elapsed
6	1	2:06.709	43.145	39.254	44.310	244.3	14:22.338	7	1	2:17.224	46.800	42.775	47.649	215.1	17:40.748
7	1	2:08.042	42.628	40.408	45.006	245.5	16:30.380	8	1	2:17.709	47.314	42.804	47.591	213.4	19:58.457
8	1	2:08.734	43.096	40.587	45.051	244.9	18:39.114	9	1	2:18.223	47.676	42.894	47.653	214.3	22:16.680
9	1	2:08.566	44.216	39.816	44.534	227.4	20:47.680	10	1	2:18.979	46.988	43.294	48.697	211.4	24:35.659
10	1	2:07.665	42.631	40.884	44.150	249.4	22:55.345	11	1	4:35.494 B	47.871	42.884	3:04.739	189.8	29:11.153
11	1	2:05.865	43.171	38.908	43.786	247.1	25:01.210	12	1	2:29.986	1:01.892	41.176	46.918	130.6	31:41.139
12	1	2:06.725	42.862	39.610	44.253	249.4	27:07.935	13	1	2:15.480	47.001	41.622	46.857	216.0	33:56.619
13	1	2:09.158	44.163	40.470	44.525	246.6	29:17.093	14	1	2:14.427	45.769	41.658	47.000	218.6	36:11.046
14	1	4:33.948 B	42.824	40.182	3:10.942	242.2	33:51.041	15	1	2:12.680	44.483	41.768	46.429	220.9	38:23.726
15	1	2:26.515	56.998	42.823	46.694	147.3	36:17.556	16	1	3:19.116	44.778	1:08.575	1:25.763	222.2	41:42.842
16	1	2:12.589	44.416	42.026	46.147	242.7	38:30.145	17	1	3:29.520	1:20.815	1:17.636	51.069	76.3	45:12.362
								18	1	2:29.293	44.752	41.591	1:02.950	217.7	47:41.655
								19	1	3:31.848	1:16.514	1:13.514	1:01.820	79.8	51:13.503
								20	1	2:12.658	45.006	40.908	46.744	215.1	53:26.161
								21	1	3:37.909	59.153	1:13.247	1:25.509	216.4	57:04.070
								22	1	2:21.128	53.056	41.518	46.554	142.5	59:25.198
								23	1	2:12.713	44.610	41.424	46.679	216.4	1:01:37.911

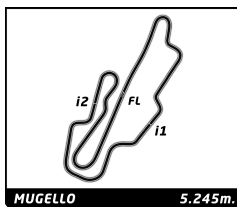
31		Ford Escort I RS 1600 1972		TC2			
		1.Wolf ZWEIFLER					
		2.Michael FÖVENVY					
1	2	3:19.303	1:06.636	48.646	1:24.021	3:19.303	
2	2	3:06.433	1:20.481	54.540	51.412	79.4	6:25.736
3	2	2:29.503	51.398	47.074	51.031	205.7	8:55.239
4	2	2:27.111	49.920	46.131	51.060	210.5	11:22.350
5	2	2:25.605	48.621	46.428	50.556	211.4	13:47.955
6	2	2:27.934	50.049	46.811	51.074	209.7	16:15.889
7	2	2:25.878	49.735	45.787	50.356	186.9	18:41.767
8	2	2:24.754	49.573	45.715	49.466	208.5	21:06.521
9	2	2:24.767	49.167	46.527	49.073	210.1	23:31.288
10	2	2:23.462	48.383	45.339	49.740	200.4	25:54.750
11	2	2:25.006	49.435	45.439	50.132	209.7	28:19.756
12	2	3:35.696 B	48.084	45.062	2:02.550	203.4	31:55.452
13	1	4:01.248	2:19.065	48.893	53.290	119.5	35:56.700
14	1	2:31.846	51.165	49.100	51.581	191.5	38:28.546
15	1	3:21.398	50.752	1:07.454	1:23.192	200.4	41:49.944
16	1	3:30.419	1:18.187	1:16.449	55.783	71.6	45:20.363
17	1	2:52.155	50.185	47.844	1:14.126	195.7	48:12.518
18	1	3:26.459	1:18.161	1:10.221	58.077	72.8	51:38.977
19	1	2:49.170	50.873	49.824	1:08.473	196.0	54:28.147
20	1	3:27.762	1:18.835	1:11.489	57.438	76.5	57:55.909
21	1	2:29.722	51.716	46.557	51.449	193.5	1:00:25.631
22	1	2:33.223	53.034	49.355	50.834	191.2	1:02:58.854

32		Ford Capri RS 3100 1975		TC2			
		1.Mark FARMER					
		2.Adrian WILLMOTT					
1	2	2:23.556	48.504	39.428	55.624	2:23.556	
2	2	3:10.716	1:19.730	1:06.175	44.811	68.2	5:34.272
3	2	2:03.578	41.652	38.230	43.696	239.5	7:37.850
4	2	2:04.390	41.893	38.642	43.855	240.5	9:42.240
5	2	2:04.712	41.795	38.783	44.134	241.1	11:46.952
6	2	2:07.258	42.268	40.697	44.293	239.5	13:54.210
7	2	2:06.432	42.069	39.908	44.455	242.7	16:00.642
8	2	2:20.805	55.150	39.870	45.785	235.3	18:21.447
9	2	2:08.173	43.480	39.974	44.719	235.3	20:29.620

33		BMW 635 CSI 1985		Group A			
		1.Robert BOOS					
		2.François JAKUBOWSKI					
1	1	2:52.454	56.962	46.644	1:08.848	2:52.454	
2	1	3:11.617	1:15.873	1:06.840	48.904	78.8	6:04.071
3	1	2:20.025	47.579	43.431	49.015	204.9	8:24.096
4	1	2:21.723	48.037	44.946	48.740	198.2	10:45.819
5	1	2:18.589	47.362	42.711	48.516	208.5	13:04.408
6	1	2:19.116	47.495	43.348	48.273	200.4	15:23.524

34		BMW 3.0 CSL 1975		TC2			
		1.Stephen MARKEY					
		2.Austin KINSELLA					
1	1	2:40.690	51.822	41.465	1:07.403	2:40.690	
2	1	3:12.835	1:21.079	1:05.333	46.423	73.9	5:53.525
3	1	2:11.016	44.890	40.856	45.270	233.3	8:04.541
4	1	2:10.835	44.059	40.949	45.827	232.8	10:15.376
5	1	2:11.410	44.379	40.814	46.217	232.8	12:26.786
6	1	2:12.302	44.992	41.142	46.168	231.3	14:39.088
7	1	2:11.391	44.142	41.165	46.084	232.3	16:50.479
8	1	2:10.489	44.356	40.660	45.473	230.8	19:00.968
9	1	2:12.675	44.290	41.554	46.831	230.3	21:13.643
10	1	2:13.082	44.353	42.359	46.370	229.8	23:26.725
11	1	2:13.081	46.290	40.818	45.973	216.9	25:39.806
12	1	2:10.911	44.391	40.824	45.696	227.4	27:50.717
13	1	2:13.319	44.183	42.727	46.409	231.3	30:04.036
14	1	4:54.679 B	45.035	41.498	3:28.146	226.9	34:58.715
15	2	2:25.490	55.287	42.796	47.407	140.4	37:24.205
16	2	2:32.325	45.525	42.679	1:04.121	222.7	39:56.530
17	2	4:03.899	1:19.237	1:14.737	1:29.925	79.1	44:00.429
18	2	2:33.476	1:03.679	42.065	47.732	76.8	46:33.905
19	2	3:22.297	55.149	1:07.628	1:19.520	222.7	49:56.202
20	2	2:34.913	1:06.056	41.802	47.055	81.4	52:31.115
21	2	2:55.765	44.872	47.526	1:23.367	220.4	55:26.880
22	2	2:58.811	1:17.554	54.565	46.692	77.9	58:25.691
23	2	2:12.662	44.806	41.305	46.551	227.4	1:00:38.353

43		Alfa Romeo Giulia Sprint GTA 1969		TC2			
		1.Paolo VANOTTI					
		2.Peter PRALLER					
1	1	3:13.130	1:03.239	48.057	1:21.834	3:13.130	
2	1	3:04.983	1:20.161	54.137	50.685	79.7	6:18.113
3	1	2:27.191	50.271	46.143	50.777	195.3	8:45.304
4	1	2:24.830	49.302	45.179	50.349	194.6	11:10.134
5	1	2:24.104	48.966	44.751	50.387	193.9	13:34.238
6	1	2:23.094	48.371	44.298	50.425	190.5	15:57.332
7	1	2:24.731	48.766	45.104	50.861	189.5	18:22.063
8	1	2:24.417	49.667	44.581	50.169	197.4	20:46.480
9	1	2:23.154	48.964	44.465	49.725	190.1	23:09.634
10	1	2:22.654	48.625	44.196	49.833	192.9	25:32.288
11	1	2:23.091	48.292	44.813	49.986	189.5	27:55.379



HERITAGE TOURING CUP

MUGELLO CLASSIC

RACE

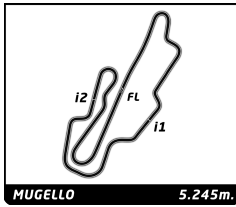
Sector Analysis

■ Personal Best ■ Session Best B Crossing the finish line in pit lane

Lap	D	Time	Sector 1	Sector 2	Sector 3	T. Spd	Elapsed	Lap	D	Time	Sector 1	Sector 2	Sector 3	T. Spd	Elapsed
12	1	2:20.936	47.766	43.577	49.593	190.8	30:16.315	22	1	3:02.466	42.990	55.123	1:24.353	246.6	55:43.971
13	1	2:39.137 B	48.357	43.585	1:07.195	188.8	32:55.452	23	1	2:48.543	1:18.177	45.569	44.797	80.9	58:32.514
14	1	4:34.083	2:58.231	44.911	50.941	136.0	37:29.535	24	1	2:07.128	42.761	39.818	44.549	247.1	1:00:39.642
15	1	2:49.374	48.343	45.060	1:15.971	192.2	40:18.909								
16	1	3:50.930	1:16.710	1:11.334	1:22.886	81.6	44:09.839								
17	1	2:36.643	1:02.374	44.585	49.684	78.3	46:46.482								
18	1	3:36.283	1:01.579	1:09.129	1:25.575	192.5	50:22.765								

47 Ford Escort I RS 1600 1972								52 FORD Capri RS 3100 Cologne 1973							
1.Eric SECHAUD								1.Yves SCEMAMA							
2.François SECHAUD								TC2							
Lap	D	Time	Sector 1	Sector 2	Sector 3	T. Spd	Elapsed	Lap	D	Time	Sector 1	Sector 2	Sector 3	T. Spd	Elapsed
1	1	2:37.659	50.220	41.559	1:05.880		2:37.659	1	1	2:30.617	49.569	40.121	1:00.927		2:30.617
2	1	3:15.513	1:22.001	1:07.194	46.318	74.5	5:53.172	2	1	3:07.019	1:16.102	1:06.036	44.881	82.3	5:37.636
3	1	2:12.885	46.056	41.138	45.691	216.9	8:06.057	3	1	2:06.474	42.543	39.452	44.479	243.2	7:44.110
4	1	2:09.759	43.967	40.051	45.741	220.0	10:15.816	4	1	2:06.867	42.751	39.288	44.828	244.3	9:50.977
5	1	2:11.389	44.244	40.885	46.260	218.2	12:27.205	5	1	2:07.609	42.902	40.076	44.631	243.2	11:58.586
6	1	2:11.890	44.929	41.130	45.831	218.6	14:39.095	6	1	2:08.388	43.220	39.642	45.526	243.2	14:06.974
7	1	2:11.847	44.857	41.045	45.945	216.0	16:50.942	7	1	2:09.910	45.122	40.061	44.727	243.2	16:16.884
8	1	2:11.571	44.466	40.775	46.330	220.9	19:02.513	8	1	2:08.458	43.446	40.197	44.815	243.8	18:25.342
9	1	2:11.645	43.997	40.896	46.752	218.2	21:14.158	9	1	2:08.882	43.266	40.335	45.281	243.2	20:34.224
10	1	2:12.945	44.061	42.727	46.157	220.9	23:27.103	10	1	2:08.580	43.438	39.930	45.212	243.8	22:42.804
11	1	2:12.560	46.183	40.700	45.677	220.4	25:39.663	11	1	2:08.042	43.500	39.622	44.920	242.7	24:50.846
12	1	2:09.833	43.834	40.355	45.644	214.3	27:49.496	12	1	2:10.082	45.392	39.731	44.959	241.6	27:00.928
13	1	4:22.671 B	44.484	40.721	2:57.466	214.7	32:12.167	13	1	2:08.170	43.227	39.587	45.356	241.6	29:09.098
14	2	2:35.279	1:04.311	42.675	48.293	132.0	34:47.446	14	1	4:24.514 B	43.357	39.826	3:01.331	241.1	33:33.612
15	2	2:17.290	46.761	41.977	48.552	208.5	37:04.736	15	1	2:18.900	53.063	40.119	45.718	156.1	35:52.512
16	2	2:20.895	45.921	42.383	52.591	206.1	39:25.631	16	1	2:08.551	43.519	40.360	44.672	241.6	38:01.063
17	2	3:46.797	1:16.870	1:07.844	1:22.083	76.2	43:12.428	17	1	2:57.015	43.129	51.191	1:22.695	242.2	40:58.078
18	2	2:50.413	1:17.622	44.322	48.469	85.0	46:02.841	18	1	3:43.485	1:15.526	1:08.729	1:19.230	84.4	44:41.563
19	2	3:09.619	46.300	1:00.525	1:22.794	208.9	49:12.460	19	1	2:09.579	44.077	40.270	45.232	218.2	46:51.142
20	2	3:01.963	1:21.114	52.777	48.072	78.9	52:14.423	20	1	3:34.177	58.764	1:09.459	1:25.954	242.2	50:25.319
21	2	3:00.151	45.962	46.600	1:27.589	206.9	55:14.574	21	1	2:21.274	56.332	40.043	44.899	76.9	52:46.593
22	2	3:06.802	1:20.974	58.439	47.389	77.9	58:21.376	22	1	3:03.286	43.046	56.644	1:23.596	240.5	55:49.879
23	2	2:13.425	45.513	41.021	46.891	208.9	1:00:34.801	23	1	2:44.592	1:18.006	42.180	44.406	83.5	58:34.471

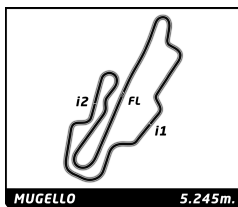
50 Ford Capri RS 3100 1975								60 Ford Capri RS 3100 Cologne 1974							
1.Maxime GUENAT								1.Armand MILLE							
Lap	D	Time	Sector 1	Sector 2	Sector 3	T. Spd	Elapsed	Lap	D	Time	Sector 1	Sector 2	Sector 3	T. Spd	Elapsed
1	1	2:29.584	49.337	39.590	1:00.657		2:29.584	1	1	2:42.309	52.947	40.925	1:08.437		2:42.309
2	1	3:06.781	1:16.024	1:06.230	44.527	83.9	5:36.365	2	1	3:12.114	1:21.305	1:05.072	45.737	74.3	5:54.423
3	1	2:06.026	42.318	39.113	44.595	246.0	7:42.391	3	1	2:10.309	44.629	40.628	45.052	245.5	8:04.732
4	1	2:06.016	42.542	38.955	44.519	247.7	9:48.407	4	1	2:07.764	43.055	39.737	44.972	242.7	10:12.496
5	1	2:05.756	42.231	39.081	44.444	249.4	11:54.163	5	1	2:08.062	43.024	39.871	45.167	248.3	12:20.558
6	1	2:06.277	42.516	39.334	44.427	251.2	14:00.440	6	1	2:07.695	42.995	39.686	45.014	243.2	14:28.253
7	1	2:06.965	42.672	39.903	44.390	248.3	16:07.405	7	1	2:08.387	43.204	40.108	45.075	246.0	16:36.640
8	1	2:06.982	42.749	39.649	44.584	250.0	18:14.387	8	1	2:09.170	43.319	39.891	45.960	242.7	18:45.810
9	1	2:05.963	42.407	39.215	44.341	249.4	20:20.350	9	1	2:09.320	43.417	40.914	44.989	244.9	20:55.130
10	1	2:06.460	42.374	39.573	44.513	250.0	22:26.810	10	1	2:08.530	43.408	40.041	45.081	244.3	23:03.660
11	1	2:07.016	42.434	39.622	44.960	251.2	24:33.826	11	1	2:10.520	44.529	39.951	46.040	244.9	25:14.180
12	1	2:10.070	45.407	39.905	44.758	227.8	26:43.896	12	1	2:09.256	43.523	40.145	45.588	238.9	27:23.436
13	1	2:08.480	43.087	40.227	45.166	249.4	28:52.376	13	1	3:28.532 B	43.354	39.907	2:05.271	238.9	30:51.968
14	1	2:09.098	43.422	40.158	45.518	247.1	31:01.474	14	1	2:20.344	53.983	40.884	45.477	147.1	33:12.312
15	1	4:27.152 B	43.408	40.055	3:03.689	246.6	35:28.626	15	1	2:08.687	43.151	40.307	45.229	238.9	35:20.999
16	1	2:16.635	51.769	40.082	44.784	157.0	37:45.261	16	1	2:08.500	43.467	39.839	45.194	240.5	37:29.499
17	1	2:55.735	43.279	49.748	1:22.708	246.6	40:40.996	17	1	2:36.691	43.982	41.945	1:10.764	240.0	40:06.190
18	1	3:50.224	1:17.339	1:10.780	1:22.105	81.0	44:31.220	18	1	3:54.860	1:13.348	1:11.674	1:29.838	88.2	44:01.050
19	1	2:12.286	45.636	41.290	45.360	196.7	46:43.506	19	1	2:31.152	1:04.041	41.222	45.889	75.8	46:32.202
20	1	3:32.641	58.153	1:10.294	1:24.194	246.0	50:16.147	20	1	3:22.737	55.135	1:07.874	1:19.728	239.5	49:54.939
21	1	2:25.358	1:00.482	40.001	44.875	80.1	52:41.505	21	1	2:31.644	1:06.498	40.071	45.075	82.1	52:26.583
								22	1	2:52.666	43.247	44.886	1:24.533	242.7	55:19.249
								23	1	3:02.741	1:19.465	57.471	45.805	81.6	58:21.990
								24	1	2:08.785	43.649	40.019	45.117	235.8	1:00:30.775



HERITAGE TOURING CUP MUGELLO CLASSIC RACE

Sector Analysis

											Personal Best		Session Best		B Crossing the finish line in pit lane	
Lap	D	Time	Sector 1	Sector 2	Sector 3	T. Spd	Elapsed	Lap	D	Time	Sector 1	Sector 2	Sector 3	T. Spd	Elapsed	
62		BMW 2002 Ti 1971										TC2				
		1. Guenther SCHINDLER														
1	1	3:32.586	1:17.274	49.308	1:26.004	133.5	3:32.586	14	2	3:52.071	1:18.047	1:12.769	1:21.255	84.9	44:38.343	
2	1	2:56.871	1:21.423	45.959	49.489	72.9	6:29.457	15	2	2:58.055	56.545	53.411	1:08.099	165.9	47:36.398	
3	1	2:26.327	49.408	46.350	50.569	207.3	8:55.784	16	2	3:39.989	1:18.527	1:12.983	1:08.479	81.1	51:16.387	
4	1	2:21.552	47.963	43.764	49.825	204.5	11:17.336	17	2	2:53.189	52.670	51.485	1:09.034	202.2	54:09.576	
5	1	2:21.203	48.195	43.923	49.085	199.3	13:38.539	18	2	3:36.260	1:19.603	1:11.823	1:04.834	75.1	57:45.836	
6	1	2:20.160	47.811	43.531	48.818	200.7	15:58.699	19	2	2:39.488	52.904	50.569	56.015	198.5	1:00:25.324	
7	1	2:21.512	48.262	44.125	49.125	202.6	18:20.211	20	2	2:40.083	52.919	51.965	55.199	198.9	1:03:05.407	
8	1	2:20.506	48.344	43.437	48.725	201.5	20:40.717									
9	1	2:22.028	48.861	44.836	48.331	204.5	23:02.745									
10	1	2:23.042	48.053	45.050	49.939	204.9	25:25.787									
11	1	2:21.610	48.333	44.351	48.926	199.6	27:47.397									
12	1	4:36.073 B	48.199	43.038	3:04.836	198.5	32:23.470									
13	1	2:32.374	1:00.169	43.169	49.036	133.2	34:55.844									
14	1	2:19.762	47.035	43.727	49.000	203.8	37:15.606									
65		Ford Mustang 289 1965										TC1				
		1. Max HUBER														
1	1	3:17.724	1:05.609	47.441	1:24.674		3:17.724									
2	1	3:04.967	1:20.148	53.855	50.964	75.8	6:22.691									
3	1	2:27.404	49.265	45.706	52.433	212.2	8:50.095									
4	1	2:25.748	48.867	46.170	50.711	208.1	11:15.843									
5	1	2:25.171	48.841	45.992	50.338	208.5	13:41.014									
6	1	2:26.334	48.473	46.243	51.618	210.5	16:07.348									
7	1	2:27.742	49.900	46.880	50.962	208.9	18:35.090									
8	1	2:30.182	51.537	47.250	51.395	206.1	21:05.272									
9	1	2:29.377	51.208	47.514	50.655	208.5	23:34.649									
10	1	2:26.997	50.717	45.671	50.609	207.3	26:01.646									
11	1	2:25.103	49.940	44.864	50.299	207.3	28:26.749									
12	1	2:24.550	48.580	44.737	51.233	204.9	30:51.299									
13	1	4:49.458 B	51.409	46.949	3:11.100	203.0	35:40.757									
14	1	2:40.468	1:00.736	48.209	51.523	134.5	38:21.225									
15	1	3:25.245	49.905	1:11.257	1:24.083	204.2	41:46.470									
16	1	3:30.352	1:18.887	1:17.020	54.445	77.9	45:16.822									
17	1	2:49.256	48.807	46.462	1:13.987	205.7	48:06.078									
18	1	3:22.533	1:17.753	1:10.507	54.273	77.2	51:28.611									
19	1	2:39.610	49.508	45.450	1:04.652	198.5	54:08.221									
20	1	3:34.997	1:19.822	1:11.388	1:03.787	77.2	57:43.218									
21	1	2:31.442	49.241	49.008	53.193	200.7	1:00:14.660									
71		Ford Mustang 289 1965										TC1				
		1. Stéphane GUYOT-SIONN														
		2. Baptiste GUYOT-SIONNE														
1	2	3:40.146	1:14.996	57.250	1:27.900		3:40.146									
2	2	3:11.962	1:22.216	52.923	56.823	72.1	6:52.108									
3	2	2:41.526	54.641	50.873	56.012	195.7	9:33.634									
4	2	2:42.460	54.429	52.710	55.321	194.2	12:16.094									
5	2	2:43.564	55.870	52.412	55.282	187.8	14:59.658									
6	2	2:38.459	53.731	49.451	55.277	198.9	17:38.117									
7	2	2:40.976	57.340	49.340	54.296	190.8	20:19.093									
8	2	2:39.946	54.907	49.698	55.341	175.0	22:59.039									
9	2	2:40.651	58.015	49.258	53.378	196.4	25:39.690									
10	2	2:36.986	53.907	48.105	54.974	178.8	28:16.676									
11	2	6:02.039 B	53.231	48.142	4:20.666	197.1	34:18.715									
12	2	3:05.676	1:15.388	52.517	57.771	93.1	37:24.391									
13	2	3:21.881	58.042	57.977	1:25.862	179.1	40:46.272									
75		Ford Capri RS 2600 1972										TC2				
		1. Simon EVANS														
		2. Joe TWYMAN														
1	1	2:52.109	57.177	45.567	1:09.365		2:52.109									
2	1	3:08.755	1:15.771	1:04.675	48.309	78.9	6:00.864									
3	1	2:19.128	46.394	43.546	49.188	217.7	8:19.992									
4	1	2:19.082	47.294	43.151	48.637	208.9	10:39.074									
5	1	2:17.499	46.944	42.596	47.959	210.5	12:56.573									
6	1	2:18.418	46.884	43.045	48.489	216.9	15:14.991									
7	1	2:18.565	46.817	42.383	49.365	213.9	17:33.556									
8	1	2:17.316	47.030	42.455	47.831	213.0	19:50.872									
9	1	2:16.930	46.433	42.562	47.935	218.6	22:07.802									
76		Alfa Romeo 1750 GTAm 1971										TC2				
		1. Christian OLDENDORFF														
		2. Finn GEHRITZ														
1	1	3:05.651	1:01.407	46.385	1:17.859		3:05.651									
2	1	3:09.630	1:19.369	58.882	51.379	75.6	6:15.281									
3	1	2:21.559	47.958	43.909	49.692	193.5	8:36.840									
4	1	2:18.988	47.304	42.476	49.208	192.5	10:55.828									
5	1	2:20.816	47.375	43.716	49.725	190.1	13:16.644									
6	1	2:20.836	47.766	43.300	49.770	188.5	15:37.480									
7	1	2:20.883	47.188	43.616	50.079	193.9	17:58.363									
8	1	2:21.075	48.173	43.495	49.407	187.5	20:19.438									
9	1	2:20.093	47.414	43.275	49.404	191.5	22:39.531									
10	1	2:22.590	47.922	44.655	50.013	186.9	25:02.121									
11	1	2:21.046	48.320	43.191	49.535	186.9	27:23.167									
12	1	4:49.502 B	47.548	43.074	3:18.880	187.5	32:12.669									
13	1	2:36.735	1:02.939	43.975	49.821	119.3	34:49.404									
14	1	2:21.959	48.627	43.850	49.482	180.9	37:11.363									
15	1	2:38.576	47.188	42.792	1:08.596	187.5	39:49.939									
16	1	4:09.472	1:23.530	1:15.726	1:30.216	75.9	43:59.411									
17	1	2:38.937	1:06.167	43.226	49.544	75.8	46:38.348									
18	1	3:37.546	58.801	1:11.806	1:26.939	180.0	50:15.894									
19	1	2:34.809	1:03.398	42.337	49.074	78.9	52:50.703									
20	1	3:23.443	47.945	1:08.279	1:27.219	174.8	56:14.146									
21	1	2:49.408	1:14.312	42.285	52.811	77.5	59:03.554									
22	1	2:19.958	48.565	42.151	49.242	187.8	1:01:23.512									
93		BMW 3.0 CSL 1975										TC2				
		1. Simon ALEXANDER														
1	1	3:10.592	1:01.043	46.424	1:23.125		3:10.592									
2	1	3:04.009	1:20.061	53.955	49.993	80.1	6:14.601									
3	1	2:21.543	48.232	43.933	49.378	205.3	8:36.144									
4	1	2:16.709	46.034	42.594	48.081	218.2	10:52.853									
5	1	2:15.367	45.624	42.551	47.192	218.6	13:08.220									
6	1	2:16.660	45.641	42.900	48.119	210.5	15:24.880									
7	1	2:17.031	46.663	42.863	47.505	213.0	17:41.911									
8	1	2:17.464	46.771	43.307	47.386	217.3	19:59.375									
9	1	2:16.130	46.006	42.236	47.888	214.7	22:15.505									
10	1	2:18.560	47.060	43.343	48.157	210.9	24:34.065									



HERITAGE TOURING CUP

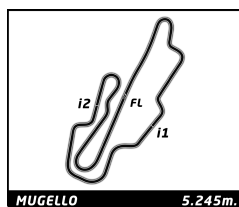
MUGELLO CLASSIC

RACE

Sector Analysis

■ Personal Best ■ Session Best B Crossing the finish line in pit lane

Lap	D	Time	Sector 1	Sector 2	Sector 3	T. Spd	Elapsed	Lap	D	Time	Sector 1	Sector 2	Sector 3	T. Spd	Elapsed		
11	1	4:46.403	B	47.749	42.852	3:15.802	174.8	29:20.468	17	1	3:06.388	50.353	51.096	1:24.939	188.5	48:28.574	
12	1	2:25.304		55.373	42.101	47.830	135.8	31:45.772	18	1	3:20.262	1:18.543	1:07.729	53.990	79.1	51:48.836	
13	1	2:16.271		45.912	42.402	47.957	216.9	34:02.043	19	1	2:54.479	50.891	48.147	1:15.441	182.4	54:43.315	
14	1	2:19.073		46.963	43.131	48.979	216.4	36:21.116	20	1	3:19.353	1:15.665	1:06.663	57.025	83.5	58:02.668	
15	1	2:15.703		45.598	42.631	47.474	217.7	38:36.819	21	1	2:36.430	52.046	49.123	55.261	184.3	1:00:39.098	
16	1	3:33.216		54.200	1:13.328	1:25.688	216.9	42:10.035									
17	1	3:14.880		1:20.313	1:07.404	47.163	76.7	45:24.915									
18	1	2:46.187		46.185	43.301	1:16.701	216.4	48:11.102									
19	1	3:20.004		1:17.609	1:10.790	51.605	79.3	51:31.106									
20	1	2:26.447		45.898	44.142	56.407	215.6	53:57.553									
21	1	3:37.949		1:19.409	1:11.436	1:07.104	76.8	57:35.502									
22	1	2:16.147		45.594	42.943	47.610	216.4	59:51.649									
23	1	2:16.855		46.012	42.499	48.344	216.9	1:02:08.504									
94 Alfa Romeo 1750 GTAm 1971 1. Albert WEINZIERL TC2								114 BMW 635 CSI 1983 1. Jean-Lou RIHON Group A									
1	1	3:02.169		1:00.606	46.456	1:15.107		3:02.169	1	1	2:54.243	58.937	46.154	1:09.152		2:54.243	
2	1	3:12.457		1:15.621	1:05.806	51.030	84.3	6:14.626	2	1	3:08.296	1:16.050	1:03.433	48.813	81.0	6:02.539	
3	1	2:24.679		49.516	44.033	51.130	194.6	8:39.305	3	1	2:17.480	46.491	42.609	48.380	216.0	8:20.019	
4	1	2:23.473		48.618	44.172	50.683	192.2	11:02.778	4	1	2:17.292	46.265	42.945	48.082	215.6	10:37.311	
5	1	2:23.628		48.910	44.007	50.711	195.3	13:26.406	5	1	2:18.783	47.380	42.952	48.451	214.3	12:56.094	
6	1	2:24.141		48.974	44.461	50.706	192.9	15:50.547	6	1	2:17.595	46.746	43.050	47.799	215.1	15:13.689	
7	1	2:22.886		48.727	43.492	50.667	193.2	18:13.433	7	1	2:17.523	46.147	43.240	48.136	215.1	17:31.212	
8	1	2:26.006		50.477	44.877	50.652	194.9	20:39.439	8	1	2:18.057	47.047	43.232	47.778	214.3	19:49.269	
9	1	2:25.777		49.867	45.719	50.191	196.7	23:05.216	9	1	2:17.208	46.942	42.793	47.473	214.3	22:06.477	
10	1	2:24.422		50.297	43.691	50.434	197.4	25:29.638	10	1	2:16.962	46.839	42.591	47.532	215.1	24:23.439	
11	1	2:22.006		48.230	43.541	50.235	190.8	27:51.644	11	1	2:16.446	47.115	42.015	47.316	195.3	26:39.885	
12	1	2:22.443		48.244	43.646	50.553	198.9	30:14.087	12	1	2:15.600	46.396	42.398	46.806	213.4	28:55.485	
13	1	4:46.609	B	48.880	43.433	3:14.296	190.5	35:00.696	13	1	2:15.701	45.908	42.331	47.462	215.1	31:11.186	
14	1	2:31.518		56.576	44.537	50.405	136.0	37:32.214	14	1	4:42.036	B	46.479	42.646	3:12.911	212.6	35:53.222
15	1	2:48.181		48.336	45.349	1:14.496	196.4	40:20.395	15	1	2:27.938	56.788	44.125	47.025	130.8	38:21.160	
16	1	3:49.001		1:17.200	1:10.401	1:21.400	82.4	44:09.396	16	1	3:20.007	46.451	1:07.621	1:25.935	214.3	41:41.167	
17	1	2:39.054		1:04.388	44.281	50.385	75.4	46:48.450	17	1	3:31.137	1:21.021	1:17.272	52.844	81.6	45:12.304	
18	1	3:35.824		1:00.225	1:09.612	1:25.987	192.9	50:24.274	18	1	2:31.490	46.596	42.683	1:02.211	211.8	47:43.794	
19	1	2:35.239		1:00.677	43.946	50.616	77.6	52:59.513	19	1	3:30.134	1:17.587	1:11.886	1:00.661	77.9	51:13.928	
20	1	3:20.529		49.177	1:07.062	1:24.290	191.8	56:20.042	20	1	2:15.406	46.132	42.327	46.947	213.4	53:29.334	
21	1	2:48.936		1:12.603	44.972	51.361	82.3	59:08.978	21	1	3:36.855	57.639	1:14.105	1:25.111	213.4	57:06.189	
22	1	2:23.914		48.764	44.300	50.850	191.8	1:01:32.892	22	1	2:23.953	53.839	42.813	47.301	142.7	59:30.142	
									23	1	2:17.773	46.505	42.781	48.487	215.1	1:01:47.915	
101 BMW 2002 TI 1971 1. Bart BLOMMAERT TC2 2. Rikkert LEEMAN								115 BMW 3.0 CSI 1974 1. Gérard LASCAUX TC1 2. Xavier LASCAUX									
1	1	3:16.649		1:04.944	47.710	1:23.995		3:16.649	1	1	3:24.401	1:10.027	49.154	1:25.220		3:24.401	
2	1	3:05.188		1:20.189	53.916	51.083	72.1	6:21.837	2	1	3:09.061	1:18.766	56.587	53.708	79.1	6:33.462	
3	1	2:29.178		50.558	45.613	53.007	191.5	8:51.015	3	1	2:32.198	50.587	48.112	53.499	183.1	9:05.660	
4	1	2:26.415		48.583	45.985	51.847	191.2	11:17.430	4	1	2:30.857	50.250	47.464	53.143	189.5	11:36.517	
5	1	2:25.896		49.198	44.933	51.765	188.8	13:43.326	5	1	2:35.265	51.410	49.992	53.863	190.5	14:11.782	
6	1	2:27.649		49.708	46.015	51.926	187.5	16:10.975	6	1	2:37.853	52.252	51.334	54.267	188.8	16:49.635	
7	1	2:25.882		49.442	45.288	51.152	189.1	18:36.857	7	1	2:35.404	52.447	48.973	53.984	172.8	19:25.039	
8	1	2:29.418		50.537	46.872	52.009	188.5	21:06.275	8	1	2:38.452	54.187	49.764	54.501	167.7	22:03.491	
9	1	2:29.764		50.712	47.617	51.435	191.2	23:36.039	9	1	2:42.138	53.664	52.160	56.314	173.1	24:45.629	
10	1	2:26.876		49.970	45.597	51.309	185.2	26:02.915	10	1	2:41.691	56.919	49.456	55.316	160.5	27:27.320	
11	1	2:25.228		49.033	44.871	51.324	188.8	28:28.143	11	1	5:15.694	B	52.836	48.624	3:34.234	181.8	32:43.014
12	1	4:49.812	B	49.503	46.242	3:14.067	187.5	33:17.955	12	1	2:55.649	1:09.217	49.897	56.535	111.3	35:38.663	
13	1	2:41.995		1:01.289	47.671	53.035	117.1	35:59.950	13	1	2:36.863	52.287	49.964	54.612	177.3	38:15.526	
14	1	2:31.809		49.943	48.127	53.739	185.9	38:31.759	14	1	3:18.607	51.352	58.933	1:28.322	189.8	41:34.133	
15	1	3:19.156		51.240	1:07.388	1:20.528	189.1	41:50.915	15	1	3:36.192	1:20.253	1:13.628	1:02.311	81.9	45:10.325	
16	1	3:31.271		1:18.579	1:15.738	56.954	77.7	45:22.186	16	1	3:19.722	B	54.273	48.540	1:36.909	185.9	48:30.047
									17	2	6:48.759	B	1:18.375	1:08.888	4:21.496	85.3	55:18.806
116 Ford Capri RS 3100 1975 1. Stephen DANCE TC2								116 Ford Capri RS 3100 1975 1. Stephen DANCE TC2									
1	1	2:39.957		51.305	41.394	1:07.258		2:39.957	1	1	2:39.957	51.305	41.394	1:07.258		2:39.957	
2	1	3:13.556		1:21.058	1:06.545	45.953	75.9	5:53.513	2	1	3:13.556	1:21.058	1:06.545	45.953	75.9	5:53.513	
3	1	2:08.989		43.642	40.601	44.746	234.8	8:02.502	3	1	2:08.989	43.642	40.601	44.746	234.8	8:02.502	



HERITAGE TOURING CUP

MUGELLO CLASSIC

RACE

Sector Analysis

■ Personal Best ■ Session Best B Crossing the finish line in pit lane

Lap	D	Time	Sector 1	Sector 2	Sector 3	T. Spd	Elapsed	Lap	D	Time	Sector 1	Sector 2	Sector 3	T. Spd	Elapsed
4	1	2:09.502	44.185	40.198	45.119	238.9	10:12.004	8	1	2:30.875	51.562	46.553	52.760	191.2	21:34.472
5	1	2:08.847	44.103	40.010	44.734	239.5	12:20.851	9	1	2:29.065	51.288	46.088	51.689	189.1	24:03.537
6	1	2:08.307	43.645	40.078	44.584	242.7	14:29.158	10	1	5:12.298 B	51.626	46.287	3:34.385	177.0	29:15.835
7	1	2:08.466	43.308	40.368	44.790	244.3	16:37.624	11	1	2:40.497	1:02.539	46.763	51.195	127.4	31:56.332
8	1	2:09.531	43.958	39.969	45.604	242.7	18:47.155	12	1	2:28.067	50.170	46.441	51.456	193.2	34:24.399
9	1	2:09.794	44.123	40.891	44.780	242.2	20:56.949	13	1	2:27.055	49.717	46.373	50.965	198.9	36:51.454
10	1	2:09.646	44.077	40.236	45.333	241.1	23:06.595	14	1	2:31.780	50.026	46.174	55.580	198.9	39:23.234
11	1	2:11.706	45.386	41.623	44.697	229.3	25:18.301	15	1	3:40.634	1:14.464	1:05.851	1:20.319	88.0	43:03.868
12	1	2:09.025	43.676	40.353	44.996	237.4	27:27.326	16	1	2:55.421	1:11.750	51.789	51.882	86.0	45:59.289
13	1	4:30.297 B	43.653	40.261	3:06.383	237.9	31:57.623	17	1	3:13.257	49.431	1:01.503	1:22.323	191.5	49:12.546
14	1	2:20.264	53.450	41.538	45.276	144.6	34:17.887	18	1	3:08.658	1:21.865	54.347	52.446	78.5	52:21.204
15	1	2:09.497	43.992	40.544	44.961	238.9	36:27.384	19	1	3:04.797	50.896	50.628	1:23.273	192.5	55:26.001
16	1	2:10.664	44.180	40.708	45.776	240.0	38:38.048	20	1	3:06.436	1:17.243	57.164	52.029	80.8	58:32.437
17	1	3:23.564	49.887	1:11.613	1:22.064	238.4	42:01.612	21	1	2:30.236	50.892	46.946	52.398	189.8	1:01:02.673
18	1	3:17.337	1:17.575	1:13.246	46.516	80.8	45:18.949								
19	1	2:43.540	45.335	42.859	1:15.346	238.4	48:02.489								
20	1	3:19.710	1:17.971	1:11.798	49.941	79.6	51:22.199								
21	1	2:10.813	44.669	40.608	45.536	235.8	53:33.012								
22	1	3:40.624	1:00.136	1:12.940	1:27.548	238.4	57:13.636								
23	1	2:12.773	47.629	40.576	44.568	184.6	59:26.409								
24	1	2:10.093	43.686	40.590	45.817	241.6	1:01:36.502								

155 BMW 2002 TI 1975

1. Charles VEILLARD TC2

1	1	2:59.298	58.701	46.864	1:13.733		2:59.298
2	1	3:04.605	1:11.807	1:03.323	49.475	90.4	6:03.903
3	1	2:20.241	47.310	43.540	49.391	201.5	8:24.144
4	1	2:20.860	47.590	43.963	49.307	208.5	10:45.004
5	1	2:18.961	46.951	42.718	49.292	205.7	13:03.965
6	1	2:19.738	47.462	43.131	49.145	205.7	15:23.703
7	1	2:21.167	48.894	43.154	49.119	197.1	17:44.870
8	1	2:19.984	47.830	43.052	49.102	206.1	20:04.854
9	1	2:18.603	46.801	42.884	48.918	204.9	22:23.457
10	1	2:19.571	46.871	43.298	49.402	204.2	24:43.028
11	1	2:21.881	49.552	43.095	49.234	161.0	27:04.909
12	1	4:43.564 B	48.416	42.809	3:12.339	205.3	31:48.473
13	1	2:26.348	54.780	42.837	48.731	138.5	34:14.821
14	1	2:19.155	46.934	43.317	48.904	202.2	36:33.976
15	1	2:17.823	46.532	42.438	48.853	203.0	38:51.799
16	1	3:24.687	55.843	1:04.251	1:24.593	202.6	42:16.486
17	1	3:13.456	1:18.170	1:06.613	48.673	80.1	45:29.942
18	1	2:59.360	47.665	46.415	1:25.280	202.6	48:29.302
19	1	3:14.637	1:18.324	1:07.313	49.000	79.0	51:43.939
20	1	2:34.657	46.533	43.950	1:04.174	203.0	54:18.596
21	1	3:25.190	1:11.583	1:12.000	1:01.607	91.8	57:43.786
22	1	2:20.434	46.978	43.473	49.983	201.9	1:00:04.220
23	1	2:21.231	47.908	43.856	49.467	199.6	1:02:25.451

246 Ford Falcon Sprint 1964

1. Toni SEILER TC1

1	1	3:21.875	1:08.456	49.309	1:24.110		3:21.875
2	1	3:06.816	1:19.716	55.453	51.647	76.4	6:28.691
3	1	2:34.191	52.547	48.087	53.557	194.9	9:02.882
4	1	2:31.079	51.428	47.231	52.420	193.5	11:33.961
5	1	2:28.853	50.538	46.485	51.830	192.9	14:02.814
6	1	2:30.175	51.050	46.273	52.852	193.2	16:32.989
7	1	2:30.608	50.350	46.691	53.567	192.5	19:03.597