

# ENDURANCE RACING LEGENDS

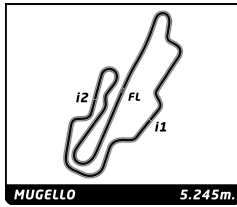
## MUGELLO CLASSIC

### RACE 1

### Sector Analysis

■ Personal Best ■ Session Best B Crossing the finish line in pit lane

Lap	D	Time	Sector 1	Sector 2	Sector 3	T. Spd	Elapsed	Lap	D	Time	Sector 1	Sector 2	Sector 3	T. Spd	Elapsed
<b>7</b>	<b>Bentley Speed 8 2003</b> 1. Shaun LYNN LMP1B							10	2	2:58.605	1:00.418	46.211	1:11.976	124.7	27:28.267
1	1	2:03.574	47.399	36.108	40.067		2:03.574	11	2	2:59.767	1:19.145	51.370	49.252	80.3	30:28.034
2	1	1:51.502	38.603	34.341	38.558	275.5	3:55.076	12	2	2:18.042	46.201	43.312	48.529	227.4	32:46.076
3	1	1:50.370	38.007	34.196	38.167	274.1	5:45.446	13	2	2:13.950	45.810	42.443	45.697	246.0	35:00.026
4	1	1:52.227	37.918	34.958	39.351	277.6	7:37.673	14	2	2:10.908	44.710	41.031	45.167	248.3	37:10.934
5	1	1:52.847	38.783	34.515	39.549	276.9	9:30.520	15	2	2:10.322	43.515	41.830	44.977	252.3	39:21.256
6	1	1:51.289	37.570	33.351	40.368	276.2	11:21.809	16	2	<b>2:09.273</b>	<b>42.934</b>	41.605	<b>44.734</b>	251.7	41:30.529
7	1	1:49.135	37.571	33.222	38.342	279.1	13:10.944	17	2	2:10.048	43.458	<b>41.011</b>	45.579	239.5	43:40.577
8	1	1:56.858	38.895	37.750	40.213	235.3	15:07.802	<b>14 Riley &amp; Scott MK III C 2003</b> 1. Xavier MICHERON LMP1B 2. Antoine WEIL							
9	1	2:18.134	B 37.296	35.125	1:05.713	274.8	17:25.936	1	1	2:13.388	51.809	38.935	42.644		2:13.388
10	1	2:56.879	1:44.967	33.526	38.386	193.5	20:22.815	2	1	2:02.532	42.417	38.752	41.363	272.0	4:15.920
11	1	1:49.335	37.121	34.748	37.466	276.9	22:12.150	3	1	1:59.138	40.520	37.573	41.045	274.1	6:15.058
12	1	1:48.593	36.574	32.448	39.571	274.8	24:00.743	4	1	1:55.059	39.300	36.243	39.516	274.1	8:10.117
13	1	1:51.035	38.828	34.589	37.618	275.5	25:51.778	5	1	1:57.770	39.658	37.032	41.080	274.8	10:07.887
14	1	2:43.659	36.991	48.576	1:18.092	276.9	28:35.437	6	1	1:55.473	39.287	36.228	39.958	274.1	12:03.360
15	1	3:59.998	1:43.847	1:08.304	1:07.847	81.8	32:35.435	7	1	1:55.583	40.042	35.998	39.543	274.8	13:58.943
16	1	1:48.760	38.563	32.971	37.226	264.1	34:24.195	8	1	1:55.657	39.699	36.093	39.865	274.1	15:54.600
17	1	<b>1:45.630</b>	36.585	<b>31.826</b>	<b>37.219</b>	276.9	36:09.825	9	1	1:56.334	39.449	36.391	40.494	274.8	17:50.934
18	1	1:47.000	<b>36.435</b>	33.094	37.471	276.2	37:56.825	10	1	1:56.855	39.508	36.424	40.923	275.5	19:47.789
19	1	1:49.093	36.868	33.425	38.800	276.9	39:45.918	11	1	1:57.312	39.111	36.216	41.985	275.5	21:45.101
20	1	1:46.834	36.743	32.689	37.402	272.0	41:32.752	12	1	3:20.488	B 42.067	36.429	2:01.992	272.0	25:05.589
<b>8 Aston Martin DBR9 2006</b> 1. Franz WUNDERLICH GT1B								13	1	2:32.582	47.021	35.765	1:09.796	191.8	27:38.171
1	1	2:21.402	55.249	41.098	45.055		2:21.402	14	1	2:52.959	1:16.104	55.627	41.228	80.1	30:31.130
2	1	2:09.073	44.154	40.355	44.564	252.9	4:30.475	15	1	2:13.652	43.737	43.147	46.768	274.8	32:44.782
3	1	2:08.575	43.092	41.241	44.242	254.1	6:39.050	16	1	2:04.482	42.655	38.726	43.101	235.3	34:49.264
4	1	2:09.195	43.393	41.521	44.281	256.5	8:48.245	17	1	1:56.865	39.399	38.391	39.075	275.5	36:46.129
5	1	2:08.889	43.905	40.474	44.510	244.9	10:57.134	18	1	<b>1:53.262</b>	39.014	<b>35.566</b>	<b>38.682</b>	274.8	38:39.391
6	1	2:07.712	43.335	40.034	44.343	246.0	13:04.846	19	1	1:54.117	<b>38.660</b>	36.203	39.254	275.5	40:33.508
7	1	2:10.819	43.846	42.740	44.233	249.4	15:15.665	20	1	1:56.110	38.785	36.973	40.352	273.4	42:29.618
8	1	3:49.267	B 44.831	41.931	2:22.505	231.3	19:04.932	<b>16 Aston Martin V8 Vantage GT2 2010</b> 1. Pierre-Alain FRANCE GT2C 2. Erwin FRANCE							
9	1	2:14.214	53.338	38.950	41.926	149.6	21:19.146	1	1	2:25.303	56.532	42.584	46.187		2:25.303
10	1	1:59.629	40.578	37.282	41.769	259.0	23:18.775	2	1	2:13.422	46.635	41.331	45.456	224.1	4:38.725
11	1	2:03.739	40.980	40.438	42.321	256.5	25:22.514	3	1	2:09.095	43.726	40.177	45.192	240.5	6:47.820
12	1	2:29.693	41.642	37.657	1:10.394	249.4	27:52.207	4	1	2:07.963	43.541	39.670	44.752	240.5	8:55.783
13	1	3:18.749	1:13.944	1:00.183	1:04.622	76.7	31:10.956	5	1	2:08.253	43.916	40.127	44.210	238.9	11:04.036
14	1	2:18.012	54.589	41.517	41.906	159.8	33:28.968	6	1	2:07.856	44.179	39.554	44.123	243.8	13:11.892
15	1	2:02.090	41.877	38.878	41.335	251.7	35:31.058	7	1	2:06.317	43.162	39.519	43.636	241.6	15:18.209
16	1	1:59.319	40.534	37.624	41.161	259.0	37:30.377	8	1	2:10.279	42.977	41.921	45.381	244.3	17:28.488
17	1	2:00.251	40.920	37.259	42.072	260.2	39:30.628	9	1	2:08.817	44.061	40.447	44.309	241.6	19:37.305
18	1	1:59.424	40.241	37.624	41.559	263.4	41:30.052	10	1	3:28.905	B 43.052	40.968	2:04.885	242.2	23:06.210
19	1	<b>1:57.751</b>	<b>40.159</b>	<b>36.901</b>	<b>40.691</b>	252.3	43:27.803	11	2	2:18.413	53.361	40.407	44.645	161.4	25:24.623
<b>12 Porsche 993 GT2 1996</b> 1. Henrique GEMPERLE GT2A 2. Marc de SIEBENTHAL								12	2	2:54.883	43.003	44.247	1:27.633	240.5	28:19.506
1	1	2:36.648	1:02.844	45.148	48.656		2:36.648	13	2	2:54.242	1:09.147	41.801	1:03.294	64.9	31:13.748
2	1	2:20.617	46.827	44.693	49.097	233.8	4:57.265	14	2	2:20.633	53.320	42.349	44.964	157.0	33:34.381
3	1	2:19.470	46.406	44.414	48.650	238.4	7:16.735	15	2	2:07.590	44.028	39.319	44.243	242.7	35:41.971
4	1	2:22.348	47.349	45.406	49.593	246.6	9:39.083	16	2	2:06.229	43.399	39.333	<b>43.497</b>	231.8	37:48.200
5	1	2:21.312	47.024	45.872	48.416	244.3	12:00.395	17	2	2:06.606	42.904	39.648	44.054	239.5	39:54.806
6	1	2:22.270	47.637	45.016	49.617	243.8	14:22.665	18	2	<b>2:05.242</b>	<b>42.882</b>	<b>38.557</b>	43.803	238.4	42:00.048
7	1	2:20.947	47.138	44.784	49.025	227.8	16:43.612	<b>19 Panoz LMP 01 2001</b> 1. Simon WATTS LMP1B 2. Jake HILL							
8	1	2:22.235	47.694	45.233	49.308	240.5	19:05.847	1	2	2:02.934	47.853	36.295	38.786		2:02.934
9	1	5:23.815	B 46.752	45.574	3:51.489	241.6	24:29.662	2	2	1:49.865	37.792	33.997	38.076	273.4	3:52.799



# ENDURANCE RACING LEGENDS

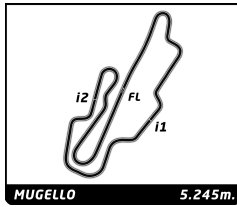
## MUGELLO CLASSIC

### RACE 1

### Sector Analysis

■ Personal Best ■ Session Best B Crossing the finish line in pit lane

Lap	D	Time	Sector 1	Sector 2	Sector 3	T. Spd	Elapsed	Lap	D	Time	Sector 1	Sector 2	Sector 3	T. Spd	Elapsed								
3	2	1:47.156	36.907	32.979	37.270	274.8	5:39.955	14	1	2:51.966	1:07.557	40.875	1:03.534	61.1	31:15.249								
4	2	1:47.160	36.649	33.051	37.460	275.5	7:27.115	15	1	2:19.506	52.857	43.392	43.257	136.2	33:34.755								
5	2	1:48.866	37.503	34.052	37.311	275.5	9:15.981	16	1	2:04.158	42.818	38.296	43.044	241.1	35:38.913								
6	2	1:51.008	38.210	35.283	37.515	276.2	11:06.989	17	1	2:04.133	41.932	38.053	44.148	246.6	37:43.046								
7	2	1:50.908	37.348	35.981	37.579	277.6	12:57.897	18	1	2:03.610	41.625	37.355	44.630	243.8	39:46.656								
8	2	1:53.390	36.867	38.665	37.858	275.5	14:51.287	19	1	2:02.087	41.317	37.624	43.146	243.2	41:48.743								
9	2	1:51.033	38.292	34.889	37.852	273.4	16:42.320	<b>29</b> Porsche 996 GT3 RS 2003															
10	2	1:47.046	37.119	32.677	37.250	274.1	18:29.366	1.Christian TRABER GT2B															
11	2	1:46.883	36.622	33.094	37.167	274.8	20:16.249	2.Nicolas TRABER															
12	2	4:07.325 B	37.136	32.532	2:57.657	270.7	24:23.574	1	1	2:22.180	56.884	41.453	43.843		2:22.180								
13	2	1:58.663	47.423	34.185	37.055	190.1	26:22.237	2	1	2:08.724	43.550	40.931	44.243	260.9	4:30.904								
14	2	3:13.852	51.671	1:14.042	1:08.139	278.4	29:36.089	3	1	2:06.165	42.896	40.510	42.759	258.4	6:37.069								
15	2	3:03.671	56.643	1:00.878	1:06.150	103.3	32:39.760	4	1	2:06.723	42.274	40.589	43.860	258.4	8:43.792								
16	2	1:51.994	40.246	34.702	37.046	244.9	34:31.754	5	1	2:01.794	41.554	38.736	41.504	262.1	10:45.586								
17	2	1:45.488	36.457	32.273	36.758	274.1	36:17.242	6	1	2:01.926	41.620	38.690	41.616	262.8	12:47.512								
18	2	1:45.600	36.237	32.185	37.178	274.8	38:02.842	7	1	2:00.546	40.588	38.388	41.570	261.5	14:48.058								
19	2	1:45.161	36.342	32.078	36.741	274.8	39:48.003	8	1	2:01.450	41.431	38.772	41.247	260.2	16:49.508								
20	2	1:44.903	36.463	32.017	36.423	275.5	41:32.906	9	1	1:59.582	39.724	36.769	43.089	262.1	18:49.090								
<b>22</b> Porsche 993 GT2 Evo 1998								10								1	1	1:58.555	40.256	36.989	41.310	259.0	20:47.645
1.Sebastian GLASER GT2A								11								1	3:28.452 B	39.954	39.264	2:09.234	260.2	24:16.097	
1	1	2:09.855	49.241	38.124	42.490		2:09.855	12	2	2:38.713	1:00.192	46.570	51.951	142.7	26:54.810								
2	1	2:00.369	40.436	37.644	42.289	257.8	4:10.224	13	2	3:09.506	1:07.760	1:04.204	57.542	93.8	30:04.316								
3	1	1:59.449	40.249	37.341	41.859	257.1	6:09.673	14	2	2:39.066	52.768	48.936	57.362	179.7	32:43.382								
4	1	1:59.547	40.252	37.378	41.917	257.8	8:09.220	15	2	2:19.254	49.528	43.198	46.528	191.5	35:02.636								
5	1	1:59.716	40.159	37.103	42.454	258.4	10:08.936	16	2	2:18.339	48.859	42.501	46.979	259.6	37:20.975								
6	1	1:58.100	39.570	36.992	41.538	259.0	12:07.036	17	2	2:12.100	44.279	41.398	46.423	255.3	39:33.075								
7	1	1:59.557	40.268	37.203	42.086	259.6	14:06.593	18	2	2:10.244	43.724	41.315	45.205	257.1	41:43.319								
8	1	3:15.733 B	40.190	37.474	1:58.069	256.5	17:22.326	<b>33</b> Ferrari 333SP 1999															
9	1	2:09.944	50.466	37.139	42.339	168.5	19:32.270	1.Michel LECOURT LMP1A															
10	1	1:58.549	39.751	37.060	41.738	257.8	21:30.819	2.Raymond NARAC															
11	1	1:59.792	40.163	37.576	42.053	257.8	23:30.611	1	1	2:18.750	53.375	41.237	44.138		2:18.750								
12	1	1:58.402	39.829	37.099	41.474	259.0	25:29.013	2	1	2:02.479	41.397	38.662	42.420	260.2	4:21.229								
13	1	2:48.597	39.865	38.443	1:30.289	259.6	28:17.610	3	1	2:00.163	41.201	37.951	41.011	260.2	6:21.392								
14	1	2:53.940	1:07.189	41.972	1:04.779	73.7	31:11.550	4	1	2:00.059	40.124	37.833	42.102	263.4	8:21.451								
15	1	2:18.182	54.197	41.705	42.280	160.2	33:29.732	5	1	1:59.784	40.319	37.563	41.902	260.9	10:21.235								
16	1	2:00.057	41.007	37.479	41.571	258.4	35:29.789	6	1	2:02.023	41.371	38.239	42.413	262.8	12:23.258								
17	1	1:58.248	39.823	36.961	41.464	258.4	37:28.037	7	1	1:59.853	40.383	37.842	41.628	262.1	14:23.111								
18	1	1:58.188	39.920	37.065	41.203	257.8	39:26.225	8	1	3:30.558 B	40.808	37.526	2:12.224	267.3	17:53.669								
19	1	1:59.667	39.922	38.124	41.621	259.6	41:25.892	9	2	2:05.671	50.378	35.810	39.483	175.0	19:59.340								
20	1	2:00.333	40.165	37.305	42.863	257.1	43:26.225	10	2	1:52.509	39.734	34.289	38.486	267.3	21:51.849								
<b>23</b> Aston Martin V8 Vantage GT2 2007								11								2	1:53.978	38.849	36.686	38.443	273.4	23:45.827	
1.Paul WHIGHT GT2C								12								2	2:45.862	37.090	40.540	1:28.232	276.2	28:21.119	
2.Gabriele TARQUINI								13								2	2:53.035	1:07.669	42.080	1:03.286	63.9	31:14.154	
1	2	2:22.869	57.735	41.327	43.807		2:22.869	14	2	2:20.361	53.168	42.321	44.872	156.7	33:34.515								
2	2	2:06.748	43.567	39.932	43.249	246.0	4:29.617	15	2	1:53.570	38.940	35.250	39.380	258.4	35:28.085								
3	2	2:04.533	43.220	39.948	41.365	245.5	6:34.150	16	2	1:50.184	37.740	34.049	38.395	275.5	37:18.269								
4	2	1:56.454	39.676	35.843	40.935	247.1	8:30.604	17	2	1:51.563	37.169	35.787	38.607	274.8	39:09.832								
5	2	1:55.246	39.143	35.670	40.433	246.6	10:25.850	18	2	1:47.953	36.804	33.959	37.190	270.0	40:57.785								
6	2	1:56.823	39.341	36.694	40.788	249.4	12:22.673	19	2	1:48.938	36.634	33.765	38.539	277.6	42:46.723								
7	2	1:56.546	38.952	35.446	42.148	248.3	14:19.219	<b>35</b> Porsche 993 GT2 Evo 1996															
8	2	1:54.421	39.068	35.142	40.211	247.7	16:13.640	1.Paul MCLEAN GT2A															
9	2	1:54.100	38.884	35.085	40.131	248.3	18:07.740	1	1	2:31.424	1:01.588	43.591	46.245		2:31.424								
10	2	1:53.869	39.062	34.831	39.976	248.8	20:01.609	2	1	2:12.718	44.600	42.394	45.724	252.9	4:44.142								
11	2	3:17.392 B	38.973	34.916	2:03.503	249.4	23:19.001	3	1	2:11.084	44.013	41.663	45.408	254.7	6:55.226								
12	1	2:15.910	52.635	39.748	43.527	171.4	25:34.911	4	1	2:12.244	43.737	42.401	46.106	253.5	9:07.470								
13	1	2:48.372	42.108	40.248	1:26.016	248.3	28:23.283																



# ENDURANCE RACING LEGENDS

## MUGELLO CLASSIC

### RACE 1

### Sector Analysis

■ Personal Best ■ Session Best B Crossing the finish line in pit lane

Lap	D	Time	Sector 1	Sector 2	Sector 3	T. Spd	Elapsed
5	1	2:11.238	43.512	42.260	45.466	253.5	11:18.708
6	1	2:12.121	44.842	41.576	45.703	252.9	13:30.829
7	1	2:11.657	43.757	42.094	45.806	251.7	15:42.486
8	1	3:39.288B	43.946	41.302	2:14.040	251.7	19:21.774
9	1	2:23.577	54.401	43.217	45.959	154.5	21:45.351
10	1	2:10.920	44.109	42.116	44.695	248.8	23:56.271
11	1	2:09.971	43.394	41.735	44.842	252.3	26:06.242
12	1	3:23.964	45.291	1:14.302	1:24.371	251.7	29:30.206
13	1	3:07.748	59.038	1:01.003	1:07.707	90.6	32:37.954
14	1	2:12.944	43.737	41.817	47.390	241.6	34:50.898
15	1	2:09.004	43.567	40.980	44.457	248.8	36:59.902
16	1	2:10.081	43.616	41.501	44.964	251.2	39:09.983
17	1	2:08.271	43.156	40.590	44.525	254.1	41:18.254
18	1	2:07.922	43.102	40.876	43.944	250.0	43:26.176

Lap	D	Time	Sector 1	Sector 2	Sector 3	T. Spd	Elapsed
1	1	2:25.557	58.251	42.928	44.378		2:25.557
2	1	2:09.705	45.765	40.648	43.292	213.0	4:35.262
3	1	2:05.823	42.965	40.420	42.438	238.4	6:41.085
4	1	2:07.030	42.225	41.635	43.170	234.3	8:48.115
5	1	1:59.946	40.415	38.382	41.149	263.4	10:48.061
6	1	2:00.283	41.400	37.616	41.267	226.4	12:48.344
7	1	1:59.812	40.562	38.399	40.851	247.1	14:48.156
8	1	1:56.707	40.164	36.171	40.372	260.9	16:44.863
9	1	1:54.751	38.609	36.826	39.316	266.7	18:39.614
10	1	1:53.146	38.351	35.830	38.965	272.0	20:32.760
11	1	3:26.985B	38.344	35.975	2:12.666	270.0	23:59.745
12	1	2:06.169	49.498	37.457	39.214	185.2	26:05.914
13	1	3:22.546	39.411	1:15.075	1:28.060	270.0	29:28.460
14	1	3:07.990	57.281	1:03.062	1:07.647	102.4	32:36.450
15	1	1:58.914	40.993	37.174	40.747	254.7	34:35.364
16	1	1:54.021	38.946	35.750	39.325	270.7	36:29.385
17	1	1:52.969	38.437	35.388	39.144	271.4	38:22.354
18	1	1:53.534	38.373	34.841	40.320	267.3	40:15.888
19	1	1:52.928	38.654	35.025	39.249	258.4	42:08.816

Lap	D	Time	Sector 1	Sector 2	Sector 3	T. Spd	Elapsed
1	1	2:20.345	54.212	41.106	45.027		2:20.345
2	1	2:09.006	44.350	40.605	44.051	250.0	4:29.351
3	1	2:07.296	43.292	40.586	43.418	243.2	6:36.647
4	1	2:05.347	42.183	40.397	42.767	254.7	8:41.994
5	1	2:02.808	41.605	38.519	42.684	252.9	10:44.802
6	1	2:05.106	42.155	39.463	43.488	252.3	12:49.908
7	1	2:06.797	42.326	40.891	43.580	255.3	14:56.705
8	1	3:51.204B	44.089	39.195	2:27.920	252.3	18:47.909
9	2	2:11.971	51.462	38.779	41.730	174.8	20:59.880
10	2	1:57.753	40.624	36.629	40.500	252.9	22:57.633
11	2	1:56.571	39.993	36.286	40.292	254.1	24:54.204
12	2	2:05.023	40.240	36.656	48.127	257.1	26:59.227
13	2	3:05.484	1:09.904	58.607	56.973	94.1	30:04.711
14	2	2:38.821	52.587	49.350	56.884	176.2	32:43.532
15	2	2:02.595	42.674	38.700	41.221	244.3	34:46.127
16	2	1:57.319	40.575	36.335	40.409	253.5	36:43.446
17	2	1:55.396	39.248	35.938	40.210	252.9	38:38.842
18	2	1:57.125	40.054	36.484	40.587	252.9	40:35.967

Lap	D	Time	Sector 1	Sector 2	Sector 3	T. Spd	Elapsed
19	2	1:57.486	39.575	36.485	41.426	254.7	42:33.453

**45** Lucchini SR2 2002  
1. Gianluigi CANDIANI LMP2B

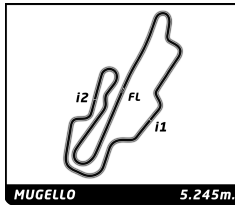
Lap	D	Time	Sector 1	Sector 2	Sector 3	T. Spd	Elapsed
1	1	2:22.104	54.864	41.189	46.051		2:22.104
2	1	2:11.996	45.160	40.637	46.199	225.0	4:34.100
3	1	2:08.008	42.660	40.389	44.959	227.4	6:42.108
4	1	2:08.813	42.680	40.731	45.402	227.8	8:50.921
5	1	2:07.662	42.553	39.814	45.295	226.9	10:58.583
6	1	2:08.152	42.748	40.921	44.483	225.9	13:06.735
7	1	2:07.541	42.512	41.016	44.013	227.8	15:14.276
8	1	4:41.838B	42.516	38.914	3:20.408	225.5	19:56.114
9	1	2:33.723	1:02.154	44.222	47.347	132.7	22:29.837
10	1	2:07.606	44.835	39.440	43.331	224.1	24:37.443
11	1	8:04.624B	41.737	38.881	6:44.006	225.5	32:42.067

**51** Cannibal Chevrolet IMSA 1998  
1. Edouard DEGUEMP LMP1A

Lap	D	Time	Sector 1	Sector 2	Sector 3	T. Spd	Elapsed
1	1	2:45.235	1:06.470	48.265	50.500		2:45.235
2	1	2:27.649	48.986	47.769	50.894	198.5	5:12.884
3	1	2:27.862	49.190	47.515	51.157	203.0	7:40.746
4	1	2:28.106	49.594	47.848	50.664	199.3	10:08.852
5	1	2:29.684	48.952	49.143	51.589	211.4	12:38.536
6	1	2:35.504	49.400	53.102	53.002	208.9	15:14.040
7	1	6:15.165B	51.419	47.218	4:36.528	192.2	21:29.205
8	1	2:32.780	58.001	48.385	46.394	126.9	24:01.985
9	1	2:15.161	44.373	44.045	46.743	228.3	26:17.146
10	1	3:16.237	53.121	1:12.570	1:10.546	229.8	29:33.383
11	1	3:06.211	58.602	1:00.127	1:07.482	102.2	32:39.594
12	1	2:18.993	50.199	42.954	45.840	175.6	34:58.587
13	1	2:09.804	43.114	41.642	45.048	220.0	37:08.391
14	1	2:10.366	43.188	42.155	45.023	220.9	39:18.757
15	1	2:10.648	43.455	41.912	45.281	226.4	41:29.405
16	1	2:14.100	45.753	42.646	45.701	203.0	43:43.505

**55** Ferrari 458 GTE 2011  
1. Xavier GALANT INV

Lap	D	Time	Sector 1	Sector 2	Sector 3	T. Spd	Elapsed
1	1	2:33.512	1:02.585	44.368	46.559		2:33.512
2	1	2:15.196	45.663	43.543	45.990	259.0	4:48.708
3	1	2:13.034	44.759	42.673	45.602	258.4	7:01.742
4	1	2:12.382	45.078	42.012	45.292	259.6	9:14.124
5	1	2:12.327	45.313	41.558	45.456	260.2	11:26.451
6	1	2:07.697	43.337	40.888	43.472	260.2	13:34.148
7	1	2:08.038	43.597	40.655	43.786	260.2	15:42.186
8	1	2:08.657	42.809	40.833	45.015	260.9	17:50.843
9	1	2:35.093B	42.859	40.132	1:12.102	244.9	20:25.936
10	1	3:27.173	2:02.362	41.011	43.800	162.7	23:53.109
11	1	2:09.428	44.032	41.176	44.220	260.2	26:02.537
12	1	3:27.109	44.245	1:15.008	1:27.856	260.2	29:29.646
13	1	3:07.430	57.116	1:02.674	1:07.640	98.3	32:37.076
14	1	2:07.754	43.007	40.995	43.752	250.0	34:44.830
15	1	2:08.415	43.468	40.967	43.980	258.4	36:53.245
16	1	2:08.154	43.627	40.350	44.177	260.2	39:01.399
17	1	2:06.868	43.009	40.203	43.656	258.4	41:08.267
18	1	2:07.424	43.059	40.232	44.133	259.0	43:15.691



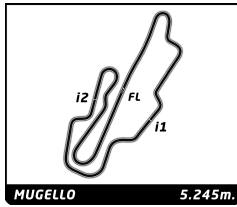
# ENDURANCE RACING LEGENDS MUGELLO CLASSIC RACE 1

## Sector Analysis

Personal Best Session Best B Crossing the finish line in pit lane

Lap	D	Time	Sector 1	Sector 2	Sector 3	T. Spd	Elapsed	Lap	D	Time	Sector 1	Sector 2	Sector 3	T. Spd	Elapsed	
<b>59</b>		Porsche 993 GT2 Evo 1999					GT2A		4	1	2:07.100	43.619	39.813	43.668	248.3	8:55.711
		1.Rémi TERRAIL							5	1	2:07.475	42.414	41.258	43.803	253.5	11:03.186
		2.Jürg AEBERHARD							6	1	2:07.381	43.420	40.383	43.578	255.9	13:10.567
1	1	2:35.221	1:13.049	39.229	42.943	125.7	2:35.221	7	1	2:06.390	42.940	39.931	43.519	246.6	15:16.957	
2	1	2:02.867	42.049	37.685	43.133	252.9	4:38.088	8	1	2:10.510	43.822	41.903	44.785	257.1	17:27.467	
3	1	2:01.636	40.334	38.761	42.541	250.6	6:39.724	9	1	2:06.361	42.600	39.598	44.163	253.5	19:33.828	
4	1	2:02.345	40.328	39.369	42.648	254.7	8:42.069	10	1	2:06.371	42.690	40.061	43.620	254.7	21:40.199	
5	1	<b>1:55.408</b>	39.269	<b>35.770</b>	<b>40.369</b>	256.5	10:37.477	11	1	3:30.113 B	43.750	40.820	2:05.543	237.9	25:10.312	
									12	1	3:08.238	56.584	43.453	1:28.201	133.0	28:18.550
									13	1	2:54.539	1:08.968	41.882	1:03.689	70.5	31:13.089
									14	1	2:19.092	53.343	42.424	43.325	163.9	33:32.181
									15	1	2:06.301	43.064	39.820	43.417	251.7	35:38.482
									16	1	2:05.342	43.083	39.433	<b>42.826</b>	254.7	37:43.824
									17	1	2:03.897	<b>41.875</b>	<b>38.789</b>	43.233	250.6	39:47.721
									18	1	<b>2:03.887</b>	41.955	38.813	43.119	234.3	41:51.608
<b>60</b>		Keiler K II 1998					LMP1A									
		1.Marc JULLY														
1	1	2:22.433	55.792	41.877	44.764		2:22.433									
2	1	2:09.053	43.672	41.087	44.294	243.8	4:31.486									
3	1	2:08.565	42.822	41.375	44.368	257.1	6:40.051									
4	1	2:08.637	42.574	41.669	44.394	253.5	8:48.688									
5	1	2:09.355	43.874	40.990	44.491	254.7	10:58.043									
6	1	2:07.149	42.709	41.131	43.309	254.7	13:05.192									
7	1	2:06.994	43.606	40.224	43.164	252.3	15:12.186									
8	1	2:04.988	42.291	39.812	42.885	255.3	17:17.174									
9	1	2:06.610	42.546	40.767	43.297	255.3	19:23.784									
10	1	4:54.552 B	42.614	40.904	3:31.034	253.5	24:18.336									
11	1	2:17.213	53.808	40.593	42.812	160.5	26:35.549									
12	1	3:05.685	1:05.878	1:10.764	49.043	220.4	29:41.234									
13	1	2:59.608	55.807	59.650	1:04.151	72.5	32:40.842									
14	1	2:08.041	43.572	40.956	43.513	213.0	34:48.883									
15	1	2:01.634	41.318	39.247	41.069	255.9	36:50.517									
16	1	1:59.156	40.817	37.661	<b>40.678</b>	257.1	38:49.673									
17	1	1:58.928	40.349	37.843	40.736	257.1	40:48.601									
18	1	<b>1:57.516</b>	<b>40.034</b>	<b>36.786</b>	40.696	256.5	42:46.117									
<b>69</b>		DODGE Viper GTS-R 2000					GT1B									
		1. Mr JOHN OF B														
		2.Soheil AYARI														
1	1	2:37.898	1:14.483	40.133	43.282	130.0	2:37.898									
2	1	2:04.704	41.401	39.302	44.001	261.5	4:42.602									
3	1	2:03.770	41.599	39.663	42.508	264.7	6:46.372									
4	1	2:02.449	40.805	38.529	43.115	259.6	8:48.821									
5	1	2:01.447	41.273	37.947	42.227	255.9	10:50.268									
6	1	2:02.265	41.435	38.490	42.340	265.4	12:52.533									
7	1	2:04.684	41.163	41.107	42.414	266.0	14:57.217									
8	1	2:03.517	42.659	38.842	42.016	254.1	17:00.734									
9	1	2:25.202 B	40.941	38.446	1:05.815	263.4	19:25.936									
10	2	3:21.965	2:00.683	39.387	41.895	146.5	22:47.901									
11	2	1:56.431	40.175	36.519	39.737	264.7	24:44.332									
12	2	1:54.556	39.073	35.636	39.847	268.0	26:38.888									
13	2	3:03.106	1:03.130	1:10.959	49.017	268.7	29:41.994									
14	2	2:58.924	56.355	59.089	1:03.480	65.9	32:40.918									
15	2	1:57.735	41.599	36.902	39.234	231.8	34:38.653									
16	2	1:52.909	38.554	35.231	39.124	266.7	36:31.562									
17	2	<b>1:51.952</b>	<b>38.254</b>	<b>34.842</b>	<b>38.856</b>	267.3	38:23.514									
18	2	1:52.976	38.405	<b>34.838</b>	39.733	266.7	40:16.490									
19	2	1:53.466	38.625	35.745	39.096	267.3	42:09.956									
<b>77</b>		Porsche 997 GT3 RSR 2007					GT2C									
		1.Michael ERLICH														
1	1	2:25.162	57.383	42.070	45.709		2:25.162									
2	1	2:06.841	42.326	40.560	43.955	255.3	4:32.003									
3	1	2:05.488	42.725	40.398	42.365	258.4	6:37.491									
4	1	2:06.061	42.033	40.158	43.870	257.1	8:43.552									
5	1	2:01.621	<b>40.450</b>	38.364	42.807	257.8	10:45.173									
6	1	2:00.651	40.855	37.762	42.034	256.5	12:45.824									
7	1	2:01.298	41.941	37.830	41.527	255.9	14:47.122									
8	1	3:23.488 B	42.030	39.819	2:01.639	254.1	18:10.610									
9	1	2:12.465	51.045	39.146	42.274	166.4	20:23.075									
10	1	2:01.902	41.425	38.191	42.286	255.9	22:24.977									
11	1	2:01.212	41.340	37.888	41.984	255.3	24:26.189									
12	1	2:00.857	41.068	37.974	41.815	255.3	26:27.046									
13	1	3:11.580	51.184	1:12.030	1:08.366	256.5	29:38.626									
14	1	3:01.540	57.292	59.427	1:04.821	75.9	32:40.166									
15	1	2:06.259	42.133	39.091	45.035	228.3	34:46.425									
16	1	2:02.003	42.014	37.609	42.380	251.7	36:48.428									
17	1	<b>2:00.163</b>	40.679	37.684	41.800	255.3	38:48.591									
18	1	2:00.241	41.078	37.665	<b>41.498</b>	254.7	40:48.832									
19	1	2:00.977	41.637	<b>37.153</b>	42.187	254.1	42:49.809									
<b>99</b>		Porsche 996 GT3-RS 2001					GT2B									
		1.Simon EVANS														
1	1	2:28.495	59.643	42.812	46.040		2:28.495									
2	1	2:13.760	44.326	43.431	46.003	237.9	4:42.255									
3	1	2:11.799	44.320	41.666	45.813	231.3	6:54.054									
4	1	2:13.484	44.284	42.269	46.931	235.3	9:07.538									
5	1	2:14.085	44.741	43.107	46.237	230.8	11:21.623									
6	1	2:12.770	44.571	41.886	46.313	230.8	13:34.393									
7	1	3:39.307 B	44.586	43.404	2:11.317	225.9	17:13.700									
8	1	2:22.393	53.789	41.980	46.624	148.4	19:36.093									
9	1	2:10.632	43.933	41.652	45.047	236.8	21:46.725									
10	1	2:10.379	44.208	41.094	45.077	237.9	23:57.104									
11	1	2:10.092	43.578	41.024	45.490	238.9	26:07.196									
12	1	3:23.580	47.648	1:11.674	1:24.258	237.9	29:30.776									
13	1	3:07.966	58.827	1:01.397	1:07.742	82.4	32:38.742									
14	1	2:13.112	45.083	41.170	46.859	226.9	34:51.854									
15	1	2:09.407	43.772	40.933	44.702	239.5	37:01.261									
16	1	2:09.574	43.818	40.680	45.076	237.9	39:10.835									
17	1	<b>2:08.072</b>	43.577	<b>40.269</b>	<b>44.226</b>	236.3	41:18.907									





# ENDURANCE RACING LEGENDS

## MUGELLO CLASSIC

### RACE 1

### Sector Analysis

Personal Best Session Best B Crossing the finish line in pit lane

Lap	D	Time	Sector 1	Sector 2	Sector 3	T. Spd	Elapsed	Lap	D	Time	Sector 1	Sector 2	Sector 3	T. Spd	Elapsed
18	1	2:08.476	43.011	40.723	44.742	238.4	43:27.383	13	1	2:18.896	49.114	42.902	46.880	213.0	34:58.752
<b>108</b> Porsche 993 GT2 Evo 1998 1. Peter FAIRBAIRN GT2A								<b>140</b> Porsche 993 GT2 Evo 1997 1. Paul HOWELLS GT2A							
1	1	3:02.053	1:21.220	49.215	51.618	125.4	3:02.053	1	1	2:43.709	1:05.644	46.962	51.103		2:43.709
2	1	2:25.619	49.166	46.604	49.849	209.7	5:27.672	2	1	2:21.380	47.929	44.653	48.798	211.8	5:05.089
3	1	2:23.785	48.322	45.502	49.961	223.1	7:51.457	3	1	2:24.521	47.594	47.648	49.279	206.9	7:29.610
4	1	2:25.136	48.879	46.227	50.030	223.6	10:16.593	4	1	2:18.826	46.947	44.491	47.388	221.8	9:48.436
5	1	2:25.056	48.723	45.700	50.633	226.4	12:41.649	5	1	2:15.030	45.470	43.043	46.517	232.8	12:03.466
6	1	2:26.134	49.079	47.728	49.327	220.0	15:07.783	6	1	2:17.977	46.225	43.775	47.977	214.3	14:21.443
7	1	2:23.668	48.513	45.939	49.216	217.7	17:31.451	7	1	2:13.996	45.571	42.252	46.173	228.3	16:35.439
8	1	2:20.572	47.326	44.614	48.632	225.5	19:52.023	8	1	3:37.839 B	45.659	42.772	2:09.408	235.3	20:13.278
9	1	4:18.506 B	48.253	44.060	2:46.193	226.9	24:10.529	9	1	2:25.897	56.043	43.130	46.724	145.6	22:39.175
10	1	2:43.040	1:02.128	45.908	55.004	133.3	26:53.569	10	1	2:14.544	44.986	42.548	47.010	232.3	24:53.719
11	1	3:10.022	1:07.370	1:03.365	59.287	104.9	30:03.591	11	1	2:38.007	44.664	41.926	1:11.417	224.1	27:31.726
12	1	2:39.295	52.165	47.880	59.250	175.9	32:42.886	12	1	3:34.567	1:19.990	1:04.585	1:09.992	77.9	31:06.293
13	1	2:23.666	48.955	45.617	49.094	194.9	35:06.552	13	1	2:34.971	58.800	47.630	48.541	117.4	33:41.264
14	1	2:21.506	47.980	44.333	49.193	220.4	37:28.058	14	1	2:14.193	45.239	43.056	45.898	228.8	35:55.457
15	1	2:20.762	47.727	43.596	49.439	216.0	39:48.820	15	1	2:11.764	44.380	41.634	45.750	238.9	38:07.221
16	1	2:19.411	46.916	43.822	48.673	229.8	42:08.231	16	1	2:14.047	44.253	41.470	48.324	231.8	40:21.268
<b>115</b> Porsche 996 GT3-RSR 2005 1. Marc DEVIS GT2C 2. Christian GLÄSEL								<b>176</b> Porsche 996 GT3-RSR 2006 1. Maurizio FRATTI GT2C							
1	1	2:25.429	58.491	42.853	44.085		2:25.429	1	1	2:19.732	53.042	41.285	45.405		2:19.732
2	1	2:07.395	42.777	40.309	44.309	233.8	4:32.824	2	1	2:09.246	44.255	40.925	44.066	251.7	4:28.978
3	1	2:07.333	42.201	41.044	44.088	254.7	6:40.157	3	1	2:07.163	43.392	40.453	43.318	250.0	6:36.141
4	1	2:04.452	42.691	40.052	41.709	245.5	8:44.609	4	1	2:07.123	42.196	40.883	44.044	252.3	8:43.264
5	1	2:03.017	40.961	39.167	42.889	257.1	10:47.626	5	1	2:04.247	41.773	39.444	43.030	252.9	10:47.511
6	1	2:00.380	40.459	38.578	41.343	253.5	12:48.006	6	1	2:04.069	42.594	38.956	42.519	255.3	12:51.580
7	1	2:00.533	40.337	38.423	41.773	257.1	14:48.539	7	1	2:05.438	41.523	40.824	43.091	253.5	14:57.018
8	1	2:02.768	41.351	39.548	41.869	253.5	16:51.307	8	1	2:05.165	42.608	38.611	43.946	254.7	17:02.183
9	1	3:41.739 B	40.264	37.903	2:23.572	255.3	20:33.046	9	1	2:02.170	41.078	38.212	42.880	251.7	19:04.353
10	2	2:16.823	54.121	40.655	42.047	153.8	22:49.869	10	1	2:02.170	41.546	38.351	42.273	251.7	21:06.523
11	2	2:01.759	41.222	37.923	42.614	254.7	24:51.628	11	1	2:19.413 B	41.252	38.053	1:00.108	252.3	23:25.936
12	2	2:20.168	40.354	37.483	1:02.331	255.3	27:11.796	12	1	3:13.559	1:51.890	39.174	42.495	170.3	26:39.495
13	2	3:06.310	1:19.311	57.557	49.442	79.9	30:18.106	13	1	3:08.612	1:04.484	1:11.961	52.167	253.5	29:48.107
14	2	2:25.506	43.436	46.260	55.810	208.9	32:43.612	14	1	2:53.631	51.215	59.569	1:02.847	123.1	32:41.738
15	2	2:07.195	43.481	38.928	44.786	212.6	34:50.807	15	1	2:07.868	43.378	40.495	43.995	232.3	34:49.606
16	2	2:02.753	40.589	38.758	43.406	254.7	36:53.560	16	1	2:03.844	41.140	39.205	43.499	250.6	36:53.450
17	2	1:57.811	40.561	36.451	40.799	256.5	38:51.371	17	1	2:00.930	41.931	37.489	41.510	253.5	38:54.380
18	2	1:57.981	39.830	37.172	40.979	255.3	40:49.352	18	1	1:59.540	40.705	37.359	41.476	251.7	40:53.920
19	2	1:58.442	40.694	36.612	41.136	257.1	42:47.794	19	1	1:59.615	40.321	37.942	41.352	251.2	42:53.535
<b>123</b> Chevrolet Corvette Z06R 2007 1. André WIGET INV															
1	1	2:37.923	1:03.327	45.463	49.133		2:37.923								
2	1	2:19.681	46.218	44.894	48.569	238.4	4:57.604								
3	1	2:19.929	46.448	44.869	48.612	225.0	7:17.533								
4	1	2:21.967	46.800	45.958	49.209	234.3	9:39.500								
5	1	2:21.446	46.743	46.422	48.281	226.4	12:00.946								
6	1	2:23.589	47.600	46.161	49.828	239.5	14:24.535								
7	1	4:33.301 B	46.242	44.719	3:02.340	231.3	18:57.836								
8	1	2:44.165	1:02.095	49.556	52.514	130.4	21:42.001								
9	1	2:23.393	50.749	43.897	48.747	213.4	24:05.394								
10	1	2:15.015	45.779	42.104	47.132	233.3	26:20.409								
11	1	3:16.852	56.582	1:11.943	1:08.327	241.1	29:37.261								
12	1	3:02.595	57.938	59.374	1:05.283	92.9	32:39.856								