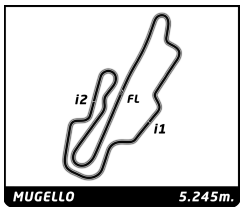

CLASSIC ENDURANCE RACING 1
MUGELLO CLASSIC
RACE

Sector Analysis

Personal Best | Session Best | **B** Crossing the finish line in pit lane

4 — Porsche 917 K 1971
1.Claudio RODDARO — P+2L

Lap	D	Time	Sector 1	Sector 2	Sector 3	T. Spd	Elapsed
1	1	2:33.613	59.358	46.591	47.664		2:33.613
2	1	2:11.553	45.671	41.973	43.909	232.8	4:45.166
3	1	2:04.343	42.873	38.821	42.649	250.6	6:49.509
4	1	2:06.910	42.492	39.882	44.536	264.7	8:56.419
5	1	2:23.268	41.480	38.307	1:03.481	261.5	11:19.687
6	1	3:59.871	1:17.410	1:13.697	1:28.764	81.0	15:19.558
7	1	2:39.899	1:14.800	40.458	44.641	79.9	17:59.457
8	1	2:02.386	41.931	38.032	42.423	263.4	20:01.843
9	1	2:06.212	43.004	39.271	43.937	241.1	22:08.055
10	1	2:04.158	42.584	38.683	42.891	260.9	24:12.213
11	1	2:08.867	43.917	38.965	45.985	249.4	26:21.080

7 — Lola T70 Mk III B 1969
1.Toni SEILER — P+2L

Lap	D	Time	Sector 1	Sector 2	Sector 3	T. Spd	Elapsed
1	1	2:58.899	55.291	1:07.239	56.369		2:58.899
2	1	2:08.938	42.858	42.237	43.843	251.7	5:07.837
3	1	2:06.461	42.041	41.451	42.969	253.5	7:14.298
4	1	2:05.725	42.796	39.778	43.151	254.1	9:20.023
5	1	3:05.289	41.198	52.253	1:31.838	261.5	12:25.312
6	1	4:01.148	1:22.102	1:16.363	1:22.683	72.9	16:26.460
7	1	2:03.825	42.460	38.812	42.553	230.8	18:30.285
8	1	2:01.936	41.074	38.391	42.471	260.9	20:32.221
9	1	2:01.742	40.954	38.569	42.219	262.1	22:33.963
10	1	2:03.546	41.228	39.514	42.804	263.4	24:37.509
11	1	2:39.713	42.333	42.268	1:15.112	260.2	27:17.222
12	1	5:06.182 **B**	1:13.835	1:11.235	2:41.112	84.1	32:23.404
13	1	2:21.552	58.335	40.440	42.777	149.6	34:44.956
14	1	2:02.988	41.188	38.853	42.947	260.2	36:47.944
15	1	2:03.763	41.370	39.184	43.209	257.8	38:51.707
16	1	2:04.164	41.564	38.885	43.715	259.0	40:55.871
17	1	2:02.658	41.513	38.258	42.887	261.5	42:58.529
18	1	2:04.086	41.240	39.891	42.955	232.8	45:02.615
19	1	2:03.170	41.727	37.927	43.516	261.5	47:05.785
20	1	2:02.191	41.021	38.569	42.601	258.4	49:07.976
21	1	2:02.972	41.496	38.668	42.808	259.0	51:10.948
22	1	2:02.953	40.980	39.458	42.515	262.1	53:13.901
23	1	2:04.165	42.269	38.985	42.911	259.6	55:18.066
24	1	2:04.894	41.823	40.442	42.629	262.1	57:22.960
25	1	2:03.302	42.035	38.469	42.798	248.8	59:26.262
26	1	2:01.144	40.890	38.166	42.088	259.6	1:01:27.406

9 — Porsche 911 Carrera RSR 3.0 (C) 1975
1.Jean-Claude TORRE — GT1

Lap	D	Time	Sector 1	Sector 2	Sector 3	T. Spd	Elapsed
1	1	2:49.458	1:08.809	48.692	51.957		2:49.458
2	1	2:30.772	50.909	48.009	51.854	203.8	5:20.230
3	1	2:26.352	48.710	47.481	50.161	205.7	7:46.582
4	1	2:24.640	47.536	45.965	51.139	208.1	10:11.222
5	1	4:15.374 **B**	1:00.668	1:12.451	2:02.255	213.4	14:26.596
6	1	3:06.914	1:14.605	1:01.134	51.175	90.0	17:33.510
7	1	2:24.479	48.774	45.266	50.439	199.3	19:57.989
8	1	2:27.097	48.808	47.487	50.802	204.2	22:25.086
9	1	2:23.860	48.981	44.851	50.028	204.5	24:48.946
10	1	3:07.614	47.273	50.482	1:29.859	201.1	27:56.560
11	1	4:55.678 **B**	1:15.818	1:06.475	2:33.385	84.2	32:52.238
12	1	2:30.252	56.903	43.947	49.402	139.5	35:22.490
13	1	2:24.413	49.405	44.381	50.627	198.9	37:46.903
14	1	2:20.118	47.309	43.482	49.327	201.5	40:07.021
15	1	2:22.297	48.228	44.301	49.768	203.0	42:29.318
16	1	2:20.663	47.369	43.910	49.384	202.6	44:49.981
17	1	2:20.023	47.124	43.408	49.491	209.7	47:10.004
18	1	2:21.316	47.457	44.471	49.388	206.1	49:31.320
19	1	2:20.075	47.293	43.586	49.196	206.1	51:51.395
20	1	2:21.292	48.042	44.086	49.164	205.3	54:12.687
21	1	2:20.238	46.928	44.788	48.522	206.9	56:32.925
22	1	2:22.207	47.836	45.688	48.683	202.2	58:55.132
23	1	2:21.868	48.351	44.296	49.221	201.9	1:01:17.000

14 — Lola T212 1971
1.Mauro POPONCINI — P-2L

Lap	D	Time	Sector 1	Sector 2	Sector 3	T. Spd	Elapsed
1	1	2:39.905	1:05.187	46.214	48.504		2:39.905
2	1	2:17.289	45.722	44.528	47.039	238.9	4:57.194
3	1	2:14.267	44.567	43.237	46.463	225.9	7:11.461
4	1	2:14.983	45.305	42.536	47.142	233.8	9:26.444
5	1	3:03.794	43.565	56.585	1:23.644	238.4	12:30.238
6	1	3:58.787	1:23.402	1:16.908	1:18.477	68.8	16:29.025
7	1	2:18.271	46.731	44.782	46.758	194.2	18:47.296
8	1	2:13.394	44.648	40.885	47.861	238.4	21:00.690
9	1	2:16.718	48.102	41.456	47.160	197.1	23:17.408
10	1	2:14.360	45.160	41.232	47.968	237.9	25:31.768
11	1	3:38.768 **B**	47.129	1:09.813	1:41.826	235.8	29:10.536
12	1	3:39.664	2:10.088	41.828	47.748	85.4	32:50.200
13	1	2:11.903	43.961	41.367	46.575	234.3	35:02.103
14	1	2:11.458	43.530	40.803	47.125	235.8	37:13.561
15	1	2:12.554	44.632	41.356	46.566	232.3	39:26.115
16	1	2:11.836	43.882	41.919	46.035	234.8	41:37.951
17	1	2:13.084	43.822	42.054	47.208	235.8	43:51.035
18	1	2:16.890	44.646	42.246	49.998	233.8	46:07.925
19	1	2:14.052	45.919	40.778	47.355	232.8	48:21.977
20	1	2:12.973	45.053	40.680	47.240	218.2	50:34.950
21	1	2:14.687	46.318	41.304	47.065	225.9	52:49.637
22	1	2:13.814	44.211	41.352	48.251	232.8	55:03.451
23	1	2:13.868	44.965	41.952	46.951	229.8	57:17.319
24	1	2:10.986	43.699	40.814	46.473	233.3	59:28.305
25	1	2:12.206	44.026	41.555	46.625	236.3	1:01:40.511

15 — Chevron B19 1971
1.John EMBERSON — P-2L

Lap	D	Time	Sector 1	Sector 2	Sector 3	T. Spd	Elapsed
1	1	2:22.026	54.514	43.118	44.394		2:22.026
2	1	2:07.940	43.949	40.199	43.792	235.3	4:29.966
3	1	2:08.760	44.332	40.382	44.046	236.3	6:38.726
4	1	2:08.143	43.144	40.696	44.303	233.3	8:46.869
5	1	2:27.782	42.935	40.223	1:04.624	234.3	11:14.651
6	1	4:01.472	1:17.960	1:14.550	1:28.962	76.8	15:16.123
7	1	2:40.269	1:15.589	40.833	43.847	80.5	17:56.392
8	1	2:06.593	42.745	39.235	44.613	236.8	20:02.985
9	1	2:07.307	43.584	39.494	44.229	237.9	22:10.292
10	1	2:07.072	43.287	39.673	44.112	237.4	24:17.364
11	1	3:42.823 **B**	43.940	38.845	2:20.038	236.8	28:00.187
12	1	3:21.499	1:20.048	1:11.843	49.608	76.5	31:21.686
13	1	2:07.355	42.347	40.297	44.711	234.3	33:29.041
14	1	2:07.636	42.652	39.902	45.082	235.8	35:36.677

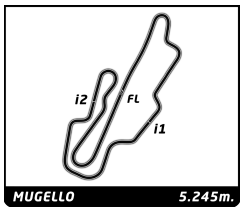

CLASSIC ENDURANCE RACING 1
MUGELLO CLASSIC
RACE

Sector Analysis

Personal Best | Session Best | **B** Crossing the finish line in pit lane

Lap	D	Time	Sector 1	Sector 2	Sector 3	T. Spd	Elapsed
15	1	2:07.553	42.429	40.233	44.891	232.3	37:44.230
16	1	2:09.492	45.232	40.124	44.136	235.8	39:53.722
17	1	2:06.416	43.097	38.915	44.404	232.3	42:00.138
18	1	2:05.634	42.563	39.075	43.996	231.8	44:05.772
19	1	2:08.244	42.120	42.117	44.007	238.4	46:14.016
20	1	2:07.195	42.281	39.307	45.607	231.3	48:21.211
21	1	2:05.965	42.425	39.407	44.133	228.8	50:27.176
22	1	2:05.283	42.177	39.184	43.922	230.8	52:32.459
23	1	2:05.524	42.531	38.751	44.242	230.3	54:37.983
24	1	2:04.268	42.458	38.433	43.377	224.1	56:42.251
25	1	2:05.448	42.143	39.862	43.443	236.3	58:47.699
26	1	2:04.919	42.476	38.762	43.681	231.8	1:00:52.618

16 — Lola T212 1971
1.Serge KRIKNOFF — P-2L

Lap	D	Time	Sector 1	Sector 2	Sector 3	T. Spd	Elapsed
1	1	2:36.050	1:02.032	46.402	47.616		2:36.050
2	1	2:14.136	45.342	44.230	44.564	241.1	4:50.186
3	1	2:09.350	45.154	40.447	43.749	243.8	6:59.536
4	1	2:06.425	42.520	39.540	44.365	240.0	9:05.961
5	1	2:47.955	44.254	44.749	1:18.952	246.6	11:53.916
6	1	3:53.559	1:17.376	1:11.992	1:24.191	78.0	15:47.475
7	1	2:30.124	1:05.405	40.281	44.438	80.6	18:17.599
8	1	2:06.583	42.629	39.021	44.933	243.2	20:24.182
9	1	2:06.453	43.368	38.649	44.436	244.9	22:30.635
10	1	2:06.856	43.293	39.445	44.118	243.8	24:37.491
11	1	4:19.305 **B**	43.198	43.216	2:52.891	226.9	28:56.796
12	1	2:55.494	1:15.986	55.195	44.313	90.8	31:52.290
13	1	2:04.250	42.492	38.677	43.081	236.8	33:56.540
14	1	2:02.660	41.517	38.227	42.916	243.2	35:59.200
15	1	2:03.814	41.580	38.870	43.364	240.5	38:03.014
16	1	2:06.712	43.335	39.130	44.247	230.8	40:09.726
17	1	2:04.158	41.897	38.592	43.669	243.8	42:13.884
18	1	2:04.570	41.578	39.350	43.642	241.1	44:18.454
19	1	2:03.724	41.782	38.479	43.463	241.6	46:22.178
20	1	2:04.983	41.834	39.517	43.632	242.7	48:27.161
21	1	2:03.802	41.920	38.727	43.155	241.6	50:30.963
22	1	2:02.519	41.460	38.093	42.966	241.6	52:33.482
23	1	2:04.649	41.875	39.706	43.068	241.1	54:38.131
24	1	2:02.481	41.761	38.181	42.539	244.9	56:40.612
25	1	2:04.714	41.839	39.489	43.386	244.9	58:45.326
26	1	2:02.316	41.397	37.947	42.972	239.5	1:00:47.642
27	1	2:02.602	41.458	38.018	43.126	242.2	1:02:50.244

19 — Chevron B19 1971
1.Rolf SIGRIST — P-2L

Lap	D	Time	Sector 1	Sector 2	Sector 3	T. Spd	Elapsed
1	1	2:46.323	1:07.386	48.100	50.837		2:46.323
2	1	2:18.446	46.471	44.392	47.583	242.2	5:04.769
3	1	2:14.776	45.110	43.187	46.479	242.7	7:19.545
4	1	2:10.290	44.088	41.520	44.682	246.0	9:29.835
5	1	3:06.937	44.407	58.114	1:24.416	248.3	12:36.772
6	1	3:54.466	1:22.168	1:18.948	1:13.350	74.3	16:31.238
7	1	2:12.806	44.959	42.106	45.741	220.4	18:44.044
8	1	2:10.328	43.566	41.009	45.753	243.2	20:54.372
9	1	2:11.461	44.706	41.453	45.302	233.8	23:05.833
10	1	2:08.862	44.182	40.712	43.968	244.9	25:14.695
11	1	4:19.726 **B**	43.794	56.242	2:39.690	244.3	29:34.421
12	1	2:43.691	1:17.821	41.273	44.597	75.5	32:18.112
13	1	2:08.616	44.179	39.990	44.447	241.6	34:26.728
14	1	2:07.980	43.597	39.986	44.397	240.5	36:34.708
15	1	2:07.250	43.506	39.619	44.125	230.8	38:41.958
16	1	2:09.163	43.323	40.301	45.539	240.5	40:51.121
17	1	2:07.451	43.104	40.003	44.344	242.2	42:58.572
18	1	2:06.387	42.571	40.264	43.552	225.0	45:04.959
19	1	2:08.776	43.318	40.878	44.580	247.1	47:13.735
20	1	2:07.851	43.874	39.491	44.486	244.9	49:21.586
21	1	2:06.749	43.188	39.862	43.699	242.7	51:28.335
22	1	2:03.825	41.761	38.954	43.110	241.6	53:32.160
23	1	2:04.467	42.262	39.131	43.074	247.1	55:36.627
24	1	2:05.190	42.483	39.306	43.401	243.8	57:41.817
25	1	2:06.720	42.504	40.048	44.168	241.6	59:48.537
26	1	2:06.872	42.519	40.259	44.094	242.7	1:01:55.409

20 — Porsche 911 Carrera RSR 3.0 1974
1.Rémi TERRAIL
2.Jürg AEBERHARD — GT1

Lap	D	Time	Sector 1	Sector 2	Sector 3	T. Spd	Elapsed
1	2	2:13.943	50.328	39.581	44.034		2:13.943
2	2	2:06.545	43.191	38.922	44.432	218.2	4:20.488
3	2	2:07.536	43.479	38.970	45.087	215.1	6:28.024
4	2	2:06.909	43.280	39.063	44.566	217.7	8:34.933
5	2	2:26.551	43.460	39.426	1:03.665	217.3	11:01.484
6	2	4:05.720	1:21.973	1:15.003	1:28.744	77.4	15:07.204
7	2	2:42.969	1:19.158	39.149	44.662	77.4	17:50.173
8	2	2:08.616	43.761	39.750	45.105	216.9	19:58.789
9	2	2:10.243	43.713	39.698	46.832	219.5	22:09.032
10	2	2:09.815	44.045	39.888	45.882	219.1	24:18.847
11	2	2:35.218	44.618	39.959	1:10.641	224.5	26:54.065
12	2	5:21.004 **B**	1:22.825	1:12.817	2:45.362	75.5	32:15.069
13	1	2:29.216	56.671	44.111	48.434	139.2	34:44.285
14	1	2:19.418	46.940	44.551	47.927	211.8	37:03.703
15	1	2:16.160	46.296	42.391	47.473	215.6	39:19.863
16	1	2:18.072	46.532	43.926	47.614	212.2	41:37.935
17	1	2:15.798	46.683	42.430	46.685	216.0	43:53.733
18	1	2:14.751	45.040	42.403	47.308	217.7	46:08.484
19	1	2:15.533	45.923	42.748	46.862	219.5	48:24.017
20	1	2:15.168	46.232	42.033	46.903	215.1	50:39.185
21	1	2:13.252	45.392	41.468	46.392	213.4	52:52.437
22	1	2:15.353	45.754	42.494	47.105	216.0	55:07.790
23	1	2:13.009	44.982	41.749	46.278	217.3	57:20.799
24	1	2:18.308	46.861	44.274	47.173	214.7	59:39.107
25	1	2:13.501	45.145	41.869	46.487	216.4	1:01:52.608

21 — De Tomaso Pantera Gr. IV 1975
1.Detlef VON DER LIECK
2.Ralf KELLENERS — GT1

Lap	D	Time	Sector 1	Sector 2	Sector 3	T. Spd	Elapsed
1	1	2:33.117	59.174	46.383	47.560		2:33.117
2	1	2:16.095	45.595	44.059	46.441	227.4	4:49.212
3	1	2:17.617	46.669	44.136	46.812	230.8	7:06.829
4	1	2:16.146	45.270	43.386	47.490	243.2	9:22.975
5	1	3:04.515	45.465	55.465	1:23.585	239.5	12:27.490
6	1	4:00.820	1:21.749	1:16.935	1:22.136	69.9	16:28.310
7	1	2:18.196	47.137	44.239	46.820	193.9	18:46.506
8	1	2:16.221	46.180	43.302	46.739	229.8	21:02.727
9	1	2:19.347	48.130	43.879	47.338	227.8	23:22.074
10	1	2:36.725 **B**	45.152	43.518	1:08.055	240.5	25:58.799
11	2	4:51.068	2:25.397	1:11.369	1:14.302	77.0	30:49.867
12	2	2:08.763	44.491	39.842	44.430	230.8	32:58.630

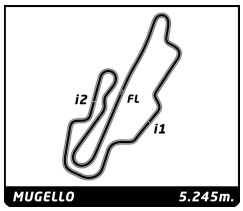

CLASSIC ENDURANCE RACING 1
MUGELLO CLASSIC
RACE

Sector Analysis

Personal Best | Session Best | **B** Crossing the finish line in pit lane

Lap	D	Time	Sector 1	Sector 2	Sector 3	T. Spd	Elapsed
13	2	2:08.954	44.442	40.083	44.429	252.3	35:07.584
14	2	2:07.562	43.032	39.921	44.609	251.7	37:15.146
15	2	2:08.264	43.641	40.242	44.381	251.2	39:23.410
16	2	2:08.538	43.258	40.689	44.591	250.6	41:31.948
17	2	2:08.877	43.180	41.071	44.626	248.8	43:40.825
18	2	2:08.023	43.381	40.022	44.620	251.2	45:48.848
19	2	2:07.959	43.542	39.889	44.528	246.6	47:56.807
20	2	2:09.815	43.161	41.249	45.405	254.1	50:06.622
21	2	2:09.447	43.743	40.463	45.241	248.3	52:16.069
22	2	2:09.782	44.492	40.302	44.988	247.7	54:25.851
23	2	2:09.714	43.996	40.422	45.296	247.7	56:35.565
24	2	2:11.478	44.302	41.909	45.267	247.1	58:47.043
25	2	2:10.642	44.691	40.491	45.460	248.8	1:00:57.685

25 — Porsche 911 Carrera RSR 3.0 (C) 1974
1.Uwe KOLB — GT1

Lap	D	Time	Sector 1	Sector 2	Sector 3	T. Spd	Elapsed
1	1	2:48.045	1:05.920	48.969	53.156		2:48.045
2	1	2:30.611	51.978	47.527	51.106	200.4	5:18.656
3	1	2:27.948	49.607	47.372	50.969	205.3	7:46.604
4	1	2:26.176	49.965	46.025	50.186	201.1	10:12.780
5	1	3:42.810	1:01.182	1:15.720	1:25.908	211.4	13:55.590
6	1	3:17.603	1:15.336	1:10.878	51.389	81.7	17:13.193
7	1	2:27.689	48.884	47.216	51.589	203.0	19:40.882
8	1	2:29.833	49.475	48.755	51.603	202.6	22:10.715
9	1	2:27.871	49.680	46.722	51.469	206.5	24:38.586
10	1	3:05.799	49.284	53.512	1:23.003	206.1	27:44.385
11	1	4:58.588 B	1:19.586	1:09.511	2:29.491	79.9	32:42.973
12	1	2:38.608	59.914	47.221	51.473	132.8	35:21.581
13	1	2:30.480	50.284	48.294	51.902	201.1	37:52.061
14	1	2:29.769	49.363	47.589	52.817	210.5	40:21.830
15	1	2:27.786	49.999	46.605	51.182	207.3	42:49.616
16	1	2:27.422	49.776	46.732	50.914	202.2	45:17.038
17	1	2:28.660	48.943	47.655	52.062	198.9	47:45.698
18	1	2:28.755	49.769	47.713	51.273	206.5	50:14.453
19	1	2:27.603	49.367	46.640	51.596	205.3	52:42.056
20	1	2:30.236	49.536	47.549	53.151	201.5	55:12.292
21	1	2:31.689	50.444	48.371	52.874	203.8	57:43.981
22	1	2:30.504	50.250	48.353	51.901	198.9	1:00:14.485
23	1	3:15.217 B	50.855	47.947	1:36.415	204.2	1:03:29.702

32 — Chevron B8 1968
1.Henrique GEMPERLE
2.Marc de SIEBENTHAL — P-2L

Lap	D	Time	Sector 1	Sector 2	Sector 3	T. Spd	Elapsed
1	2	2:20.752	54.262	41.353	45.137		2:20.752
2	2	2:09.291	43.976	39.960	45.355	225.9	4:30.043
3	2	2:10.547	44.764	40.508	45.275	224.5	6:40.590
4	2	2:08.495	43.643	39.672	45.180	224.1	8:49.085
5	2	2:29.579	43.708	40.006	1:05.865	225.5	11:18.664
6	2	3:58.496	1:17.691	1:13.590	1:27.215	82.9	15:17.160
7	2	2:41.861	1:15.916	40.477	45.468	80.2	17:59.021
8	2	2:08.903	43.882	39.749	45.272	222.2	20:07.924
9	2	2:09.978	43.629	41.226	45.123	223.1	22:17.902
10	2	2:09.721	43.641	40.782	45.298	224.5	24:27.623
11	2	2:36.239	43.578	39.880	1:12.781	222.2	27:03.862
12	2	5:22.526 B	1:23.320	1:11.411	2:47.795	71.9	32:26.388
13	1	2:35.465	1:02.601	42.995	49.869	129.8	35:01.853
14	1	2:17.426	46.620	42.922	47.884	211.8	37:19.279
15	1	2:15.543	45.439	42.467	47.637	220.9	39:34.822
16	1	2:13.802	45.832	41.357	46.613	220.0	41:48.624
17	1	2:13.014	44.926	41.251	46.837	221.3	44:01.638
18	1	2:16.159	45.671	43.623	46.865	223.1	46:17.797
19	1	2:14.484	44.561	42.783	47.140	222.7	48:32.281
20	1	2:13.032	45.092	41.152	46.788	220.4	50:45.313
21	1	2:13.257	44.900	41.630	46.727	226.9	52:58.570
22	1	2:12.276	44.438	41.234	46.604	225.5	55:10.846
23	1	2:10.747	44.353	40.454	45.940	221.8	57:21.593
24	1	2:11.086	44.238	40.790	46.058	226.4	59:32.679
25	1	2:11.978	44.944	41.021	46.013	219.1	1:01:44.657

33 — Lola T70 Mk III 1967
1.Patrick JACK — P+2L

Lap	D	Time	Sector 1	Sector 2	Sector 3	T. Spd	Elapsed
1	1	2:32.473	1:02.632	44.592	45.249		2:32.473
2	1	2:09.681	44.153	41.665	43.863	241.1	4:42.154
3	1	2:03.668	42.039	38.657	42.972	254.7	6:45.822
4	1	2:03.378	41.738	38.296	43.344	254.1	8:49.200
5	1	2:23.500	42.038	38.130	1:03.332	254.7	11:12.700
6	1	4:02.203	1:18.249	1:15.105	1:28.849	74.1	15:14.903
7	1	2:38.753	1:15.422	39.947	43.384	81.2	17:53.656
8	1	2:02.944	41.151	38.423	43.370	267.3	19:56.600
9	1	2:04.217	41.192	39.528	43.497	263.4	22:00.817
10	1	2:04.082	41.756	38.793	43.533	255.9	24:04.899
11	1	2:03.608	41.753	38.050	43.805	250.0	26:08.507
12	1	4:53.637 B	1:01.756	1:12.529	2:39.352	153.4	31:02.144
13	1	2:13.192	50.420	38.535	44.237	158.4	33:15.336
14	1	2:06.062	42.364	39.069	44.629	258.4	35:21.398
15	1	2:04.059	41.734	38.987	43.338	260.9	37:25.457
16	1	2:04.571	41.835	39.202	43.534	260.2	39:30.028
17	1	2:03.654	41.495	38.893	43.266	262.8	41:33.682
18	1	2:03.593	41.756	38.809	43.028	262.1	43:37.275
19	1	2:04.156	41.797	38.692	43.667	262.8	45:41.431
20	1	2:03.512	42.205	38.088	43.219	260.2	47:44.943
21	1	2:03.291	41.386	38.685	43.220	252.3	49:48.234
22	1	2:03.100	41.331	38.123	43.646	259.6	51:51.334
23	1	2:02.887	41.416	38.608	42.863	259.0	53:54.221
24	1	2:02.720	41.116	38.816	42.788	261.5	55:56.941
25	1	2:03.301	41.510	38.695	43.096	262.1	58:00.242
26	1	2:04.182	41.558	39.705	42.919	262.1	1:00:04.424
27	1	2:07.458	42.165	40.660	44.633	262.8	1:02:11.882

34 — Lola T70 Mk III B 1969
1.David HART — P+2L

Lap	D	Time	Sector 1	Sector 2	Sector 3	T. Spd	Elapsed
1	1	2:09.668	48.773	38.596	42.299		2:09.668
2	1	2:01.557	41.356	37.908	42.293	252.9	4:11.225
3	1	2:01.099	40.818	37.948	42.333	254.1	6:12.324
4	1	2:00.391	40.504	37.741	42.146	254.1	8:12.715
5	1	2:00.587	40.581	37.924	42.082	256.5	10:13.302
6	1	3:34.066	53.792	1:14.098	1:26.176	256.5	13:47.368
7	1	3:15.496	1:18.700	1:13.024	43.772	79.6	17:02.864
8	1	2:00.097	40.652	37.591	41.854	254.1	19:02.961
9	1	2:00.867	40.518	38.084	42.265	258.4	21:03.828
10	1	2:03.049	42.506	38.711	41.832	263.4	23:06.877
11	1	2:00.266	40.811	37.728	41.727	262.8	25:07.143
12	1	4:19.218 B	40.268	54.226	2:44.724	260.2	29:26.361
13	1	2:36.463	1:12.615	41.470	42.378	92.7	32:02.824
14	1	2:00.107	40.208	37.485	42.414	259.0	34:02.931

CLASSIC ENDURANCE RACING 1
MUGELLO CLASSIC
RACE

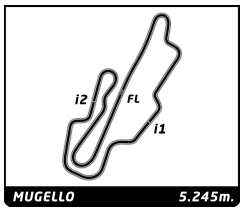

Sector Analysis

Personal Best | Session Best | B Crossing the finish line in pit lane

Lap	D	Time	Sector 1	Sector 2	Sector 3	T. Spd	Elapsed
15	1	1:59.678	40.200	37.641	41.837	257.8	36:02.609
16	1	2:00.196	40.308	37.815	42.073	259.0	38:02.805
17	1	2:01.379	40.892	38.341	42.146	257.1	40:04.184
18	1	2:01.217	40.842	38.172	42.203	257.8	42:05.401
19	1	1:59.603	40.326	37.185	42.092	257.1	44:05.004
20	1	2:01.003	41.151	37.608	42.244	260.2	46:06.007
21	1	2:00.055	40.702	37.431	41.922	255.9	48:06.062

35 Lola T70 Mk III B 1970
1.Armand MILLE — P+2L

Lap	D	Time	Sector 1	Sector 2	Sector 3	T. Spd	Elapsed
1	1	2:22.026	55.583	42.032	44.411		2:22.026
2	1	2:06.398	43.168	39.758	43.472	255.3	4:28.424
3	1	2:03.993	41.435	38.666	43.892	259.0	6:32.417
4	1	2:02.453	41.446	38.195	42.812	255.9	8:34.870
5	1	2:18.437	41.342	39.311	57.784	260.2	10:53.307
6	1	3:49.949	1:10.160	1:10.533	1:29.256	91.4	14:43.256
7	1	2:51.599	1:21.927	46.432	43.240	81.2	17:34.855
8	1	2:05.227	41.844	38.285	45.098	256.5	19:40.082
9	1	2:02.778	41.553	38.426	42.799	259.0	21:42.860
10	1	2:01.519	40.837	38.370	42.312	259.6	23:44.379
11	1	2:04.050	41.591	39.484	42.975	260.9	25:48.429
12	1	3:32.615	56.857	1:12.154	1:23.604	262.8	29:21.044
13	1	4:03.292 B	1:15.490	43.250	2:04.552	79.4	33:24.336
14	1	2:14.546	52.357	38.635	43.554	164.4	35:38.882
15	1	2:04.509	43.044	38.486	42.979	231.8	37:43.391
16	1	2:03.288	41.456	38.982	42.850	263.4	39:46.679
17	1	2:02.746	41.481	38.582	42.683	259.6	41:49.425
18	1	2:03.191	41.562	38.502	43.127	264.7	43:52.616
19	1	2:01.896	40.994	38.222	42.680	264.7	45:54.512
20	1	2:01.430	40.680	37.987	42.763	263.4	47:55.942
21	1	2:01.167	40.919	37.754	42.494	264.1	49:57.109
22	1	2:02.015	40.949	38.254	42.812	266.7	51:59.124
23	1	2:03.640	41.620	39.422	42.598	259.0	54:02.764
24	1	2:01.692	41.151	37.851	42.690	258.4	56:04.456
25	1	2:01.369	41.020	37.818	42.531	260.2	58:05.825
26	1	2:02.334	41.223	38.199	42.912	262.8	1:00:08.159
27	1	2:03.610	41.030	38.302	44.278	264.1	1:02:11.769

39 Ferrari 312 P 1969
1.David FRANKLIN
2.Remo LIPS — P+2L

Lap	D	Time	Sector 1	Sector 2	Sector 3	T. Spd	Elapsed
1	1	2:26.721	56.607	44.798	45.316		2:26.721
2	1	2:10.913	44.617	41.885	44.411	252.9	4:37.634
3	1	2:10.820	44.457	41.675	44.688	254.1	6:48.454
4	1	2:08.191	42.970	40.026	45.195	274.1	8:56.645
5	1	2:43.775	43.805	41.629	1:18.341	238.4	11:40.420
6	1	3:58.430	1:21.153	1:12.221	1:25.056	71.1	15:38.850
7	1	2:35.802	1:08.303	42.143	45.356	79.6	18:14.652
8	1	2:07.985	43.359	40.152	44.474	254.7	20:22.637
9	1	2:06.770	43.128	39.701	43.941	261.5	22:29.407
10	1	2:05.781	42.609	39.464	43.708	275.5	24:35.188
11	1	3:19.988 B	44.069	46.227	1:49.692	255.9	27:55.176
12	2	3:10.959 B	2:19.427			95.2	31:06.135
13	2	5:07.955	3:43.951	39.695	44.309	129.7	36:14.090
14	2	2:03.745	42.122	38.514	43.109	265.4	38:17.835
15	2	2:04.206	41.831	37.968	44.407	268.0	40:22.041
16	2	2:03.403	41.530	37.873	44.000	254.7	42:25.444
17	2	2:01.285	41.401	37.714	42.170	267.3	44:26.729
18	2	2:02.523	41.460	38.747	42.316	274.1	46:29.252
19	2	2:01.488	40.869	37.740	42.879	270.7	48:30.740
20	2	2:03.201	42.451	38.144	42.606	256.5	50:33.941
21	2	2:00.831	40.883	37.675	42.273	272.0	52:34.772
22	2	2:02.019	41.281	38.461	42.277	274.1	54:36.791
23	2	2:01.578	41.153	37.848	42.577	271.4	56:38.369
24	2	2:03.585	42.398	38.864	42.323	268.0	58:41.954
25	2	2:00.841	41.078	37.620	42.143	271.4	1:00:42.795
26	2	2:07.117	41.088	37.857	48.172	272.7	1:02:49.912

40 Ford GT40 1968
1.Philippe SCEMAMA
2.Eric HELARY — GT1

Lap	D	Time	Sector 1	Sector 2	Sector 3	T. Spd	Elapsed
1	1	8:06.837 B	1:20.411	52.023	5:54.403	134.7	8:06.837
2	1	2:56.652	1:02.707	46.359	1:07.586	127.4	11:03.489
3	1	4:04.668	1:20.994	1:15.019	1:28.655	76.0	15:08.157
4	1	2:53.144	1:19.147	45.134	48.863	76.9	18:01.301
5	1	2:13.214	45.323	42.180	45.711	226.4	20:14.515
6	1	2:11.402	44.964	41.728	44.710	250.0	22:25.917
7	1	2:11.252	44.207	42.243	44.802	254.1	24:37.169
8	1	4:11.333 B	45.437	43.339	2:42.557	225.5	28:48.502
9	2	3:06.922	1:22.465	58.835	45.622	81.7	31:55.424
10	2	2:08.670	43.467	40.641	44.562	251.7	34:04.094
11	2	2:06.988	43.109	39.914	43.965	238.9	36:11.082
12	2	2:07.196	42.688	40.103	44.405	257.1	38:18.278
13	2	2:07.307	42.878	39.843	44.586	251.7	40:25.585
14	2	2:08.897	43.226	41.631	44.040	260.9	42:34.482
15	2	2:05.646	42.404	39.646	43.596	262.1	44:40.128
16	2	2:05.590	42.335	39.799	43.456	261.5	46:45.718
17	2	2:07.716	42.843	40.693	44.180	261.5	48:53.434
18	2	2:08.436	44.252	40.258	43.926	254.1	51:01.870
19	2	2:06.186	42.747	39.671	43.768	257.8	53:08.056
20	2	2:07.592	43.546	40.246	43.800	258.4	55:15.648
21	2	2:10.657	43.722	41.835	45.100	255.9	57:26.305
22	2	2:08.249	42.217	41.676	44.356	260.2	59:34.554
23	2	2:09.436	44.337	40.548	44.551	243.8	1:01:43.990

42 Lola T212 1971
1.Christophe BEAUDON — P-2L

Lap	D	Time	Sector 1	Sector 2	Sector 3	T. Spd	Elapsed
1	1	2:47.771	1:07.110	49.417	51.244		2:47.771
2	1	2:23.148	47.710	45.571	49.867	230.3	5:10.919
3	1	2:20.410	46.928	45.016	48.466	232.8	7:31.329
4	1	2:17.296	46.431	43.273	47.592	232.3	9:48.625
5	1	3:19.779	48.525	1:03.941	1:27.313	232.8	13:08.404
6	1	3:36.679	1:17.496	1:13.120	1:06.063	79.3	16:45.083
7	1	2:17.681	46.799	43.034	47.848	231.3	19:02.764
8	1	2:16.659	47.163	42.911	46.585	210.1	21:19.423
9	1	2:15.813	45.977	43.084	46.752	231.3	23:35.236
10	1	2:14.166	45.521	41.992	46.653	231.8	25:49.402
11	1	4:51.621 B	57.642	1:13.048	2:40.931	233.3	30:41.023
12	1	2:32.324	1:02.618	42.967	46.739	124.7	33:13.347
13	1	2:14.477	46.273	41.803	46.401	232.8	35:27.824
14	1	2:15.259	46.258	42.590	46.411	218.2	37:43.083
15	1	2:16.028	46.049	43.036	46.943	227.8	39:59.111
16	1	2:15.747	45.340	43.658	46.749	232.3	42:14.858
17	1	2:11.349	44.233	41.708	45.408	235.3	44:26.207
18	1	2:11.971	45.078	41.324	45.569	228.8	46:38.178
19	1	2:13.529	45.163	42.139	46.227	231.8	48:51.707

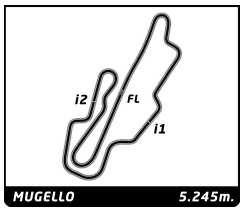

CLASSIC ENDURANCE RACING 1
MUGELLO CLASSIC
RACE

Sector Analysis

Personal Best | Session Best | **B** Crossing the finish line in pit lane

Lap	D	Time	Sector 1	Sector 2	Sector 3	T. Spd	Elapsed
20	1	2:14.090	45.853	42.246	45.991	231.8	51:05.797
21	1	2:11.892	44.436	41.015	46.441	230.8	53:17.689
22	1	2:11.711	44.288	41.666	45.757	231.8	55:29.400
23	1	2:14.014	45.396	41.525	47.093	229.8	57:43.414
24	1	2:12.417	44.959	41.588	45.870	228.3	59:55.831
25	1	2:16.244	45.746	42.803	47.695	230.3	1:02:12.075

43 Lola T70 Mk III B (C) 1969
1.Jon MINSHAW
2.Phil KEEN
P+2L

Lap	D	Time	Sector 1	Sector 2	Sector 3	T. Spd	Elapsed
1	1	2:10.362	49.376	38.332	42.654		2:10.362
2	1	2:01.668	41.266	37.975	42.427	264.7	4:12.030
3	1	2:01.966	41.142	38.568	42.256	266.0	6:13.996
4	1	2:00.799	40.866	37.962	41.971	266.7	8:14.795
5	1	2:01.890	40.690	37.831	43.369	267.3	10:16.685
6	1	3:45.924	1:00.298	1:17.420	1:28.206	266.7	14:02.609
7	1	3:07.038	1:13.618	1:10.750	42.670	89.0	17:09.647
8	1	1:59.910	40.490	37.390	42.030	264.1	19:09.557
9	1	2:03.097	42.172	38.780	42.145	266.7	21:12.654
10	1	2:02.570	41.781	38.227	42.562	266.7	23:15.224
11	1	2:01.357	40.730	37.903	42.724	266.7	25:16.581
12	1	3:00.721	40.841	56.225	1:23.655	265.4	28:17.302
13	1	3:34.563 B	1:15.587	1:11.769	1:07.207	86.1	31:51.865
14	2	3:53.089	2:33.835	37.801	41.453	176.8	35:44.954
15	2	2:00.612	39.949	37.993	42.670	265.4	37:45.566
16	2	2:01.516	43.450	36.910	41.156	266.0	39:47.082
17	2	1:58.663	40.481	37.483	40.699	264.7	41:45.745
18	2	1:58.268	39.543	38.141	40.584	266.7	43:44.013
19	2	1:57.866	40.250	36.889	40.727	266.0	45:41.879
20	2	1:58.394	40.257	36.500	41.637	266.7	47:40.273
21	2	1:56.424	39.623	36.541	40.260	264.1	49:36.697
22	2	1:58.696	41.415	36.581	40.700	266.0	51:35.393
23	2	1:57.228	39.488	37.340	40.400	264.1	53:32.621
24	2	1:58.689	40.607	36.512	41.570	254.7	55:31.310
25	2	1:57.161	39.957	37.013	40.191	265.4	57:28.471
26	2	1:58.886	40.761	37.379	40.746	263.4	59:27.357
27	2	1:59.954	40.098	38.087	41.769	264.7	1:01:27.311

44 Chevron B19 1971
1.Rory JACK
P-2L

Lap	D	Time	Sector 1	Sector 2	Sector 3	T. Spd	Elapsed
1	1	2:19.461	53.573	41.119	44.769		2:19.461
2	1	2:06.886	43.178	39.349	44.359	235.3	4:26.347
3	1	2:06.188	42.188	39.539	44.461	235.8	6:32.535
4	1	2:05.892	43.053	39.365	43.474	236.8	8:38.427
5	1	2:26.910	42.209	39.078	1:05.623	238.9	11:05.337
6	1	4:05.249	1:20.819	1:14.778	1:29.652	73.9	15:10.586
7	1	2:38.920	1:17.135	38.670	43.115	81.0	17:49.506
8	1	2:04.210	41.691	37.598	44.921	230.3	19:53.716
9	1	2:06.174	41.754	40.743	43.677	233.3	21:59.890
10	1	2:02.885	41.855	37.363	43.667	232.8	24:02.775
11	1	2:03.535	42.098	38.063	43.374	233.8	26:06.310
12	1	4:48.140 B	1:02.649	1:12.672	2:32.819	145.4	30:54.450
13	1	2:16.090	52.113	40.001	43.976	131.1	33:10.540
14	1	2:17.829	55.432	38.527	43.870	233.8	35:28.369
15	1	2:05.483	43.693	38.640	43.150	238.4	37:33.852
16	1	2:02.739	41.522	37.942	43.275	237.9	39:36.591
17	1	2:03.327	42.075	38.748	42.504	240.5	41:39.918
18	1	2:04.025	42.293	38.489	43.243	242.2	43:43.943
19	1	2:04.531	41.967	39.078	43.486	241.1	45:48.474
20	1	2:04.104	41.196	39.147	43.761	236.8	47:52.578
21	1	2:03.359	42.324	38.004	43.031	237.4	49:55.937
22	1	2:02.917	41.611	38.538	42.768	235.8	51:58.854
23	1	2:04.958	42.276	39.840	42.842	234.3	54:03.812
24	1	2:01.720	41.209	37.355	43.156	236.8	56:05.532
25	1	2:03.529	41.459	38.336	43.734	236.3	58:09.061
26	1	2:02.690	41.529	37.664	43.497	232.3	1:00:11.751
27	1	2:04.216	41.908	37.954	44.354	235.3	1:02:15.967

46 Porsche 911 Carrera RS 2.7 1973
1.Alice BOURIEZ
2.Christian BOURIEZ
GT1

Lap	D	Time	Sector 1	Sector 2	Sector 3	T. Spd	Elapsed
1	1	2:47.599	1:04.275	49.557	53.767		2:47.599
2	1	2:30.934	51.515	46.978	52.441	201.9	5:18.533
3	1	2:28.120	49.072	47.525	51.523	204.5	7:46.653
4	1	2:27.362	49.190	46.355	51.817	196.7	10:14.015
5	1	3:42.222	1:00.420	1:15.812	1:25.990	208.5	13:56.237

48 Porsche 908/03 1969
1.Peter VÖGELE
P+2L

Lap	D	Time	Sector 1	Sector 2	Sector 3	T. Spd	Elapsed
1	1	2:47.193	1:08.036	48.837	50.320		2:47.193
2	1	2:18.128	46.188	44.710	47.230	242.2	5:05.321
3	1	2:15.925	46.126	42.633	47.166	244.9	7:21.246
4	1	2:15.020	45.397	42.949	46.674	247.7	9:36.266
5	1	3:22.948	44.557	1:11.003	1:27.388	247.1	12:59.214
6	1	3:39.729	1:19.670	1:10.468	1:09.591	78.7	16:38.943
7	1	2:15.125	45.333	43.358	46.434	240.0	18:54.068
8	1	2:15.627	45.436	43.299	46.892	243.2	21:09.695
9	1	2:14.742	46.699	42.272	45.771	241.1	23:24.437
10	1	3:40.264 B	45.349	42.387	2:12.528	246.0	27:04.701
11	1	3:49.397	1:23.243	1:11.885	1:14.269	78.4	30:54.098
12	1	2:14.374	46.029	42.431	45.914	226.4	33:08.472
13	1	2:13.883	45.326	41.986	46.571	242.2	35:22.355
14	1	2:14.599	45.137	42.985	46.477	243.8	37:36.954
15	1	2:14.547	45.535	42.670	46.342	242.2	39:51.501
16	1	2:15.351	46.373	42.470	46.508	237.9	42:06.852
17	1	2:15.969	45.794	42.140	48.035	244.3	44:22.821
18	1	2:13.246	44.808	42.091	46.347	241.1	46:36.067
19	1	2:17.243	46.391	43.434	47.418	235.8	48:53.310
20	1	2:13.588	45.446	42.421	45.721	241.6	51:06.898
21	1	2:12.018	44.417	42.259	45.342	245.5	53:18.916
22	1	2:14.490	46.143	42.272	46.075	240.0	55:33.406
23	1	2:14.710	45.096	43.193	46.421	242.2	57:48.116
24	1	2:14.462	46.095	42.363	46.004	235.8	1:00:02.578
25	1	2:15.976	46.449	42.278	47.249	237.4	1:02:18.554

53 Porsche 911 Carrera RSR 3.0 1974
1.Maurizio FRATTI
2.Andrea CABIANCA
GT1

Lap	D	Time	Sector 1	Sector 2	Sector 3	T. Spd	Elapsed
1	1	2:30.558	58.318	44.490	47.750		2:30.558
2	1	2:17.633	46.037	44.603	46.993	231.3	4:48.191
3	1	4:05.183 B	48.040	52.780	2:24.363	236.3	8:53.374
4	1	3:05.544	55.180	48.229	1:22.135	145.0	11:58.918
5	1	3:54.614	1:15.827	1:13.976	1:24.811	83.4	15:53.532
6	1	2:36.748	1:03.656	44.272	48.820	61.0	18:30.280
7	1	2:18.739	46.734	44.180	47.825	228.8	20:49.019
8	1	2:19.964	47.245	44.045	48.674	229.3	23:08.983
9	1	2:15.399	45.316	42.927	47.156	232.3	25:24.382

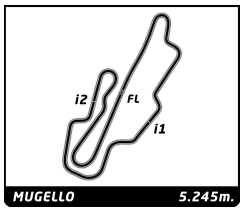

CLASSIC ENDURANCE RACING 1
MUGELLO CLASSIC
RACE

Sector Analysis

Personal Best | Session Best | B Crossing the finish line in pit lane

Lap	D	Time	Sector 1	Sector 2	Sector 3	T. Spd	Elapsed
10	1	4:39.339 B	49.388	1:08.613	2:41.338	231.3	30:03.721
11	2	2:40.465	1:10.548	42.751	47.166	73.6	32:44.186
12	2	2:16.449	46.184	42.359	47.906	228.8	35:00.635
13	2	2:15.906	45.872	42.819	47.215	228.3	37:16.541
14	2	2:14.364	45.225	42.458	46.681	229.3	39:30.905
15	2	2:14.687	45.018	42.921	46.748	228.8	41:45.592
16	2	2:14.569	45.173	42.523	46.873	227.4	44:00.161
17	2	2:15.405	45.050	43.086	47.269	228.8	46:15.566
18	2	2:14.357	45.308	41.953	47.096	228.3	48:29.923
19	2	2:14.869	45.425	42.662	46.782	228.3	50:44.792
20	2	2:13.180	44.720	41.863	46.597	228.8	52:57.972
21	2	2:15.164	46.039	42.265	46.860	226.9	55:13.136
22	2	2:13.977	45.073	42.079	46.825	229.8	57:27.113
23	2	2:15.112	46.031	42.057	47.024	227.8	59:42.225
24	2	2:14.705	45.209	42.385	47.111	227.8	1:01:56.930

56 Chevron B19 1971
1.Joao Paulo CAMPOS COS
2.Alexandre BEIRAO
P-2L

Lap	D	Time	Sector 1	Sector 2	Sector 3	T. Spd	Elapsed
1	1	2:43.671	1:07.421	47.433	48.817		2:43.671
2	1	2:14.765	45.781	42.138	46.846	236.8	4:58.436
3	1	2:14.214	46.556	42.425	45.233	213.4	7:12.650
4	1	2:14.116	45.320	42.510	46.286	218.2	9:26.766
5	1	3:07.693	43.939	57.072	1:26.682	219.1	12:34.459
6	1	3:56.633	1:22.582	1:18.859	1:15.192	74.9	16:31.092
7	1	2:15.045	45.413	43.341	46.291	223.6	18:46.137
8	1	2:08.941	43.731	40.317	44.893	229.3	20:55.078
9	1	2:11.234	44.929	40.867	45.438	208.9	23:06.312
10	1	2:12.647	44.994	40.669	46.984	202.2	25:18.959
11	1	6:03.121 B	48.558	1:13.185	4:01.378	193.9	31:22.080
12	2	2:21.640	56.115	40.238	45.287	150.8	33:43.720
13	2	2:11.716	43.584	42.568	45.564	238.4	35:55.436
14	2	2:10.024	43.516	41.402	45.106	236.3	38:05.460
15	2	2:11.705	43.035	41.163	47.507	236.8	40:17.165
16	2	2:07.795	42.993	40.292	44.510	237.9	42:24.960
17	2	2:07.279	43.103	39.582	44.594	237.4	44:32.239
18	2	2:06.113	41.975	39.900	44.238	237.9	46:38.352
19	2	2:06.888	42.529	39.310	45.049	237.4	48:45.240
20	2	2:05.770	42.160	39.606	44.004	235.8	50:51.010
21	2	2:06.793	42.636	39.530	44.627	237.9	52:57.803
22	2	2:07.632	42.560	39.568	45.504	237.4	55:05.435
23	2	2:07.742	43.226	39.816	44.700	227.4	57:13.177
24	2	2:06.040	42.253	39.297	44.490	236.3	59:19.217
25	2	2:07.329	42.885	40.171	44.273	235.8	1:01:26.546

59 Chevron B8 1969
1.Roger WHITESIDE
P-2L

Lap	D	Time	Sector 1	Sector 2	Sector 3	T. Spd	Elapsed
1	1	2:36.491	1:00.182	47.081	49.228		2:36.491
2	1	2:22.107	48.310	45.060	48.737	221.3	4:58.598
3	1	2:23.000	48.051	44.773	50.176	211.4	7:21.598
4	1	2:16.748	46.316	42.968	47.464	221.8	9:38.346
5	1	3:26.430	46.628	1:13.450	1:26.352	222.2	13:04.776
6	1	3:38.506	1:19.089	1:11.606	1:07.811	78.8	16:43.282
7	1	2:20.979	47.488	43.808	49.683	220.9	19:04.261
8	1	2:19.361	49.123	42.355	47.883	178.8	21:23.622
9	1	2:19.295	49.482	41.831	47.982	162.7	23:42.917
10	1	2:16.736	47.517	41.636	47.583	170.3	25:59.653
11	1	5:09.296 B	1:03.271	1:12.891	2:53.134	162.9	31:08.949
12	1	2:29.171	58.549	42.050	48.572	122.9	33:38.120
13	1	2:21.975	48.765	45.084	48.126	196.4	36:00.095
14	1	2:18.965	47.765	43.654	47.546	190.8	38:19.060
15	1	2:20.534	46.394	42.584	51.556	193.9	40:39.594
16	1	2:17.033	46.864	42.425	47.744	197.1	42:56.627
17	1	2:18.321	47.161	42.576	48.584	190.5	45:14.948
18	1	2:16.317	46.579	42.127	47.611	196.4	47:31.265
19	1	2:17.270	47.083	42.549	47.638	187.5	49:48.535
20	1	2:16.136	46.198	43.031	46.907	195.3	52:04.671
21	1	2:17.261	47.242	41.920	48.099	187.5	54:21.932
22	1	2:15.636	46.007	41.747	47.882	200.4	56:37.568
23	1	2:18.244	46.226	43.261	48.757	197.8	58:55.812
24	1	2:16.183	46.198	41.926	48.059	197.1	1:01:11.995

62 Ford GT40 (C) 1965
1.Michael BIRCH
GT1

Lap	D	Time	Sector 1	Sector 2	Sector 3	T. Spd	Elapsed
1	1	2:43.244	1:06.049	48.211	48.984		2:43.244
2	1	2:22.803	47.862	45.596	49.345	240.5	5:06.047
3	1	2:19.594	47.025	44.660	47.909	225.5	7:25.641
4	1	2:18.719	46.468	44.086	48.165	241.6	9:44.360
5	1	3:22.367	46.661	1:08.379	1:27.327	247.1	13:06.727
6	1	3:36.801	1:18.296	1:12.678	1:05.827	78.5	16:43.528
7	1	2:18.080	46.799	43.733	47.548	229.8	19:01.608
8	1	2:20.687	48.691	44.248	47.748	217.3	21:22.295
9	1	2:19.584	46.724	44.896	47.964	225.0	23:41.879
10	1	2:16.902	45.888	43.683	47.331	248.3	25:58.781
11	1	3:51.396 B	57.103	1:11.589	1:42.704	205.3	29:50.177
12	1	3:27.662	1:54.354	44.723	48.585	120.9	33:17.839
13	1	2:22.987	47.391	47.035	48.561	246.0	35:40.826
14	1	2:17.493	46.347	43.728	47.418	241.6	37:58.319
15	1	2:21.728	47.952	44.829	48.947	226.9	40:20.047
16	1	2:21.277	48.455	44.733	48.089	223.6	42:41.324
17	1	2:18.123	46.717	44.267	47.139	232.3	44:59.447
18	1	2:18.596	46.551	43.995	48.050	234.8	47:18.043
19	1	2:15.618	45.412	43.011	47.195	246.6	49:33.661
20	1	2:18.205	46.447	44.301	47.457	247.1	51:51.866
21	1	2:18.906	46.775	44.454	47.677	224.5	54:10.772
22	1	2:19.818	47.114	44.249	48.455	218.6	56:30.590
23	1	2:21.581	47.066	46.160	48.355	229.3	58:52.171
24	1	2:18.436	48.192	43.141	47.103	232.8	1:01:10.607

65 Porsche 911 Carrera RSR 3.0 1974
1.Daniele PERFETTI
GT1

Lap	D	Time	Sector 1	Sector 2	Sector 3	T. Spd	Elapsed
1	1	2:17.627	51.687	40.169	45.771		2:17.627
2	1	2:11.549	45.633	40.224	45.692	226.4	4:29.176
3	1	2:12.241	44.685	41.244	46.312	230.3	6:41.417
4	1	2:10.560	43.975	40.212	46.373	230.3	8:51.977
5	1	2:36.184	44.662	40.450	1:11.072	226.9	11:28.161
6	1	3:53.127	1:14.315	1:11.989	1:26.823	80.9	15:21.288
7	1	2:38.288	1:12.191	40.385	45.712	79.7	17:59.576
8	1	2:10.510	44.266	40.199	46.045	230.3	20:10.086
9	1	2:11.404	44.720	40.599	46.085	227.8	22:21.490
10	1	2:12.326	45.096	40.969	46.261	226.4	24:33.816
11	1	4:08.713 B	44.920	55.422	2:28.371	227.4	28:42.529
12	1	3:08.480	1:16.231	1:01.898	50.351	109.5	31:51.009
13	1	2:13.544	46.135	41.089	46.320	222.7	34:04.553

VILLAGE VERDE
SOTOGRANDE · ANDALUCÍA
AVON By SODIMEU-TYRES

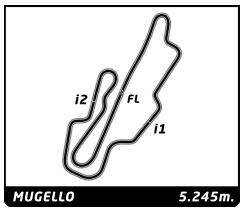

CLASSIC ENDURANCE RACING 1
MUGELLO CLASSIC
RACE

Sector Analysis

Personal Best | Session Best | **B** Crossing the finish line in pit lane

69 — Matra M650S (C) 1970
1. Mr JOHN OF B
2.Soheil AYARI
P+2L

Lap	D	Time	Sector 1	Sector 2	Sector 3	T. Spd	Elapsed
1	1	2:18.443	53.194	41.117	44.132		2:18.443
2	1	2:07.157	43.215	39.916	44.026	243.8	4:25.600
3	1	2:06.566	42.537	39.631	44.398	241.6	6:32.166
4	1	2:05.642	43.209	39.258	43.175	241.1	8:37.808
5	1	2:26.313	42.403	39.247	1:04.663	243.8	11:04.121
6	1	4:04.891	1:21.058	1:14.947	1:28.886	74.0	15:09.012
7	1	2:41.849	1:18.559	40.035	43.255	77.5	17:50.861
8	1	2:03.846	41.774	38.668	43.404	244.3	19:54.707
9	1	2:05.943	41.928	40.094	43.921	244.9	22:00.650
10	1	2:05.880	42.776	38.972	44.132	240.0	24:06.530
11	1	2:10.846	42.424	39.089	49.333	243.2	26:17.376
12	1	4:07.800 **B**	57.520	1:11.090	1:59.190	132.7	30:25.176
13	2	3:03.540	1:37.353	41.515	44.672	146.5	33:28.716
14	2	2:09.645	42.815	41.208	45.622	240.5	35:38.361
15	2	2:08.466	43.358	40.223	44.885	239.5	37:46.827
16	2	2:09.700	42.904	42.501	44.295	240.0	39:56.527

70 — Lola T70 Mk III B 1969
1.Pierre-Alain FRANCE
P+2L

Lap	D	Time	Sector 1	Sector 2	Sector 3	T. Spd	Elapsed
1	1	2:32.360	1:00.275	46.089	45.996		2:32.360
2	1	2:13.935	44.758	43.443	45.734	255.9	4:46.295
3	1	2:10.082	44.000	41.253	44.829	257.1	6:56.377
4	1	2:09.156	44.023	40.651	44.482	253.5	9:05.533
5	1	2:47.489	44.206	44.184	1:19.099	253.5	11:53.022
6	1	3:52.246	1:16.736	1:11.921	1:23.589	81.0	15:45.268
7	1	2:30.445	1:05.064	40.830	44.551	76.3	18:15.713
8	1	2:08.002	43.402	39.828	44.772	255.9	20:23.715
9	1	2:08.383	44.485	39.878	44.020	257.1	22:32.098
10	1	2:09.374	44.501	40.664	44.209	260.2	24:41.472
11	1	4:18.541 **B**	44.450	42.636	2:51.455	258.4	29:00.013
12	1	2:52.896	1:13.236	55.827	43.833	101.0	31:52.909
13	1	2:06.046	43.291	39.273	43.482	248.8	33:58.955
14	1	2:07.927	43.000	40.595	44.332	257.1	36:06.882
15	1	2:06.681	43.375	39.823	43.483	254.7	38:13.563
16	1	2:08.207	43.154	39.561	45.492	252.3	40:21.770
17	1	2:07.937	44.073	39.975	43.889	253.5	42:29.707
18	1	2:07.379	43.826	39.825	43.728	250.6	44:37.086
19	1	2:07.774	43.877	39.941	43.956	254.1	46:44.860
20	1	2:05.957	42.794	39.430	43.733	254.7	48:50.817
21	1	2:05.773	42.827	39.262	43.684	252.9	50:56.590
22	1	2:05.400	42.992	38.889	43.519	251.7	53:01.990
23	1	2:19.304	55.215	40.029	44.060	255.3	55:21.294
24	1	2:06.677	43.276	39.976	43.425	257.1	57:27.971
25	1	2:05.964	43.187	39.489	43.288	251.2	59:33.935
26	1	2:06.252	43.067	39.715	43.470	251.2	1:01:40.187

72 — Chevron B16 1970
1.Didier ROBIN
2.Fabien SARRAILH
P-2L

Lap	D	Time	Sector 1	Sector 2	Sector 3	T. Spd	Elapsed
1	1	2:36.688	1:01.358	46.704	48.626		2:36.688
2	1	2:21.477	47.336	45.154	48.987	228.3	4:58.165
3	1	2:20.421	48.128	44.572	47.721	220.0	7:18.586
4	1	2:17.310	45.922	43.448	47.940	224.1	9:35.896
5	1	3:25.466	46.367	1:11.232	1:27.867	222.7	13:01.362
6	1	3:40.272	1:19.094	1:11.094	1:10.084	76.7	16:41.634
7	1	2:18.962	46.311	43.843	48.808	215.1	19:00.596
8	1	2:17.603	46.443	43.708	47.452	220.4	21:18.199
9	1	2:19.220	46.375	44.641	48.204	223.6	23:37.419
10	1	2:17.423	45.604	44.312	47.507	225.0	25:54.842
11	1	4:50.945 **B**	59.466	1:12.224	2:39.255	224.1	30:45.787
12	2	2:32.961	1:00.575	44.061	48.325	112.1	33:18.748
13	2	2:19.459	47.281	44.158	48.020	225.9	35:38.207
14	2	2:16.196	46.021	42.859	47.316	219.1	37:54.403
15	2	2:18.354	47.186	43.241	47.927	221.3	40:12.757
16	2	2:15.623	44.742	42.873	48.008	225.5	42:28.380
17	2	2:13.369	44.994	42.264	46.111	224.5	44:41.749
18	2	2:12.409	44.610	41.506	46.293	225.5	46:54.158
19	2	2:11.435	44.512	40.992	45.931	221.3	49:05.593
20	2	2:13.946	44.482	42.316	47.148	220.9	51:19.539
21	2	2:11.477	44.256	40.948	46.273	222.2	53:31.016
22	2	2:12.396	45.498	40.844	46.054	219.5	55:43.412
23	2	2:13.476	45.516	41.281	46.679	222.7	57:56.888
24	2	2:12.770	44.696	41.324	46.750	221.8	1:00:09.658
25	2	2:14.881	45.356	42.135	47.390	224.5	1:02:24.539

75 — Chevron B16 1970
1.Ted TUPPEN
P-2L

Lap	D	Time	Sector 1	Sector 2	Sector 3	T. Spd	Elapsed
1	1	2:33.215	58.880	45.561	48.774		2:33.215
2	1	2:20.980	47.927	44.358	48.695	199.3	4:54.195
3	1	2:18.467	45.736	44.450	48.281	232.3	7:12.662
4	1	2:16.396	47.406	42.725	46.265	217.3	9:29.058
5	1	3:06.780	44.460	57.334	1:24.986	234.8	12:35.838
6	1	3:55.306	1:22.176	1:18.861	1:14.269	72.9	16:31.144
7	1	2:16.916	46.448	43.081	47.387	225.9	18:48.060
8	1	2:13.690	45.149	41.578	46.963	235.3	21:01.750
9	1	2:17.381	48.085	42.198	47.098	222.7	23:19.131
10	1	2:14.724	45.248	41.898	47.578	226.4	25:33.855
11	1	4:49.201 **B**	46.823	1:09.232	2:53.146	231.3	30:23.056
12	1	2:34.438	1:03.435	43.198	47.805	99.9	32:57.494
13	1	2:14.607	45.454	42.561	46.592	232.8	35:12.101
14	1	2:14.034	45.071	42.338	46.625	227.4	37:26.135
15	1	2:13.357	44.463	42.210	46.684	231.3	39:39.492
16	1	2:11.707	44.026	41.599	46.082	234.3	41:51.199
17	1	2:11.094	43.934	41.260	45.900	235.8	44:02.293
18	1	2:15.485	45.156	44.289	46.040	235.8	46:17.778
19	1	2:11.529	44.107	41.524	45.898	234.8	48:29.307
20	1	2:12.106	44.563	41.309	46.234	233.8	50:41.413
21	1	2:11.640	44.207	41.724	45.709	234.3	52:53.053
22	1	2:12.532	43.986	42.234	46.312	230.3	55:05.585
23	1	2:12.423	45.109	41.242	46.072	219.1	57:18.008
24	1	2:11.726	43.898	41.415	46.413	229.8	59:29.734
25	1	2:13.544	44.470	42.433	46.641	233.3	1:01:43.278

77 — Porsche 911 Carrera RSR 3.0 (C) 1974
1.Mark SUMPTER
GT1

Lap	D	Time	Sector 1	Sector 2	Sector 3	T. Spd	Elapsed
1	1	2:30.741	59.597	45.134	46.010		2:30.741
2	1	2:16.285	45.299	44.107	46.879	230.8	4:47.026
3	1	2:12.686	45.169	41.675	45.842	229.3	6:59.712
4	1	2:12.813	44.985	41.539	46.289	230.8	9:12.525
5	1	3:10.973	44.960	55.064	1:30.949	226.9	12:23.498
6	1	4:04.093	1:22.932	1:15.624	1:25.537	75.5	16:27.591
7	1	2:13.936	45.908	41.573	46.455	195.7	18:41.527

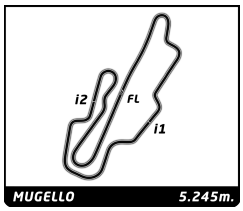

CLASSIC ENDURANCE RACING 1
MUGELLO CLASSIC
RACE

Sector Analysis

Personal Best | Session Best | **B** Crossing the finish line in pit lane

Lap	D	Time	Sector 1	Sector 2	Sector 3	T. Spd	Elapsed
8	1	2:12.187	44.929	41.005	46.253	225.5	20:53.714
9	1	2:11.747	44.649	41.193	45.905	227.8	23:05.461
10	1	2:12.072	45.176	40.934	45.962	226.4	25:17.533
11	1	4:45.179 B	44.199	1:13.018	2:47.962	229.8	30:02.712
12	1	2:34.265	1:06.988	41.370	45.907	77.3	32:36.977
13	1	2:11.444	44.467	41.515	45.462	225.9	34:48.421
14	1	2:11.339	44.151	41.414	45.774	227.4	36:59.760
15	1	2:10.224	44.253	40.479	45.492	225.5	39:09.984
16	1	2:10.537	44.219	40.596	45.722	225.5	41:20.521
17	1	2:10.510	44.350	40.599	45.561	224.5	43:31.031
18	1	2:11.880	44.065	41.299	46.516	224.5	45:42.911
19	1	2:12.270	44.060	42.202	46.008	227.8	47:55.181
20	1	2:11.833	44.434	41.179	46.220	226.4	50:07.014
21	1	2:11.757	44.592	41.328	45.837	226.4	52:18.771
22	1	2:10.713	44.152	40.916	45.645	227.4	54:29.484
23	1	2:11.019	44.220	40.866	45.933	225.9	56:40.503
24	1	2:13.642	44.694	41.902	47.046	226.9	58:54.145
25	1	2:12.201	45.439	40.845	45.917	227.8	1:01:06.346

79 Porsche 911 Carrera RS 3.0 (C) 1975
1.Brice PINEAU — GT1

Lap	D	Time	Sector 1	Sector 2	Sector 3	T. Spd	Elapsed
1	1	2:51.139	1:09.847	48.752	52.540		2:51.139
2	1	2:31.892	51.078	48.138	52.676	209.7	5:23.031
3	1	2:30.244	50.850	47.472	51.922	210.1	7:53.275

85 Porsche 911 Carrera RSR 3.0 1974
1.Ambrogio PERFETTI — GT1

Lap	D	Time	Sector 1	Sector 2	Sector 3	T. Spd	Elapsed
1	1	2:27.509	56.014	43.854	47.641		2:27.509
2	1	5:09.210 B	46.740			221.3	7:36.719
3	1	7:54.036 B	1:04.382			118.3	15:30.755
4	1	2:54.427	1:12.039	48.205	54.183	80.5	18:25.182
5	1	2:23.066	49.458	44.417	49.191	209.7	20:48.248

94 Chevron B6/8 1968
1.Stephan KOENIG
2.Philipp KOENIG — P-2L

Lap	D	Time	Sector 1	Sector 2	Sector 3	T. Spd	Elapsed
1	2	3:06.645	1:00.888	46.976	1:18.781		3:06.645
2	2	2:43.021	48.513	1:01.293	53.215	203.8	5:49.666
3	2	2:26.499	49.459	45.863	51.177	195.3	8:16.165
4	2	2:27.105	47.504	45.671	53.930	209.3	10:43.270
5	2	3:22.451	57.480	1:00.298	1:24.673	135.7	14:05.721
6	2	3:13.043	1:12.806	1:10.289	49.948	92.2	17:18.764
7	2	2:25.493	48.530	45.508	51.455	208.9	19:44.257
8	2	2:25.085	47.163	48.544	49.378	214.3	22:09.342
9	2	2:21.948	47.822	45.133	48.993	214.7	24:31.290
10	2	39:54.704 B	47.100	5:35.561	...	210.5	1:04:25.994

97 Chevron B19 1971
1.Emmanuel BRIGAND — P-2L

Lap	D	Time	Sector 1	Sector 2	Sector 3	T. Spd	Elapsed
1	1	2:32.424	1:02.091	44.015	46.318		2:32.424
2	1	2:10.500	44.941	42.874	42.685	240.0	4:42.924
3	1	2:05.565	41.636	39.541	44.388	243.8	6:48.489
4	1	2:08.287	43.197	40.085	45.005	241.6	8:56.776
5	1	2:43.425	43.907	40.678	1:18.840	241.1	11:40.201
6	1	3:58.176	1:20.552	1:11.997	1:25.627	79.0	15:38.377
7	1	2:28.282	1:06.061	39.301	42.920	77.7	18:06.659
8	1	2:03.696	41.760	39.010	42.926	238.9	20:10.355
9	1	2:04.076	41.459	39.921	42.696	244.9	22:14.431
10	1	2:03.809	42.706	38.149	42.954	243.2	24:18.240
11	1	3:38.508 B	42.778	38.566	2:17.164	246.0	27:56.748
12	1	3:23.819	1:22.299	1:11.725	49.795	75.9	31:20.567
13	1	2:03.572	42.099	38.574	42.899	236.8	33:24.139
14	1	2:03.869	42.279	38.633	42.957	240.0	35:28.008
15	1	2:05.080	43.687	38.761	42.632	242.2	37:33.088
16	1	2:02.841	41.845	37.975	43.021	240.0	39:35.929
17	1	2:03.721	42.092	39.024	42.605	243.8	41:39.650
18	1	2:03.788	42.357	38.538	42.893	244.3	43:43.438
19	1	2:03.930	42.155	38.997	42.778	241.6	45:47.368
20	1	2:04.438	41.945	39.284	43.209	239.5	47:51.806
21	1	2:03.606	42.825	37.948	42.833	238.9	49:55.412
22	1	2:03.904	41.793	38.735	43.376	238.9	51:59.316
23	1	2:05.360	42.194	40.379	42.787	242.7	54:04.676
24	1	2:03.897	42.010	38.861	43.026	242.7	56:08.573
25	1	2:02.639	41.606	37.954	43.079	240.5	58:11.212
26	1	2:01.828	41.924	37.400	42.504	240.0	1:00:13.040
27	1	2:04.848	42.091	38.600	44.157	243.8	1:02:17.888

99 Lola T70 Mk III 1967
1.Nick CHESTER — P+2L

Lap	D	Time	Sector 1	Sector 2	Sector 3	T. Spd	Elapsed
1	1	2:22.283	56.913	41.841	43.529		2:22.283
2	1	2:07.798	43.362	40.742	43.694	255.9	4:30.081
3	1	2:05.470	41.877	39.895	43.698	264.7	6:35.551
4	1	2:07.477	42.984	40.162	44.331	230.8	8:43.028
5	1	2:24.304	42.272	39.748	1:02.284	260.9	11:07.332
6	1	4:04.003	1:19.601	1:14.616	1:29.786	76.4	15:11.335
7	1	2:43.168	1:18.640	41.136	43.392	82.8	17:54.503
8	1	2:07.262	42.498	40.495	44.269	274.1	20:01.765
9	1	2:06.764	42.723	40.464	43.577	274.1	22:08.529
10	1	2:07.521	42.880	40.542	44.099	258.4	24:16.050
11	1	2:21.397	42.887	40.317	58.193	271.4	26:37.447
12	1	4:48.626 B	1:05.253	1:02.414	2:40.959	98.1	31:26.073
13	1	2:16.333	51.573	40.156	44.604	182.7	33:42.406
14	1	2:08.450	44.214	40.045	44.191	248.8	35:50.856
15	1	2:06.980	42.626	40.475	43.879	272.0	37:57.836
16	1	2:50.511	43.565	40.440	1:26.506	266.7	40:48.347
17	1	2:07.749	43.122	40.369	44.258	259.6	42:56.096
18	1	2:08.146	43.158	41.016	43.972	274.1	45:04.242
19	1	2:08.870	43.499	41.066	44.305	270.7	47:13.112
20	1	2:08.211	43.063	40.216	44.932	261.5	49:21.323
21	1	2:08.478	43.204	40.781	44.493	263.4	51:29.801
22	1	2:08.393	43.315	40.911	44.167	257.8	53:38.194
23	1	2:07.042	42.946	40.314	43.782	270.0	55:45.236
24	1	2:08.004	43.329	40.263	44.412	255.3	57:53.240
25	1	2:09.288	43.477	40.933	44.878	263.4	1:00:02.528
26	1	2:08.500	43.730	40.845	43.925	260.2	1:02:11.028

140 Lola T212 1971
1.Gonçalo GOMES — P-2L

Lap	D	Time	Sector 1	Sector 2	Sector 3	T. Spd	Elapsed
1	1	2:11.424	50.990	38.267	42.167		2:11.424
2	1	2:01.419	41.230	37.756	42.433	240.5	4:12.843
3	1	1:59.960	40.880	37.280	41.800	242.2	6:12.803
4	1	1:59.926	40.592	37.488	41.846	243.8	8:12.729
5	1	2:01.219	41.091	37.625	42.503	237.4	10:13.948
6	1	3:40.499	59.241	1:15.523	1:25.735	241.6	13:54.447
7	1	3:09.515	1:14.973	1:11.057	43.485	87.6	17:03.962

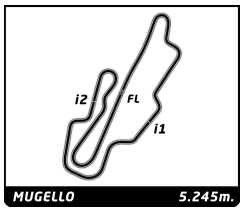

CLASSIC ENDURANCE RACING 1
MUGELLO CLASSIC
RACE

Sector Analysis

Personal Best | Session Best | **B** Crossing the finish line in pit lane

Lap	D	Time	Sector 1	Sector 2	Sector 3	T. Spd	Elapsed
8	1	2:00.360	41.063	37.226	42.071	241.1	19:04.322
9	1	2:00.210	41.049	37.544	41.617	244.9	21:04.532
10	1	2:01.672	42.157	37.694	41.821	249.4	23:06.204
11	1	1:59.153	40.574	36.708	41.871	244.3	25:05.357
12	1	4:20.286 B	40.683	55.117	2:44.486	240.0	29:25.643
13	1	2:37.718	1:12.912	42.167	42.639	87.9	32:03.361
14	1	2:00.169	40.698	37.194	42.277	244.3	34:03.530
15	1	1:59.479	40.427	36.999	42.053	245.5	36:03.009
16	1	1:59.971	40.228	37.713	42.030	247.1	38:02.980
17	1	2:03.219	41.251	37.979	43.989	236.8	40:06.199
18	1	2:02.267	41.075	38.890	42.302	238.4	42:08.466
19	1	2:00.427	40.825	37.558	42.044	241.1	44:08.893
20	1	2:01.354	40.542	38.920	41.892	242.7	46:10.247
21	1	2:00.352	41.417	37.113	41.822	243.8	48:10.599
22	1	2:01.700	41.397	37.573	42.730	236.3	50:12.299
23	1	2:03.267	41.356	38.197	43.714	236.8	52:15.566
24	1	2:03.723	41.859	37.447	44.417	230.8	54:19.289
25	1	2:17.920 B	41.902	38.729	57.289	208.9	56:37.209
26	1	2:10.368	48.675	38.482	43.211	166.4	58:47.577
27	1	2:02.968	41.419	38.394	43.155	242.7	1:00:50.545

151 Chevron B19 1971
1.Emanuele BENEDINI
2.Alberto TREZZI
P-2L

Lap	D	Time	Sector 1	Sector 2	Sector 3	T. Spd	Elapsed
1	1	2:17.456	52.867	41.013	43.576		2:17.456
2	1	2:05.232	43.157	38.799	43.276	246.6	4:22.688
3	1	2:03.822	41.887	38.592	43.343	247.1	6:26.510
4	1	2:03.869	42.069	38.232	43.568	244.9	8:30.379
5	1	2:10.407	42.146	39.320	48.941	244.9	10:40.786
6	1	3:23.711	49.781	1:04.921	1:29.009	144.0	14:04.497
7	1	3:08.691	1:12.647	1:11.032	45.012	87.9	17:13.188
8	1	2:02.509	42.017	37.837	42.655	244.9	19:15.697
9	1	2:03.930	41.217	38.829	43.884	244.9	21:19.627
10	1	2:06.205	43.604	38.870	43.731	236.8	23:25.832
11	1	2:06.482	43.123	39.691	43.668	248.8	25:32.314
12	1	3:22.862 B	43.448	1:07.226	1:32.188	240.0	28:55.176
13	2	3:59.970	2:36.032	39.039	44.899	162.4	32:55.146
14	2	2:04.788	42.255	38.550	43.983	244.3	34:59.934
15	2	2:01.781	41.633	37.572	42.576	242.2	37:01.715
16	2	2:01.531	41.552	37.424	42.555	245.5	39:03.246
17	2	2:02.798	41.410	37.957	43.431	242.2	41:06.044
18	2	2:01.612	41.376	37.588	42.648	242.2	43:07.656
19	2	2:04.539	41.094	37.639	45.806	244.3	45:12.195
20	2	2:02.572	41.433	37.897	43.242	244.3	47:14.767
21	2	2:04.395	42.392	39.361	42.642	248.3	49:19.162
22	2	2:00.511	40.973	37.169	42.369	241.6	51:19.673
23	2	2:00.822	41.112	37.290	42.420	244.9	53:20.495
24	2	2:03.064	41.932	38.544	42.588	246.0	55:23.559
25	2	2:04.498	41.304	39.774	43.420	245.5	57:28.057
26	2	2:06.956	43.460	39.443	44.053	244.9	59:35.013
27	2	2:02.748	42.631	37.302	42.815	251.2	1:01:37.761

192 Chevron B8 1968
1.Julian THOMAS
P-2L

Lap	D	Time	Sector 1	Sector 2	Sector 3	T. Spd	Elapsed
1	1	5:06.616	3:38.081	43.131	45.404	131.1	5:06.616
2	1	2:11.775	45.576	40.461	45.738	229.8	7:18.391
3	1	2:07.873	42.355	40.955	44.563	228.3	9:26.264
4	1	3:00.065	42.485	53.999	1:23.581	228.8	12:26.329
5	1	4:01.064	1:21.772	1:16.912	1:22.380	70.9	16:27.393
6	1	2:06.453	44.328	38.801	43.324	201.5	18:33.846
7	1	2:06.353	43.258	39.608	43.487	228.8	20:40.199
8	1	2:05.044	42.666	38.776	43.602	225.9	22:45.243
9	1	2:04.435	42.492	38.448	43.495	228.3	24:49.678
10	1	4:03.030 B	42.157	46.289	2:34.584	233.3	28:52.708
11	1	2:57.709	1:18.752	54.812	44.145	82.4	31:50.417
12	1	2:04.689	42.645	38.371	43.673	225.5	33:55.106
13	1	2:05.201	42.307	38.756	44.138	225.9	36:00.307
14	1	2:05.079	42.062	39.404	43.613	230.3	38:05.386
15	1	2:06.234	42.116	39.589	44.529	228.8	40:11.620
16	1	2:05.159	42.335	38.961	43.863	228.8	42:16.779
17	1	2:06.302	42.511	39.740	44.051	229.3	44:23.081
18	1	2:04.602	42.335	38.661	43.606	227.4	46:27.683
19	1	2:05.746	42.867	39.135	43.744	226.9	48:33.429
20	1	2:05.916	42.751	39.753	43.412	231.8	50:39.345
21	1	2:04.495	42.162	38.851	43.482	230.3	52:43.840
22	1	2:04.153	42.100	38.514	43.539	228.3	54:47.993
23	1	2:03.717	42.065	38.302	43.350	225.5	56:51.710
24	1	2:03.641	41.976	38.428	43.237	226.4	58:55.351
25	1	2:04.828	42.877	38.732	43.219	231.8	1:01:00.179