

CLASSIC ENDURANCE RACING 1

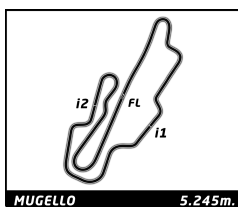
MUGELLO CLASSIC

QUALIFYING

Sector Analysis

Personal Best Session Best B Crossing the finish line in pit lane

| Lap | D | Time | Sector 1 | Sector 2 | Sector 3 | T. Spd | Elapsed | Lap | D | Time | Sector 1 | Sector 2 | Sector 3 | T. Spd | Elapsed | |
|-----------|---|--|-----------------|-----------------|-----------------|--------|-----------|------|---|-----------------|-----------------|---------------|-----------------|--------|-----------|--|
| 4 | | Porsche 917 K 1971 1. Claudio RODDARO | | | | | | P+2L | | | | | | | | |
| 1 | 1 | 12:32.500 | 9:48.234 | 1:16.381 | 1:27.885 | 85.3 | 12:32.500 | 1 | 1 | 5:32.468 | 2:55.294 | 1:06.813 | 1:30.361 | 84.8 | 5:32.468 | |
| 2 | 1 | 3:39.538 | 1:15.934 | 59.333 | 1:24.271 | 75.2 | 16:12.038 | 2 | 1 | 7:29.189 B | 1:26.611 | 1:19.878 | 4:42.700 | 86.7 | 13:01.657 | |
| 3 | 1 | 10:39.537 B | 1:28.832 | 1:17.298 | 7:53.407 | 75.6 | 26:51.575 | 3 | 1 | 3:55.860 | 1:24.005 | 1:02.181 | 1:29.674 | 72.5 | 16:57.517 | |
| 4 | 1 | 3:08.956 | 1:10.400 | 58.172 | 1:00.384 | 123.6 | 30:00.531 | 4 | 1 | 4:27.952 | 1:28.172 | 1:23.116 | 1:36.664 | 74.7 | 21:25.469 | |
| 5 | 1 | 3:01.894 | 1:01.284 | 58.991 | 1:01.619 | 165.1 | 33:02.425 | 5 | 1 | 3:06.372 | 1:05.902 | 59.849 | 1:00.621 | 141.0 | 24:31.841 | |
| 6 | 1 | 2:56.434 | 1:01.167 | 56.796 | 58.471 | 159.8 | 35:58.859 | 6 | 1 | 3:01.907 | 1:01.962 | 59.057 | 1:00.888 | 161.7 | 27:33.748 | |
| | | | | | | | | 7 | 1 | 9:23.148 B | 1:11.133 | 1:05.468 | 7:06.547 | 134.0 | 36:56.896 | |
| 7 | | Lola T70 Mk III B 1969 1. Toni SEILER | | | | | | P+2L | | | | | | | | |
| 1 | 1 | 21:52.526 | ... | 1:10.066 | 1:09.441 | 85.6 | 21:52.526 | 1 | 1 | 6:31.892 B | 3:23.262 | 1:16.145 | 1:52.485 | 109.0 | 6:31.892 | |
| 2 | 1 | 2:51.967 | 58.638 | 55.207 | 58.122 | 177.9 | 24:44.493 | 2 | 1 | 4:57.278 | 1:33.374 | 1:33.082 | 1:50.822 | 68.1 | 11:29.170 | |
| 3 | 1 | 2:52.652 | 59.415 | 55.755 | 57.482 | 177.9 | 27:37.145 | 3 | 1 | 3:33.450 | 1:35.535 | 57.610 | 1:00.305 | 62.0 | 15:02.620 | |
| 4 | 1 | 2:52.504 | 1:00.667 | 55.320 | 56.517 | 151.0 | 30:29.649 | 4 | 1 | 4:22.425 | 1:16.067 | 1:24.613 | 1:41.745 | 173.6 | 19:25.045 | |
| 5 | 1 | 6:43.685 B | 1:00.056 | 55.712 | 4:47.917 | 175.0 | 37:13.334 | 5 | 1 | 5:05.368 B | 1:37.777 | 1:06.589 | 2:21.002 | 72.3 | 24:30.413 | |
| 9 | | Porsche 911 Carrera RSR 3.0 (C) 1975 1. Jean-Claude TORRE | | | | | | GT1 | | | | | | | | |
| 1 | 1 | 4:27.371 | 2:04.274 | 1:01.730 | 1:21.367 | 79.1 | 4:27.371 | 6 | 1 | 3:24.702 | 1:17.341 | 1:01.374 | 1:05.987 | 107.7 | 27:55.115 | |
| 2 | 1 | 4:28.631 | 1:29.088 | 1:24.139 | 1:35.404 | 67.4 | 8:56.002 | 7 | 1 | 6:36.167 B | 1:13.372 | 1:05.438 | 4:17.357 | 132.8 | 34:31.282 | |
| 3 | 1 | 4:11.698 | 1:27.784 | 1:22.024 | 1:21.890 | 70.9 | 13:07.700 | 8 | 1 | 4:19.165 | 1:15.528 | 1:17.971 | 1:45.666 | 104.2 | 38:50.447 | |
| 4 | 1 | 3:28.823 | 1:00.978 | 58.808 | 1:29.037 | 154.9 | 16:36.523 | | | | | | | | | |
| 5 | 1 | 4:17.040 | 1:28.667 | 1:17.491 | 1:30.882 | 70.5 | 20:53.563 | | | | | | | | | |
| 6 | 1 | 3:21.737 | 1:17.661 | 1:00.292 | 1:03.784 | 74.7 | 24:15.300 | | | | | | | | | |
| 7 | 1 | 3:03.654 | 1:00.086 | 59.781 | 1:03.787 | 179.1 | 27:18.954 | | | | | | | | | |
| 8 | 1 | 3:02.696 | 1:02.137 | 58.201 | 1:02.358 | 150.6 | 30:21.650 | | | | | | | | | |
| 9 | 1 | 3:02.665 | 1:01.647 | 59.542 | 1:01.476 | 170.1 | 33:24.315 | | | | | | | | | |
| 10 | 1 | 3:22.597 | 1:02.653 | 1:04.791 | 1:15.153 | 170.3 | 36:46.912 | | | | | | | | | |
| 14 | | Lola T212 1971 1. Mauro POPONCINI | | | | | | P-2L | | | | | | | | |
| 1 | 1 | 4:08.898 | 1:47.684 | 1:02.075 | 1:19.139 | 86.0 | 4:08.898 | | | | | | | | | |
| 2 | 1 | 4:14.762 | 1:22.671 | 1:16.602 | 1:35.489 | 80.3 | 8:23.660 | | | | | | | | | |
| 3 | 1 | 4:10.535 | 1:28.371 | 1:16.363 | 1:25.801 | 73.0 | 12:34.195 | | | | | | | | | |
| 4 | 1 | 4:25.805 B | 1:18.476 | 1:03.267 | 2:04.062 | 81.3 | 17:00.000 | | | | | | | | | |
| 5 | 1 | 8:02.738 | 5:56.034 | 1:00.955 | 1:05.749 | 88.6 | 25:02.738 | | | | | | | | | |
| 6 | 1 | 3:14.049 | 1:05.975 | 1:01.927 | 1:06.147 | 144.4 | 28:16.787 | | | | | | | | | |
| 7 | 1 | 3:12.920 | 1:05.910 | 1:01.963 | 1:05.047 | 153.0 | 31:29.707 | | | | | | | | | |
| 8 | 1 | 3:08.030 | 1:02.576 | 1:00.575 | 1:04.879 | 171.7 | 34:37.737 | | | | | | | | | |
| 9 | 1 | 3:30.206 | 1:03.107 | 1:02.540 | 1:24.559 | 175.3 | 38:07.943 | | | | | | | | | |
| 15 | | Chevron B19 1971 1. John EMBERSON | | | | | | P-2L | | | | | | | | |
| 1 | 1 | 4:54.635 | 2:24.664 | 59.223 | 1:30.748 | 92.9 | 4:54.635 | | | | | | | | | |
| 2 | 1 | 4:29.892 | 1:28.222 | 1:21.795 | 1:39.875 | 76.4 | 9:24.527 | | | | | | | | | |
| 3 | 1 | 4:01.157 | 1:35.170 | 1:19.008 | 1:06.979 | 69.8 | 13:25.684 | | | | | | | | | |
| 4 | 1 | 3:22.323 | 59.714 | 58.442 | 1:24.167 | 153.8 | 16:48.007 | | | | | | | | | |
| 5 | 1 | 4:25.197 | 1:26.052 | 1:20.253 | 1:38.892 | 76.6 | 21:13.204 | | | | | | | | | |
| 6 | 1 | 2:52.126 | 59.934 | 55.039 | 57.153 | 165.4 | 24:05.330 | | | | | | | | | |
| 7 | 1 | 2:50.800 | 59.029 | 55.802 | 55.969 | 187.5 | 26:56.130 | | | | | | | | | |
| 8 | 1 | 5:46.032 B | 1:00.130 | 56.900 | 3:49.002 | 151.9 | 32:42.162 | | | | | | | | | |
| 9 | 1 | 3:02.342 | 1:11.705 | 55.221 | 55.416 | 126.3 | 35:44.504 | | | | | | | | | |
| 10 | 1 | 4:04.440 B | 1:02.680 | 1:15.620 | 1:46.140 | 195.7 | 39:48.944 | | | | | | | | | |
| 16 | | Lola T212 1971 1. Serge KRINKOFF | | | | | | P-2L | | | | | | | | |
| 1 | 1 | 5:32.468 | 2:55.294 | 1:06.813 | 1:30.361 | 84.8 | 5:32.468 | | | | | | | | | |
| 2 | 1 | 7:29.189 B | 1:26.611 | 1:19.878 | 4:42.700 | 86.7 | 13:01.657 | | | | | | | | | |
| 3 | 1 | 3:55.860 | 1:24.005 | 1:02.181 | 1:29.674 | 72.5 | 16:57.517 | | | | | | | | | |
| 4 | 1 | 4:27.952 | 1:28.172 | 1:23.116 | 1:36.664 | 74.7 | 21:25.469 | | | | | | | | | |
| 5 | 1 | 3:06.372 | 1:05.902 | 59.849 | 1:00.621 | 141.0 | 24:31.841 | | | | | | | | | |
| 6 | 1 | 3:01.907 | 1:01.962 | 59.057 | 1:00.888 | 161.7 | 27:33.748 | | | | | | | | | |
| 7 | 1 | 9:23.148 B | 1:11.133 | 1:05.468 | 7:06.547 | 134.0 | 36:56.896 | | | | | | | | | |
| 19 | | Chevron B19 1971 1. Rolf SIGRIST | | | | | | P-2L | | | | | | | | |
| 1 | 1 | 6:31.892 B | 3:23.262 | 1:16.145 | 1:52.485 | 109.0 | 6:31.892 | | | | | | | | | |
| 2 | 1 | 4:57.278 | 1:33.374 | 1:33.082 | 1:50.822 | 68.1 | 11:29.170 | | | | | | | | | |
| 3 | 1 | 3:33.450 | 1:35.535 | 57.610 | 1:00.305 | 62.0 | 15:02.620 | | | | | | | | | |
| 4 | 1 | 4:22.425 | 1:16.067 | 1:24.613 | 1:41.745 | 173.6 | 19:25.045 | | | | | | | | | |
| 5 | 1 | 5:05.368 B | 1:37.777 | 1:06.589 | 2:21.002 | 72.3 | 24:30.413 | | | | | | | | | |
| 6 | 1 | 3:24.702 | 1:17.341 | 1:01.374 | 1:05.987 | 107.7 | 27:55.115 | | | | | | | | | |
| 7 | 1 | 6:36.167 B | 1:13.372 | 1:05.438 | 4:17.357 | 132.8 | 34:31.282 | | | | | | | | | |
| 8 | 1 | 4:19.165 | 1:15.528 | 1:17.971 | 1:45.666 | 104.2 | 38:50.447 | | | | | | | | | |
| 20 | | Porsche 911 Carrera RSR 3.0 1974 1. Rémi TERRAIL 2. Jürg AEBERHARD | | | | | | GT1 | | | | | | | | |
| 1 | 2 | 6:55.144 | 3:59.910 | 1:19.610 | 1:35.624 | 83.6 | 6:55.144 | | | | | | | | | |
| 2 | 2 | 4:45.082 | 1:28.074 | 1:26.754 | 1:50.254 | 74.6 | 11:40.226 | | | | | | | | | |
| 3 | 2 | 3:12.656 | 1:26.974 | 52.019 | 53.663 | 65.5 | 14:52.882 | | | | | | | | | |
| 4 | 2 | 4:05.604 | 1:06.082 | 1:23.200 | 1:36.322 | 208.1 | 18:58.486 | | | | | | | | | |
| 5 | 2 | 3:36.532 | 1:26.411 | 1:11.340 | 58.781 | 76.3 | 22:35.018 | | | | | | | | | |
| 6 | 2 | 2:35.129 | 51.850 | 50.532 | 52.747 | 213.0 | 25:10.147 | | | | | | | | | |
| 7 | 2 | 2:32.865 | 51.731 | 49.050 | 52.084 | 210.9 | 27:43.012 | | | | | | | | | |
| 8 | 2 | 5:21.505 B | 56.377 | 53.925 | 3:31.203 | 206.9 | 33:04.517 | | | | | | | | | |
| 9 | 1 | 3:20.161 | 1:17.754 | 58.078 | 1:04.329 | 110.3 | 36:24.678 | | | | | | | | | |
| 21 | | De Tomaso Pantera Gr. N 1975 1. Detlef VON DER LIECK 2. Ralf KELLEHERS | | | | | | GT1 | | | | | | | | |
| 1 | 2 | 11:47.402 B | 8:16.465 | 1:27.715 | 2:03.222 | 76.2 | 11:47.402 | | | | | | | | | |
| 2 | 2 | 5:06.312 B | 2:34.844 | 58.404 | 1:33.064 | 102.2 | 16:53.714 | | | | | | | | | |
| 3 | 2 | 7:23.674 | 5:32.585 | 54.768 | 56.321 | 108.1 | 24:17.388 | | | | | | | | | |
| 4 | 2 | 3:00.456 | 59.638 | 59.867 | 1:00.951 | 151.3 | 27:17.844 | | | | | | | | | |
| 5 | 2 | 2:51.566 | 58.544 | 55.407 | 57.615 | 175.6 | 30:09.410 | | | | | | | | | |
| 6 | | | | | | | | | | | | | | | | |



CLASSIC ENDURANCE RACING 1

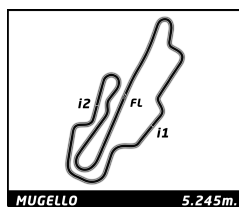
MUGELLO CLASSIC

QUALIFYING

Sector Analysis

■ Personal Best ■ Session Best B Crossing the finish line in pit lane

| Lap | D | Time | Sector 1 | Sector 2 | Sector 3 | T. Spd | Elapsed | Lap | D | Time | Sector 1 | Sector 2 | Sector 3 | T. Spd | Elapsed |
|---|---|-----------|----------|----------|----------|--------|-----------|-----|---|----------|----------|----------|----------|--------|-----------|
| 33 Lola T70 Mk III 1967 1. Patrick JACK P+2L | | | | | | | | | | | | | | | |
| 1 | 1 | 4:59.244 | 2:33.012 | 54.986 | 1:31.246 | 110.8 | 4:59.244 | 1 | 1 | 3:18.254 | 1:25.801 | 55.146 | 57.307 | 85.5 | 3:18.254 |
| 2 | 1 | 4:29.603 | 1:28.117 | 1:22.196 | 1:39.290 | 75.2 | 9:28.847 | 2 | 1 | 3:43.108 | 1:04.762 | 1:15.055 | 1:23.291 | 188.5 | 7:01.362 |
| 3 | 1 | 4:02.122 | 1:35.728 | 1:19.563 | 1:06.831 | 58.2 | 13:30.969 | 3 | 1 | 4:40.981 | 1:25.265 | 1:25.987 | 1:49.729 | 75.7 | 11:42.343 |
| 4 | 1 | 4:32.334 | 2:20.584 | 55.205 | 1:16.545 | 85.5 | 4:32.334 | 4 | 1 | 3:25.410 | 1:26.522 | 1:01.196 | 57.692 | 62.4 | 15:07.753 |
| 5 | 1 | 4:37.072 | 1:28.664 | 1:25.913 | 1:42.495 | 70.5 | 9:09.406 | 5 | 1 | 4:18.500 | 1:12.135 | 1:24.586 | 1:41.779 | 153.0 | 19:26.253 |
| 6 | 1 | 3:58.495 | 1:26.183 | 1:16.418 | 1:15.894 | 70.7 | 13:07.901 | 6 | 1 | 3:36.193 | 1:38.260 | 59.549 | 58.384 | 70.5 | 23:02.446 |
| 7 | 1 | 5:30.386 | 52.824 | 50.127 | 3:47.435 | 196.0 | 18:38.287 | 7 | 1 | 2:48.985 | 56.605 | 54.635 | 57.745 | 196.4 | 25:51.431 |
| 8 | 1 | 3:39.947 | 1:30.870 | 1:18.836 | 50.241 | 62.5 | 22:18.234 | 8 | 1 | 2:49.176 | 57.050 | 55.128 | 56.998 | 183.4 | 28:40.607 |
| 9 | 1 | 2:40.140 | 58.162 | 50.901 | 51.077 | 223.6 | 24:58.374 | 9 | 1 | 5:33.012 | 57.640 | 54.439 | 3:40.933 | 180.9 | 34:13.619 |
| 10 | 1 | 2:36.904 | 51.342 | 51.612 | 53.950 | 211.4 | 27:35.278 | 10 | 1 | 3:52.093 | 1:13.637 | 1:08.365 | 1:30.091 | 102.6 | 38:05.712 |
| 11 | 1 | 2:37.321 | 54.235 | 51.446 | 51.640 | 185.2 | 30:12.599 | | | | | | | | |
| 12 | 1 | 2:35.907 | 53.605 | 51.107 | 51.195 | 192.2 | 32:48.506 | | | | | | | | |
| 13 | 1 | 2:33.094 | 52.298 | 49.607 | 51.189 | 215.6 | 35:21.600 | | | | | | | | |
| 34 Lola T70 Mk III B 1969 1. David HART P+2L | | | | | | | | | | | | | | | |
| 1 | 1 | 3:54.240 | 1:52.027 | 58.243 | 1:03.970 | 79.8 | 3:54.240 | 1 | 1 | 9:09.686 | 1:38.089 | 58.220 | 6:33.377 | 103.3 | 9:09.686 |
| 2 | 1 | 6:52.001 | 1:24.540 | 1:22.352 | 4:05.109 | 85.6 | 10:46.241 | 2 | 2 | 4:14.154 | 1:34.223 | 1:22.039 | 1:17.892 | 69.0 | 13:23.840 |
| 3 | 1 | 3:35.615 | 1:23.416 | 1:12.118 | 1:00.081 | 88.0 | 14:21.856 | 3 | 2 | 3:14.153 | 55.546 | 52.111 | 1:26.496 | 184.3 | 16:37.993 |
| 4 | 1 | 4:30.247 | 1:31.757 | 1:19.321 | 1:39.169 | 149.8 | 18:52.103 | 4 | 2 | 5:54.371 | 1:27.918 | 1:17.696 | 3:08.757 | 70.5 | 22:32.364 |
| 5 | 1 | 3:51.027 | 1:25.818 | 1:18.316 | 1:06.893 | 79.4 | 22:43.130 | 5 | 1 | 3:20.311 | 1:19.343 | 59.960 | 1:01.008 | 105.5 | 25:52.675 |
| 6 | 1 | 3:39.439 | 1:23.064 | 1:07.605 | 1:08.770 | 153.0 | 26:22.569 | 6 | 1 | 2:54.092 | 59.153 | 57.717 | 57.222 | 161.9 | 28:46.767 |
| 7 | 1 | 3:18.577 | 1:07.043 | 1:04.419 | 1:07.115 | 160.7 | 29:41.146 | 7 | 1 | 2:53.764 | 57.807 | 58.444 | 57.513 | 183.4 | 31:40.531 |
| 8 | 1 | 3:23.780 | 1:08.990 | 1:05.855 | 1:08.935 | 151.7 | 33:04.926 | 8 | 1 | 2:50.969 | 58.603 | 55.392 | 56.974 | 177.3 | 34:31.500 |
| 9 | 1 | 3:13.924 | 1:06.132 | 1:02.419 | 1:05.373 | 147.5 | 36:18.850 | 9 | 1 | 3:27.437 | 56.208 | 1:00.331 | 1:30.898 | 190.1 | 37:58.937 |
| 43 Lola T70 Mk III B (C) 1969 1. Jon MINSHAW P+2L 2. Phil KEEN | | | | | | | | | | | | | | | |
| 1 | 1 | 2:51.054 | 1:08.079 | 51.369 | 51.606 | 126.2 | 2:51.054 | 1 | 1 | 3:20.311 | 1:19.343 | 59.960 | 1:01.008 | 105.5 | 25:52.675 |
| 2 | 1 | 3:48.161 | 53.253 | 1:15.163 | 1:39.745 | 191.2 | 6:39.215 | 2 | 1 | 2:53.764 | 57.807 | 58.444 | 57.513 | 183.4 | 31:40.531 |
| 3 | 1 | 4:56.062 | 1:30.887 | | | 72.9 | 11:35.277 | 3 | 1 | 3:27.437 | 56.208 | 1:00.331 | 1:30.898 | 190.1 | 37:58.937 |
| 4 | 1 | 3:13.120 | | | | | 14:48.397 | 4 | 1 | 3:54.240 | 1:52.027 | 58.243 | 1:03.970 | 79.8 | 3:54.240 |
| 5 | 1 | 4:02.822 | | | | 246.0 | 18:51.219 | 5 | 1 | 6:52.001 | 1:24.540 | 1:22.352 | 4:05.109 | 85.6 | 10:46.241 |
| 6 | 1 | 12:23.817 | | | | 51.656 | 31:15.036 | 6 | 1 | 3:35.615 | 1:23.416 | 1:12.118 | 1:00.081 | 88.0 | 14:21.856 |
| 7 | 1 | 2:35.204 | 52.762 | 49.986 | 52.456 | | 33:50.240 | 7 | 1 | 4:30.247 | 1:31.757 | 1:19.321 | 1:39.169 | 149.8 | 18:52.103 |
| 8 | 1 | 3:09.760 | 51.916 | 50.933 | 1:26.911 | 204.2 | 37:00.000 | 8 | 1 | 3:51.027 | 1:25.818 | 1:18.316 | 1:06.893 | 79.4 | 22:43.130 |
| 44 Chevron B19 1971 1. Rory JACK P-2L | | | | | | | | | | | | | | | |
| 1 | 1 | 5:01.473 | 2:36.437 | 53.348 | 1:31.688 | 127.4 | 5:01.473 | 1 | 1 | 3:39.439 | 1:23.064 | 1:07.605 | 1:08.770 | 153.0 | 26:22.569 |
| 2 | 1 | 8:13.974 | 1:29.242 | 1:22.525 | 5:22.207 | 75.4 | 13:15.447 | 2 | 1 | 3:18.577 | 1:07.043 | 1:04.419 | 1:07.115 | 160.7 | 29:41.146 |
| 3 | 1 | 3:35.286 | 1:12.155 | 58.073 | 1:25.058 | 90.2 | 16:50.733 | 3 | 1 | 3:23.780 | 1:08.990 | 1:05.855 | 1:08.935 | 151.7 | 33:04.926 |
| 4 | 1 | 4:42.478 | 1:26.752 | | | 72.2 | 21:33.211 | 4 | 1 | 3:23.780 | 1:08.990 | 1:05.855 | 1:08.935 | 151.7 | 33:04.926 |
| 5 | 1 | 3:10.452 | 1:12.967 | 56.876 | 1:00.609 | 83.7 | 24:43.663 | 5 | 1 | 3:13.924 | 1:06.132 | 1:02.419 | 1:05.373 | 147.5 | 36:18.850 |
| 6 | 1 | 2:49.971 | 59.125 | 53.643 | 57.203 | 180.3 | 27:33.634 | 6 | 1 | 4:02.822 | | | | 246.0 | 18:51.219 |
| 7 | 1 | 2:52.148 | 57.723 | 56.158 | 58.267 | 187.5 | 30:25.782 | 7 | 1 | 2:53.764 | 57.807 | 58.444 | 57.513 | 183.4 | 31:40.531 |
| 8 | 1 | 2:54.065 | 58.586 | 58.502 | 56.977 | 182.1 | 33:19.847 | 8 | 1 | 2:54.092 | 59.153 | 57.717 | 57.222 | 161.9 | 28:46.767 |
| 9 | 1 | 2:46.703 | 56.925 | 55.485 | 54.293 | 192.5 | 36:06.550 | 9 | 1 | 2:50.969 | 58.603 | 55.392 | 56.974 | 177.3 | 34:31.500 |
| 46 Porsche 911 Carrera RS 2.7 1973 1. Alice BOURIEZ GT1 2. Christian BOURIEZ | | | | | | | | | | | | | | | |
| 1 | 1 | 6:59.944 | 4:21.541 | 1:15.063 | 1:23.340 | 94.9 | 6:59.944 | 1 | 1 | 2:54.065 | 58.586 | 58.502 | 56.977 | 182.1 | 33:19.847 |
| 2 | 1 | 4:41.094 | 1:24.942 | 1:26.532 | 1:49.620 | 80.7 | 11:41.038 | 2 | 1 | 2:46.703 | 56.925 | 55.485 | 54.293 | 192.5 | 36:06.550 |
| 3 | 1 | 3:32.072 | 1:29.151 | 1:00.049 | 1:02.872 | 63.3 | 15:13.110 | 3 | 1 | 5:01.473 | 2:36.437 | 53.348 | 1:31.688 | 127.4 | 5:01.473 |
| 4 | 1 | 4:14.300 | 1:11.682 | 1:20.617 | 1:42.001 | 104.9 | 19:27.410 | 4 | 1 | 8:13.974 | 1:29.242 | 1:22.525 | 5:22.207 | 75.4 | 13:15.447 |
| 5 | 1 | 3:44.248 | 1:38.262 | 1:02.514 | 1:03.472 | 65.3 | 23:11.658 | 5 | 1 | 3:35.286 | 1:12.155 | 58.073 | 1:25.058 | 90.2 | 16:50.733 |
| 6 | 1 | 3:03.663 | 1:01.303 | 59.808 | 1:02.552 | 175.0 | 26:15.321 | 6 | 1 | 4:42.478 | 1:26.752 | | | 72.2 | 21:33.211 |
| 7 | 1 | 2:59.335 | 1:01.269 | 56.997 | 1:01.069 | 163.4 | 29:14.656 | 7 | 1 | 3:10.452 | 1:12.967 | 56.876 | 1:00.609 | 83.7 | 24:43.663 |



CLASSIC ENDURANCE RACING 1

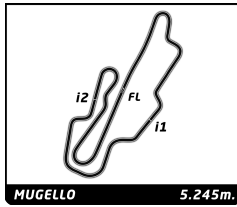
MUGELLO CLASSIC

QUALIFYING

Sector Analysis

■ Personal Best ■ Session Best B Crossing the finish line in pit lane

| Lap | D | Time | Sector 1 | Sector 2 | Sector 3 | T. Spd | Elapsed | Lap | D | Time | Sector 1 | Sector 2 | Sector 3 | T. Spd | Elapsed |
|--|---|-----------------|-----------------|-----------------|-----------------|--------|-----------|-----|---|-----------------|-----------------|-----------------|-----------------|--------|-----------|
| 48 Porsche 908/03 1969 1. Peter VÖGELE P+2L | | | | | | | | | | | | | | | |
| 8 | 1 | 3:03.840 | 1:01.854 | 59.044 | 1:02.942 | 172.2 | 32:18.496 | 7 | 1 | 2:38.534 | 53.379 | 51.769 | 53.386 | 206.9 | 26:01.740 |
| 9 | 1 | 2:57.061 | 1:00.129 | 57.463 | 59.469 | 173.6 | 35:15.557 | 8 | 1 | 2:37.853 | 52.859 | 51.363 | 53.631 | 224.5 | 28:39.593 |
| 10 | 1 | 3:35.702 | 58.216 | 1:12.146 | 1:25.340 | 182.1 | 38:51.259 | 9 | 1 | 2:38.868 | 53.167 | 51.286 | 54.415 | 212.2 | 31:18.461 |
| 11 | 1 | | | | | | | 10 | 1 | 2:33.227 | 52.842 | 49.251 | 51.134 | 210.5 | 33:51.688 |
| 12 | 1 | | | | | | | 11 | 1 | 3:18.649 | 58.203 | 59.107 | 1:21.339 | 175.6 | 37:10.337 |
| 68 Porsche 911 Carrera RSR 3.0 1974 1. Luca LITTARDI GT1 | | | | | | | | | | | | | | | |
| 1 | 1 | 6:18.655 | 3:20.040 | 1:20.864 | 1:37.751 | 91.7 | 6:18.655 | 1 | 1 | 11:02.381 B | 3:11.635 | 1:14.760 | 6:35.986 | 79.9 | 11:02.381 |
| 2 | 1 | 4:16.721 | 1:26.239 | 1:19.644 | 1:30.838 | 77.6 | 10:35.376 | 2 | 1 | 3:56.708 | 1:39.000 | 1:08.292 | 1:09.416 | 67.8 | 14:59.089 |
| 3 | 1 | 3:44.698 | 1:27.551 | 1:13.021 | 1:04.126 | 82.0 | 14:20.074 | 3 | 1 | 4:13.424 | 1:15.984 | 1:21.387 | 1:36.053 | 158.8 | 19:12.513 |
| 4 | 1 | 3:58.336 | 1:06.439 | 1:19.211 | 1:32.686 | 158.4 | 18:18.410 | 4 | 1 | 6:22.930 B | 1:33.931 | 1:13.012 | 3:35.987 | 73.3 | 25:35.443 |
| 5 | 1 | 4:01.102 | 1:28.385 | 1:22.005 | 1:10.712 | 76.9 | 22:19.512 | 5 | 1 | 3:51.085 | 1:29.942 | 1:11.224 | 1:09.919 | 87.6 | 29:26.528 |
| 6 | 1 | 3:15.986 | 1:06.483 | 1:04.760 | 1:04.743 | 156.3 | 25:35.498 | 6 | 1 | 3:44.071 | 1:06.939 | 1:21.475 | 1:15.657 | 182.1 | 33:10.599 |
| 7 | 1 | | | | | | | 7 | 1 | 6:20.855 B | 1:11.869 | 1:13.225 | 3:55.761 | 155.8 | 39:31.454 |
| 53 Porsche 911 Carrera RSR 3.0 1974 1. Maurizio FRATTI GT1 2. Andrea CABIANCA | | | | | | | | | | | | | | | |
| 1 | 1 | 4:06.788 | 1:54.777 | 56.830 | 1:15.181 | 78.8 | 4:06.788 | 1 | 1 | 6:20.238 | 3:23.977 | 1:17.868 | 1:38.393 | 109.8 | 6:20.238 |
| 2 | 1 | 4:15.116 | 1:20.973 | 1:18.744 | 1:35.399 | 88.2 | 8:21.904 | 2 | 1 | 4:17.879 | 1:27.191 | 1:20.055 | 1:30.633 | 73.0 | 10:38.117 |
| 3 | 1 | 8:40.037 B | 1:23.016 | 1:18.568 | 5:58.453 | 65.0 | 17:01.941 | 3 | 1 | 3:32.887 | 1:28.492 | 1:08.186 | 56.209 | 81.3 | 14:11.004 |
| 4 | 1 | 4:22.700 | 1:27.391 | 1:25.782 | 1:29.527 | 77.8 | 21:24.641 | 4 | 1 | 3:48.996 B | 55.942 | 1:04.473 | 1:48.581 | 198.9 | 18:00.000 |
| 5 | 1 | 2:52.572 | 58.208 | 56.539 | 57.825 | 190.5 | 24:17.213 | 5 | 1 | 6:26.158 | 4:32.800 | 56.896 | 56.462 | 105.6 | 24:26.158 |
| 6 | 1 | 2:52.729 | 58.717 | 55.759 | 58.253 | 190.8 | 27:09.942 | 6 | 1 | 2:43.981 | 55.325 | 53.699 | 54.957 | 190.1 | 27:10.139 |
| 7 | 1 | 2:51.834 | 58.897 | 55.002 | 57.935 | 202.6 | 30:01.776 | 7 | 1 | 2:47.733 | 56.067 | 54.088 | 57.578 | 182.4 | 29:57.872 |
| 8 | 1 | 3:13.964 | 1:14.435 | 1:01.728 | 57.801 | 124.4 | 33:15.740 | 8 | 1 | 2:43.442 | 55.378 | 54.056 | 54.008 | 188.8 | 32:41.314 |
| 9 | 1 | 4:55.922 B | 1:17.416 | 1:14.281 | 2:24.225 | 209.7 | 38:11.662 | 9 | 1 | 4:18.686 B | 54.986 | 55.206 | 2:28.494 | 200.0 | 37:00.000 |
| 59 Chevron B8 1969 1. Roger WHITESIDE P-2L | | | | | | | | | | | | | | | |
| 1 | 1 | 4:49.974 | 2:19.204 | 1:01.735 | 1:29.035 | 91.4 | 4:49.974 | 1 | 1 | 14:19.135 | ... | 1:12.234 | 58.543 | 64.4 | 14:19.135 |
| 2 | 1 | 4:32.111 | 1:27.774 | 1:20.892 | 1:43.445 | 74.8 | 9:22.085 | 2 | 1 | 3:57.222 | 1:01.995 | 1:21.721 | 1:33.506 | 165.4 | 18:16.357 |
| 3 | 1 | 4:07.494 | 1:34.760 | 1:20.082 | 1:12.652 | 63.5 | 13:29.579 | 3 | 1 | 3:53.736 | 1:28.148 | 1:21.352 | 1:04.236 | 74.5 | 22:10.093 |
| 4 | 1 | 4:01.798 | 1:11.079 | 1:14.468 | 1:36.251 | 119.9 | 17:31.377 | 4 | 1 | 3:01.114 | 1:01.323 | 59.642 | 1:00.149 | 177.6 | 25:11.207 |
| 5 | 1 | 4:11.714 | 1:29.644 | 1:21.418 | 1:20.652 | 68.8 | 21:43.091 | 5 | 1 | 6:21.770 B | 1:02.429 | 1:01.259 | 4:18.082 | 155.8 | 31:32.977 |
| 6 | 1 | 3:03.132 | 1:04.323 | 57.725 | 1:01.084 | 150.6 | 24:46.223 | 6 | 1 | | | | | | |
| 7 | 1 | 2:59.143 | 1:02.069 | 59.002 | 58.072 | 146.9 | 27:45.366 | 7 | 1 | | | | | | |
| 8 | 1 | 2:57.779 | 59.983 | 59.042 | 58.754 | 169.8 | 30:43.145 | 8 | 1 | | | | | | |
| 9 | 1 | 2:56.184 | 1:01.190 | 56.104 | 58.890 | 157.2 | 33:39.329 | 9 | 1 | | | | | | |
| 10 | 1 | 3:23.310 | 1:00.612 | 59.845 | 1:22.853 | 158.4 | 37:02.639 | 10 | 1 | | | | | | |
| 62 Ford GT40 (C) 1965 1. Michael BIRCH GT1 | | | | | | | | | | | | | | | |
| 1 | 1 | 4:38.318 | 2:16.949 | 1:01.498 | 1:19.871 | 86.4 | 4:38.318 | 1 | 1 | 3:42.505 | 1:29.502 | 1:06.198 | 1:06.805 | 97.6 | 3:42.505 |
| 2 | 1 | 4:34.552 | 1:26.906 | 1:26.625 | 1:41.021 | 72.8 | 9:12.870 | 2 | 1 | 4:23.384 | 1:26.460 | 1:19.409 | 1:37.515 | 93.1 | 8:05.889 |
| 3 | 1 | 4:02.665 | 1:28.508 | 1:15.358 | 1:18.799 | 66.3 | 13:15.535 | 3 | 1 | 4:23.169 | 1:29.024 | 1:19.092 | 1:35.053 | 76.8 | 12:29.058 |
| 4 | 1 | 3:41.814 B | 1:03.282 | 1:02.864 | 1:35.668 | 149.0 | 16:57.349 | 4 | 1 | 3:39.766 | 1:16.552 | 1:00.173 | 1:23.041 | 76.5 | 16:08.824 |
| 5 | 1 | 6:31.110 | 4:24.274 | 1:02.937 | 1:03.899 | 91.1 | 23:28.459 | 5 | 1 | 4:18.791 | 1:27.933 | 1:17.439 | 1:33.419 | 75.3 | 20:27.615 |
| 6 | 1 | 3:09.091 | 1:02.724 | 1:01.740 | 1:04.627 | 165.6 | 26:37.550 | 6 | 1 | 3:31.481 | 1:20.862 | 1:05.150 | 1:05.469 | 77.3 | 23:59.096 |
| 7 | 1 | 3:14.230 | 1:05.360 | 1:02.721 | 1:06.149 | 147.3 | 29:51.780 | 7 | 1 | 3:12.279 | 1:05.087 | 1:02.191 | 1:05.001 | 174.5 | 27:11.375 |
| 8 | 1 | 3:16.902 | 1:07.559 | 1:03.657 | 1:05.686 | 157.2 | 33:08.682 | 8 | 1 | 3:08.791 | 1:05.620 | 1:01.286 | 1:01.885 | 150.8 | 30:20.166 |
| 9 | 1 | | | | | | | 9 | 1 | 3:04.045 | 1:02.566 | 59.524 | 1:01.955 | 161.7 | 33:24.211 |
| 10 | 1 | | | | | | | 10 | 1 | 3:19.490 | 1:04.114 | 1:02.338 | 1:13.038 | 168.2 | 36:43.701 |
| 65 Porsche 911 Carrera RSR 3.0 1974 1. Daniele PERFETTI GT1 | | | | | | | | | | | | | | | |
| 1 | 1 | 4:12.408 | 2:08.751 | 54.081 | 1:09.576 | 72.4 | 4:12.408 | 1 | 1 | 4:57.708 | 2:27.956 | 57.809 | 1:31.943 | 78.1 | 4:57.708 |
| 2 | 1 | 4:16.009 | 1:23.963 | 1:14.394 | 1:37.652 | 79.6 | 8:28.417 | 2 | 1 | 4:30.458 | 1:28.272 | 1:21.499 | 1:40.687 | 77.6 | 9:28.166 |
| 3 | 1 | 4:09.505 | 1:27.470 | 1:15.327 | 1:26.708 | 74.8 | 12:37.922 | 3 | 1 | 4:06.688 | 1:33.899 | 1:20.592 | 1:12.197 | 62.2 | 13:34.854 |
| 4 | 1 | 3:10.623 | 1:08.639 | 51.052 | 1:10.932 | 90.1 | 15:48.545 | 4 | 1 | 3:39.588 | 1:06.606 | 1:06.395 | 1:26.587 | 147.9 | 17:14.442 |
| 5 | 1 | 4:21.838 | 1:25.668 | 1:22.432 | 1:33.738 | 78.5 | 20:10.383 | 5 | 1 | 4:14.505 | 1:25.570 | 1:20.935 | 1:28.000 | 77.5 | 21:28.947 |
| 6 | 1 | 3:12.823 | 1:23.547 | 51.941 | 57.335 | 75.5 | 23:23.206 | 6 | 1 | 3:04.377 | 1:05.254 | 58.967 | 1:00.156 | 141.2 | 24:33.324 |
| 72 Chevron B16 1970 1. Didier ROBIN P-2L 2. Fabien SARRAILH | | | | | | | | | | | | | | | |
| 1 | 1 | 3:42.505 | 1:29.502 | 1:06.198 | 1:06.805 | 97.6 | 3:42.505 | 1 | 1 | 4:57.708 | 2:27.956 | 57.809 | 1:31.943 | 78.1 | 4:57.708 |
| 2 | 1 | 4:23.384 | 1:26.460 | 1:19.409 | 1:37.515 | 93.1 | 8:05.889 | 2 | 1 | 4:30.458 | 1:28.272 | 1:21.499 | 1:40.687 | 77.6 | 9:28.166 |
| 3 | 1 | 4:23.169 | 1:29.024 | 1:19.092 | 1:35.053 | 76.8 | 12:29.058 | 3 | 1 | 4:06.688 | 1:33.899 | 1:20.592 | 1:12.197 | 62.2 | 13:34.854 |
| 4 | 1 | 3:39.766 | 1:16.552 | 1:00.173 | 1:23.041 | 76.5 | 16:08.824 | 4 | 1 | 3:39.588 | 1:06.606 | 1:06.395 | 1:26.587 | 147.9 | 17:14.442 |
| 5 | 1 | 4:18.791 | 1:27.933 | 1:17.439 | 1:33.419 | 75.3 | 20:27.615 | 5 | 1 | 4:14.505 | 1:25.570 | 1:20.935 | 1:28.000 | 77.5 | 21:28.947 |
| 6 | 1 | 3:31.481 | 1:20.862 | 1:05.150 | 1:05.469 | 77.3 | 23:59.096 | 6 | 1 | 3:04.377 | 1:05.254 | 58.967 | 1:00.156 | 141.2 | 24:33.324 |
| 7 | 1 | 3:12.279 | 1:05.087 | 1:02.191 | 1:05.001 | 174.5 | 27:11.375 | 7 | 1 | | | | | | |
| 8 | 1 | 3:08.791 | 1:05.620 | 1:01.286 | 1:01.885 | 150.8 | 30:20.166 | 8 | 1 | | | | | | |
| 9 | 1 | 3:04.045 | 1:02.566 | 59.524 | 1:01.955 | 161.7 | 33:24.211 | 9 | 1 | | | | | | |
| 10 | 1 | 3:19.490 | 1:04.114 | 1:02.338 | 1:13.038 | 168.2 | 36:43.701 | 10 | 1 | | | | | | |
| 75 Chevron B16 1970 1. Ted TUPPEN P-2L | | | | | | | | | | | | | | | |
| 1 | 1 | 4:57.708 | 2:27.956 | 57.809 | 1:31.943 | 78.1 | 4:57.708 | 1 | 1 | 4:57.708 | 2:27.956 | 57.809 | 1:31.943 | 78.1 | 4:57.708 |
| 2 | 1 | 4:30.458 | 1:28.272 | 1:21.499 | 1:40.687 | 77.6 | 9:28.166 | 2 | 1 | 4:30.458 | 1:28.272 | 1:21.499 | 1:40.687 | 77.6 | 9:28.166 |
| 3 | 1 | 4:06.688 | 1:33.899 | 1:20.592 | 1:12.197 | 62.2 | 13:34.854 | 3 | 1 | 4:06.688 | 1:33.899 | 1:20.592 | 1:12.197 | 62.2 | 13:34.854 |
| 4 | 1 | 3:39.588 | 1:06.606 | 1:06.395 | 1:26.587 | 147.9 | 17:14.442 | 4 | 1 | 3:39.588 | 1:06.606 | 1:06.395 | 1:26.587 | 147.9 | 17:14.442 |
| 5 | 1 | 4:14.505 | 1:25.570 | 1:20.935 | 1:28.000 | 77.5 | 21:28.947 | 5 | 1 | 4:14.505 | 1:25.570 | 1:20.935 | 1:28.000 | 77.5 | 21:28.947 |
| 6 | 1 | 3:04.377 | 1:05.254 | 58.967 | 1:00.156 | 141.2 | 24:33.324 | 6 | 1 | 3:04.377 | 1:05.254 | 58.967 | 1:00.156 | 141.2 | 24:33.324 |



CLASSIC ENDURANCE RACING 1 MUGELLO CLASSIC QUALIFYING

Sector Analysis

Personal Best Session Best B Crossing the finish line in pit lane

| Lap | D | Time | Sector 1 | Sector 2 | Sector 3 | T. Spd | Elapsed | Lap | D | Time | Sector 1 | Sector 2 | Sector 3 | T. Spd | Elapsed |
|-----|---|-----------------|---------------|---------------|---------------|--------|-----------|-----|---|----------|----------|----------|----------|--------|-----------|
| 7 | 1 | 3:01.485 | 1:02.602 | 58.484 | 1:00.399 | 148.4 | 27:34.809 | 2 | 1 | 4:35.140 | 1:27.190 | 1:26.124 | 1:41.826 | 76.7 | 9:10.171 |
| 8 | 1 | 3:07.178 | 1:06.628 | 57.830 | 1:02.720 | 135.2 | 30:41.987 | 3 | 1 | 4:01.525 | 1:27.016 | 1:15.949 | 1:18.560 | 74.7 | 13:11.696 |
| 9 | 1 | 2:51.513 | 59.003 | 54.285 | 58.225 | 159.1 | 33:33.500 | 4 | 1 | 3:10.159 | 57.904 | 56.216 | 1:16.039 | 166.4 | 16:21.855 |
| 10 | 1 | 3:17.393 | 1:00.325 | 58.996 | 1:18.072 | 147.7 | 36:50.893 | 5 | 1 | 4:10.783 | 1:21.987 | 1:17.009 | 1:31.787 | 103.6 | 20:32.638 |

77 Porsche 911 Carrera RSR 3.0 (C) 1974
1. Mark SUMPTER GT1

| | | | | | | | |
|---|---|-----------------|-----------------|---------------|---------------|-------|-----------|
| 1 | 1 | 3:44.701 | 1:41.141 | 59.088 | 1:04.472 | 95.7 | 3:44.701 |
| 2 | 1 | 9:38.833 B | 1:28.948 | 1:22.494 | 6:47.391 | 54.4 | 13:23.534 |
| 3 | 1 | 4:15.713 | 1:22.656 | 1:17.201 | 1:35.856 | 69.2 | 17:39.247 |
| 4 | 1 | 4:01.359 | 1:24.724 | 1:21.743 | 1:14.892 | 77.1 | 21:40.606 |
| 5 | 1 | 3:05.679 | 1:02.639 | 59.494 | 1:03.546 | 154.7 | 24:46.285 |
| 6 | 1 | 3:05.494 | 1:05.772 | 58.313 | 1:01.409 | 132.4 | 27:51.779 |
| 7 | 1 | 3:00.993 | 1:02.099 | 59.331 | 59.563 | 161.7 | 30:52.772 |
| 8 | 1 | 2:58.751 | 1:01.858 | 58.025 | 58.868 | 175.3 | 33:51.523 |
| 9 | 1 | 3:24.080 | 1:01.555 | 58.136 | 1:24.389 | 155.2 | 37:15.603 |

79 Porsche 911 Carrera RSR 3.0 (C) 1974
1. Brice PINEAU GT1

| | | | | | | | |
|---|---|-----------------|-----------------|-----------------|-----------------|-------|-----------|
| 1 | 1 | 5:28.313 B | 2:10.208 | 1:05.478 | 2:12.627 | 84.2 | 5:28.313 |
| 2 | 1 | 4:43.911 | 1:27.895 | 1:15.030 | 2:00.986 | 98.0 | 10:12.224 |
| 3 | 1 | 3:59.551 | 1:32.507 | 1:19.011 | 1:08.033 | 78.8 | 14:11.775 |
| 4 | 1 | 4:02.755 | 1:07.492 | 1:22.068 | 1:33.195 | 151.5 | 18:14.530 |
| 5 | 1 | 4:03.376 | 1:28.478 | 1:21.634 | 1:13.264 | 80.7 | 22:17.906 |
| 6 | 1 | 3:24.899 | 1:06.486 | 1:08.579 | 1:09.834 | 171.2 | 25:42.805 |
| 7 | 1 | 3:24.511 | 1:07.821 | 1:06.401 | 1:10.289 | 158.1 | 29:07.316 |
| 8 | 1 | 3:19.978 | 1:07.983 | 1:04.928 | 1:07.067 | 131.2 | 32:27.294 |
| 9 | 1 | 3:23.008 | 1:06.990 | 1:06.490 | 1:09.528 | 165.1 | 35:50.302 |

85 Porsche 911 Carrera RSR 3.0 1974
1. Ambrogio PERFETTI GT1

| | | | | | | | |
|----|---|-----------------|---------------|---------------|---------------|-------|-----------|
| 1 | 1 | 4:14.078 | 2:09.726 | 54.722 | 1:09.630 | 69.7 | 4:14.078 |
| 2 | 1 | 4:15.463 | 1:23.037 | 1:14.753 | 1:37.673 | 80.2 | 8:29.541 |
| 3 | 1 | 4:10.129 | 1:27.365 | 1:15.387 | 1:27.377 | 73.7 | 12:39.670 |
| 4 | 1 | 3:24.444 | 1:09.284 | 56.855 | 1:18.305 | 117.8 | 16:04.114 |
| 5 | 1 | 4:13.575 | 1:19.374 | 1:18.291 | 1:35.910 | 80.5 | 20:17.689 |
| 6 | 1 | 3:08.388 | 1:17.224 | 53.343 | 57.821 | 79.4 | 23:26.077 |
| 7 | 1 | 2:47.593 | 55.958 | 53.255 | 58.380 | 191.2 | 26:13.670 |
| 8 | 1 | 2:47.635 | 56.075 | 54.534 | 57.026 | 191.5 | 29:01.305 |
| 9 | 1 | 3:41.956 B | 55.589 | 53.684 | 1:52.683 | 202.6 | 32:43.261 |
| 10 | 1 | 3:04.888 | 1:11.248 | 54.993 | 58.647 | 106.1 | 35:48.149 |

94 Chevron B6/8 1968
1. Stephan KOENIG P-2L
2. Philipp KOENIG

| | | | | | | | |
|---|---|-----------------|-----------------|---------------|---------------|-------|-----------|
| 1 | 1 | 4:10.224 | 2:00.167 | 57.119 | 1:12.938 | 78.1 | 4:10.224 |
| 2 | 1 | 4:15.082 | 1:22.450 | 1:16.613 | 1:36.019 | 85.6 | 8:25.306 |
| 3 | 1 | 4:09.967 | 1:28.002 | 1:16.353 | 1:25.612 | 70.9 | 12:35.273 |
| 4 | 1 | 3:38.592 | 1:17.475 | 56.900 | 1:24.217 | 87.0 | 16:13.865 |
| 5 | 1 | 4:16.340 | 1:28.596 | 1:16.964 | 1:30.780 | 73.3 | 20:30.205 |
| 6 | 1 | 3:16.569 | 1:19.373 | 58.664 | 58.532 | 79.2 | 23:46.774 |
| 7 | 1 | 2:57.023 | 1:01.302 | 56.132 | 59.589 | 144.4 | 26:43.797 |
| 8 | 1 | 6:27.640 B | 1:02.113 | 1:00.344 | 4:25.183 | 150.0 | 33:11.437 |
| 9 | 2 | 3:38.211 | 1:17.547 | 1:03.481 | 1:17.183 | 98.7 | 36:49.648 |

95 Porsche 911 Carrera RSR 3.0 1974
1. Michel SPEYER GT1

| | | | | | | | |
|---|---|----------|----------|----------|----------|------|----------|
| 1 | 1 | 4:35.031 | 2:12.480 | 1:04.695 | 1:17.856 | 81.6 | 4:35.031 |
|---|---|----------|----------|----------|----------|------|----------|

| | | | | | | | |
|----|---|-----------------|---------------|---------------|---------------|-------|-----------|
| 2 | 1 | 4:35.140 | 1:27.190 | 1:26.124 | 1:41.826 | 76.7 | 9:10.171 |
| 3 | 1 | 4:01.525 | 1:27.016 | 1:15.949 | 1:18.560 | 74.7 | 13:11.696 |
| 4 | 1 | 3:10.159 | 57.904 | 56.216 | 1:16.039 | 166.4 | 16:21.855 |
| 5 | 1 | 4:10.783 | 1:21.987 | 1:17.009 | 1:31.787 | 103.6 | 20:32.638 |
| 6 | 1 | 3:15.170 | 1:17.381 | 58.682 | 59.107 | 53.4 | 23:47.808 |
| 7 | 1 | 3:05.897 | 1:07.374 | 59.409 | 59.114 | 138.3 | 26:53.705 |
| 8 | 1 | 2:49.511 | 55.822 | 54.733 | 58.956 | 206.9 | 29:43.216 |
| 9 | 1 | 2:49.347 | 58.694 | 54.857 | 55.796 | 180.0 | 32:32.563 |
| 10 | 1 | 2:44.483 | 55.117 | 54.058 | 55.308 | 210.1 | 35:17.046 |
| 11 | 1 | 3:35.247 | 59.154 | 1:11.035 | 1:25.058 | 173.9 | 38:52.293 |

99 Lola T70 Mk III 1967
1. Nick CHESTER P+2L

| | | | | | | | |
|----|---|-----------------|---------------|---------------|---------------|-------|-----------|
| 1 | 1 | 4:56.027 | 2:28.894 | 57.789 | 1:29.344 | 76.9 | 4:56.027 |
| 2 | 1 | 4:29.785 | 1:27.847 | 1:21.993 | 1:39.945 | 80.6 | 9:25.812 |
| 3 | 1 | 4:03.124 | 1:34.796 | 1:19.429 | 1:08.899 | 64.1 | 13:28.936 |
| 4 | 1 | 4:12.334 | 1:26.121 | 1:09.719 | 1:36.494 | 159.8 | 17:41.270 |
| 5 | 1 | 4:01.086 | 1:24.293 | 1:21.551 | 1:15.242 | 72.0 | 21:42.356 |
| 6 | 1 | 3:00.067 | 1:02.429 | 57.149 | 1:00.489 | 155.2 | 24:42.423 |
| 7 | 1 | 2:56.621 | 1:00.311 | 56.716 | 59.594 | 170.9 | 27:39.044 |
| 8 | 1 | 2:58.102 | 1:03.978 | 55.754 | 58.370 | 147.1 | 30:37.146 |
| 9 | 1 | 2:53.230 | 59.148 | 54.983 | 59.099 | 175.6 | 33:30.376 |
| 10 | 1 | 3:01.107 | 1:00.216 | 58.907 | 1:01.984 | 173.6 | 36:31.483 |

140 Lola T212 1971
1. Gonçalo GOMES P-2L

| | | | | | | | |
|---|---|-----------------|---------------|---------------|---------------|-------|-----------|
| 1 | 1 | 11:44.222 | 8:32.115 | 1:22.597 | 1:49.510 | 70.7 | 11:44.222 |
| 2 | 1 | 3:16.975 | 1:24.854 | 55.716 | 56.405 | 50.4 | 15:01.197 |
| 3 | 1 | 3:59.567 | 1:09.240 | 1:12.722 | 1:37.605 | 187.8 | 19:00.764 |
| 4 | 1 | 3:36.951 | 1:25.455 | 1:13.165 | 58.331 | 75.7 | 22:37.715 |
| 5 | 1 | 2:48.326 | 54.497 | 57.163 | 56.666 | 200.0 | 25:26.041 |
| 6 | 1 | 2:48.528 | 55.556 | 55.979 | 56.993 | 198.5 | 28:14.569 |
| 7 | 1 | 5:46.423 B | 55.440 | 56.278 | 3:54.705 | 203.4 | 34:00.992 |

151 Chevron B19 1971
1. Emanuele BENEDINI P-2L
2. Alberto TREZZI

| | | | | | | | |
|---|---|-----------------|---------------|---------------|---------------|-------|-----------|
| 1 | 2 | 4:53.247 | 2:23.637 | 58.975 | 1:30.635 | 87.8 | 4:53.247 |
| 2 | 2 | 5:06.753 B | 1:26.531 | 1:21.736 | 2:18.486 | 79.0 | 10:00.000 |
| 3 | 2 | 5:56.869 | 3:35.909 | 1:00.980 | 1:19.980 | 77.4 | 15:56.869 |
| 4 | 2 | 4:17.580 | 1:25.366 | 1:18.098 | 1:34.116 | 74.6 | 20:14.449 |
| 5 | 2 | 3:21.269 | 1:23.167 | 57.039 | 1:01.063 | 76.7 | 23:35.718 |
| 6 | 2 | 2:43.977 | 56.013 | 53.915 | 54.049 | 222.2 | 26:19.695 |
| 7 | 2 | 2:43.839 | 55.325 | 53.319 | 55.195 | 235.8 | 29:03.534 |
| 8 | 2 | 3:56.466 B | 58.413 | 57.607 | 2:00.446 | 190.8 | 33:00.000 |

192 Chevron B8 1968
1. Julian THOMAS P-2L

| | | | | | | | |
|----|---|-----------------|---------------|---------------|---------------|-------|-----------|
| 1 | 1 | 2:49.295 | 1:06.971 | 49.809 | 52.515 | 119.1 | 2:49.295 |
| 2 | 1 | 5:13.193 B | 53.636 | 1:00.646 | 3:18.911 | 208.9 | 8:02.488 |
| 3 | 1 | 4:20.991 | 1:18.362 | 1:19.238 | 1:43.391 | 92.1 | 12:23.479 |
| 4 | 1 | 2:58.902 | 1:10.323 | 49.799 | 58.780 | 75.1 | 15:22.381 |
| 5 | 1 | 4:25.541 | 1:21.103 | 1:21.745 | 1:42.693 | 75.3 | 19:47.922 |
| 6 | 1 | 3:13.573 | 1:24.124 | 54.118 | 55.331 | 76.2 | 23:01.495 |
| 7 | 1 | 2:38.010 | 53.901 | 50.621 | 53.488 | 217.3 | 25:39.505 |
| 8 | 1 | 2:40.366 | 55.524 | 51.226 | 53.616 | 218.6 | 28:19.871 |
| 9 | 1 | 2:46.574 | 56.534 | 50.925 | 59.115 | 170.3 | 31:06.445 |
| 10 | 1 | 2:38.573 | 53.656 | 52.465 | 52.452 | 216.0 | 33:45.018 |