

CLASSIC ENDURANCE RACING 1

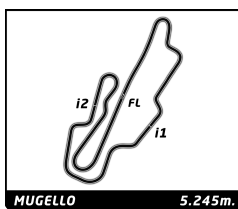
MUGELLO CLASSIC

PRIVATE PRACTICE

Sector Analysis

Personal Best Session Best B Crossing the finish line in pit lane

Lap	D	Time	Sector 1	Sector 2	Sector 3	T. Spd	Elapsed	Lap	D	Time	Sector 1	Sector 2	Sector 3	T. Spd	Elapsed		
7		Lola T70 Mk III B 1969 1.Toni SEILER						P+2L	16	1	2:20.223	47.440	44.313	48.470	237.4	44:07.570	
1	1	4:57.601	3:16.957	49.048	51.596	114.0	4:57.601	15	1	3:06.980	1:21.150	52.923	52.907	117.9	3:06.980		
2	1	2:20.090	48.852	44.288	46.950	191.8	7:17.691	2	1	2:22.494	48.335	46.152	48.007	204.9	5:29.474		
3	1	2:15.113	45.024	43.859	46.230	213.4	9:32.804	3	1	2:20.161	46.226	43.423	50.512	201.5	7:49.635		
4	1	2:11.823	42.932	43.650	45.241	252.9	11:44.627	4	1	2:13.441	46.533	40.900	46.008	191.2	10:03.076		
5	1	2:07.883	42.679	40.307	44.897	255.9	13:52.510	5	1	2:15.761	44.280	45.190	46.291	228.3	12:18.837		
6	1	4:38.066 B	42.619	43.138	3:12.309	255.3	18:30.576	6	1	6:27.119 B	44.593	46.165	4:56.361	229.3	18:45.956		
7	1	2:26.615	1:00.229	42.017	44.369	148.1	20:57.191	7	1	4:39.969 B	1:01.345	43.339	2:55.285	144.4	23:25.925		
8	1	2:08.197	43.463	40.216	44.518	239.5	23:05.388	8	1	2:20.372	56.024	39.787	44.561	146.1	25:46.297		
9	1	2:05.539	42.492	39.143	43.904	254.1	25:10.927	9	1	2:07.511	42.156	38.911	46.444	243.8	27:53.808		
10	1	2:07.967	42.156	41.340	44.471	255.9	27:18.894	10	1	11:25.282 B	7:00.362	40.227	3:44.693	98.0	39:19.090		
11	1	5:00.998 B	50.664	40.547	3:29.787	225.0	32:19.892	11	1	2:29.574	1:04.291	40.835	44.448	105.3	41:48.664		
12	1	2:30.746	1:03.597	41.414	45.735	94.0	34:50.638	12	1	2:08.110	43.438	40.065	44.607	236.8	43:56.774		
13	1	3:23.133 B	57.569			262.1	38:13.771	13	1	2:08.702	42.370	40.097	46.235	235.8	46:05.476		
14	1	2:20.497	55.183	40.767	44.547	150.2	40:34.268										
15	1	2:06.409	42.310	39.628	44.471	260.2	42:40.677										
16	1	2:07.176	42.544	40.336	44.296	250.6	44:47.853										
17	1	2:32.656 B	51.917			263.4	47:20.509										
9		Porsche 911 Carrera RSR 3.0 (C) 1975 1.Jean-Claude TORRE						GT1	19		Chevron B19 1971 1.Rolf SIGRIST						P-2L
1	1	4:45.302	2:31.024	1:05.702	1:08.576	77.9	4:45.302	1	1	5:27.132 B	2:03.556	52.651	2:30.925	101.4	5:27.132		
2	1	3:03.238	1:02.243	57.222	1:03.773	130.1	7:48.540	2	1	3:52.718 B	1:01.014	44.341	2:07.363	130.8	9:19.850		
3	1	2:57.130	59.796	56.612	1:00.722	152.3	10:45.670	3	1	2:34.229	1:01.454	43.683	49.092	118.6	11:54.079		
4	1	2:47.072	55.059	53.756	58.257	169.5	13:32.742	4	1	2:16.530	45.425	43.350	47.755	233.8	14:10.609		
5	1	2:44.779	54.092	52.361	58.326	177.9	16:17.521	5	1	2:11.715	44.060	42.021	45.634	239.5	16:22.324		
6	1	2:40.439	53.457	51.157	55.825	180.3	18:57.960	6	1	2:15.485	45.972	42.398	47.115	241.6	18:37.809		
7	1	2:38.860	52.671	49.732	56.457	192.5	21:36.820	7	1	2:11.868	43.929	41.721	46.218	228.8	20:49.677		
8	1	2:33.461	51.757	48.876	52.828	192.9	24:10.281	8	1	2:09.879	43.261	40.552	46.066	244.9	22:59.556		
9	1	2:31.485	49.619	47.872	53.994	209.7	26:41.766	9	1	2:09.923	43.795	41.168	44.960	241.1	25:09.479		
10	1	2:42.426	51.711	52.922	57.793	193.2	29:24.192	10	1	4:53.937 B	43.349	41.595	3:28.993	250.0	30:03.416		
11	1	4:39.945 B	53.557	52.400	2:53.988	163.1	34:04.137	11	1	2:47.934	1:16.667	42.965	48.302	127.8	32:51.350		
12	1	2:51.403	1:06.222	48.020	57.161	98.0	36:55.540	12	1	2:10.179	44.406	40.292	45.481	244.9	35:01.529		
13	1	2:39.478	51.677	51.594	56.207	204.2	39:35.018	13	1	2:07.936	43.715	39.881	44.340	244.3	37:09.465		
14	1	2:33.433	50.578	48.837	54.018	209.7	42:08.451	14	1	2:10.986	44.099	42.354	44.533	250.6	39:20.451		
15	1	2:35.465	50.099	49.303	56.063	218.2	44:43.916	15	1	2:06.215	42.308	39.960	43.947	247.7	41:26.666		
16	1	2:45.382	50.381	52.597	1:02.404	215.1	47:29.298	16	1	2:06.373	42.743	39.441	44.189	247.7	43:33.039		
								17	1	2:07.580	42.546	40.772	44.262	248.3	45:40.619		
14		Lola T212 1971 1.Mauro POPONCINI						P-2L	20		Porsche 911 Carrera RSR 3.0 1974 1.Rémi TERRAIL 2.Jürg AEBERHARD						GT1
1	1	3:33.198	1:37.094	56.203	59.901	81.7	3:33.198	1	2	4:09.837	2:33.788	48.388	47.661	92.3	4:09.837		
2	1	2:34.756	51.698	50.128	52.930	180.3	6:07.954	2	2	2:20.810	44.625	41.252	54.933	206.1	6:30.647		
3	1	3:22.046 B	51.666	47.330	1:43.050	165.1	9:30.000	3	2	2:08.101	43.424	39.667	45.010	217.7	8:38.748		
4	1	4:22.496	2:36.906	49.845	55.745	106.5	13:52.496	4	2	2:06.588	42.929	39.115	44.544	218.6	10:45.336		
5	1	2:26.695	51.504	46.069	49.122	156.3	16:19.191	5	2	8:17.822 B	45.915	42.301	6:49.606	225.0	19:03.158		
6	1	2:19.895	48.462	43.783	47.650	189.1	18:39.086	6	1	2:37.839	1:00.369	47.262	50.208	133.3	21:40.997		
7	1	2:22.829	47.141	46.492	49.196	206.9	21:01.915	7	1	2:23.303	48.618	46.032	48.653	215.6	24:04.300		
8	1	2:19.324	46.556	45.051	47.717	225.5	23:21.239	8	1	2:19.734	46.845	44.557	48.332	219.5	26:24.034		
9	1	2:22.007	46.877	45.097	50.033	220.0	25:43.246	9	1	2:17.300	45.976	43.864	47.460	219.1	28:41.334		
10	1	2:23.713	45.152	45.568	52.993	231.8	28:06.959	10	1	2:17.421	45.613	43.792	48.016	221.8	30:58.755		
11	1	2:24.833	46.927	46.359	51.547	200.0	30:31.792	11	1	2:17.537	45.858	43.344	48.335	221.3	33:16.292		
12	1	2:19.824	47.077	43.629	49.118	191.2	32:51.616	12	1	2:17.013	46.170	43.529	47.314	221.3	35:33.305		
13	1	3:08.384 B	47.302	44.643	1:36.439	190.1	36:00.000	13	1	2:16.322	45.775	43.070	47.477	218.2	37:49.627		
14	1	3:28.954	1:56.529	43.133	49.292	131.7	39:28.954	14	1	2:16.483	45.368	42.754	48.361	218.2	40:06.110		
15	1	2:18.393	45.669	44.625	48.099	233.8	41:47.347	15	1	2:15.276	45.600	42.510	47.166	220.0	42:21.386		
								16	1	5:24.768 B	46.077	43.522	3:55.169	223.6	47:46.154		



CLASSIC ENDURANCE RACING 1

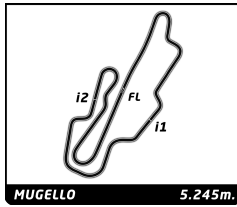
MUGELLO CLASSIC

PRIVATE PRACTICE

Sector Analysis

■ Personal Best ■ Session Best B Crossing the finish line in pit lane

Lap	D	Time	Sector 1	Sector 2	Sector 3	T. Spd	Elapsed	Lap	D	Time	Sector 1	Sector 2	Sector 3	T. Spd	Elapsed
10	1	2:21.137	48.149	44.696	48.292	229.8	23:22.237	1	1	2:56.616	1:22.935	47.665	46.016	122.0	2:56.616
11	1	2:17.315	46.208	43.000	48.107	229.8	25:39.552	2	1	2:09.508	45.347	39.959	44.202	193.5	5:06.124
12	1	2:14.352	44.873	42.351	47.128	229.3	27:53.904	3	1	2:53.876 B	43.845	42.991	1:27.040	207.3	8:00.000
13	1	2:14.014	44.961	42.347	46.706	227.8	30:07.918	4	1	4:06.411	2:40.834	41.449	44.128	144.6	12:06.411
14	1	2:13.802	44.871	42.746	46.185	226.4	32:21.720	5	1	2:06.261	41.215	40.895	44.151	262.1	14:12.672
15	1	2:14.379	46.158	42.262	45.959	213.9	34:36.099	6	1	2:04.208	40.940	38.645	44.623	261.5	16:16.880
16	1	2:14.212	44.449	41.996	47.767	230.3	36:50.311	7	1	2:01.655	40.916	38.192	42.547	251.2	18:18.535
17	1	2:13.151	44.909	41.843	46.399	226.4	39:03.462	8	1	2:06.199	41.624	40.199	44.376	267.3	20:24.734
								9	1	2:05.523	40.999	41.002	43.522	267.3	22:30.257
								10	1	3:29.743 B	43.442	39.968	2:06.333	223.1	26:00.000
								11	2	6:33.309	5:12.829	38.634	41.846	155.4	32:33.309
								12	2	2:00.426	40.582	38.019	41.825	251.7	34:33.735
								13	2	1:58.079	39.952	37.186	40.941	260.9	36:31.814
39		Ferrari 312 P 1969						46		Porsche 911 Carrera RS 2.7 1973					
		1. David FRANKLIN					P+2L			1. Alice BOURIEZ					GT1
		2. Remo LIPS								2. Christian BOURIEZ					
1	1	3:56.378	2:22.808	46.231	47.339	92.2	3:56.378	1	1	9:47.364	7:52.769	56.093	58.502	90.6	9:47.364
2	1	2:14.162	45.401	43.110	45.651	234.3	6:10.540	2	1	2:43.134	53.510	52.742	56.882	186.2	12:30.498
3	1	2:10.467	45.464	40.755	44.248	231.3	8:21.007	3	1	2:37.516	54.627	48.242	54.647	174.8	15:08.014
4	1	4:54.542 B	42.592	41.158	3:30.792	248.3	13:15.549	4	1	7:43.584 B	52.251	47.777	6:03.556	180.3	22:51.598
5	1	2:31.018	1:01.029	43.652	46.337	97.0	15:46.567	5	2	2:53.782	1:09.029	49.723	55.030	102.1	25:45.380
6	1	2:10.516	44.555	40.785	45.176	245.5	17:57.083	6	2	2:31.817	51.263	46.562	53.992	189.5	28:17.197
								7	2	2:36.226	52.549	47.441	56.236	186.2	30:53.423
								8	2	2:32.526	50.756	47.486	54.284	195.3	33:25.949
								9	2	9:06.896 B	50.582	47.725	7:28.589	198.2	42:32.845
40		Ford GT40 1968					GT1	48		Porsche 908/03 1969					P+2L
		1. Philippe SCEMAMA								1. Peter VÖGELE					
		2. Eric HELARY													
1	2	3:44.030	2:08.843	45.461	49.726	97.9	3:44.030	1	1	4:33.568	2:40.557	58.316	54.695	79.5	4:33.568
2	2	2:13.649	45.001	43.203	45.445	198.5	5:57.679	2	1	2:21.425	47.711	45.115	48.599	210.9	6:54.993
3	2	2:09.254	43.130	41.244	44.880	240.5	8:06.933	3	1	2:19.525	47.431	44.496	47.598	244.9	9:14.518
4	2	5:00.198 B	44.070	46.109	3:30.019	251.2	13:07.131	4	1	3:37.977 B	46.285	44.284	2:07.408	243.8	12:52.495
5	1	2:49.036	1:07.646	50.318	51.072	109.2	15:56.167	5	1	2:30.459	57.129	43.558	49.772	158.6	15:22.954
6	1	2:18.185	47.181	43.925	47.079	208.5	18:14.352	6	1	2:14.531	44.320	42.774	47.437	238.9	17:37.485
7	1	2:16.469	47.129	43.484	45.856	213.4	20:30.821	7	1	2:14.303	43.412	44.483	46.408	244.9	19:51.788
8	1	2:12.170	45.738	41.631	44.801	216.0	22:42.991	8	1	2:12.163	44.094	42.124	45.945	242.2	22:03.951
9	1	2:15.774	45.523	42.322	47.929	228.8	24:58.765	9	1	2:21.602	45.927	47.138	48.537	245.5	24:25.553
10	1	2:12.716	44.800	41.961	45.955	232.3	27:11.481	10	1	2:11.535	43.343	42.067	46.125	248.3	26:37.088
11	1	2:12.203	45.150	42.003	45.050	236.8	29:23.684								
12	1	2:11.534	44.919	41.332	45.283	216.9	31:35.218								
13	1	2:09.315	44.488	40.510	44.317	237.4	33:44.533								
14	1	6:01.483 B	47.016	48.143	4:26.324	225.9	39:46.016								
42		Lola T212 1971					P-2L	56		Chevron B19 1971					P-2L
		1. Christophe BEAUDON								1. Joao Paulo CAMPOS COS					
										2. Alexandre BEIRAO					
1	1	4:30.565	2:44.598	51.656	54.311	82.4	4:30.565	1	1	7:53.098	5:57.861	59.253	55.984	99.1	7:53.098
2	1	2:21.106	47.954	44.016	49.136	211.8	6:51.671	2	1	2:20.793	48.528	44.791	47.474	208.5	10:13.891
3	1	2:20.132	47.686	44.060	48.386	199.3	9:11.803	3	1	2:14.491	44.955	43.067	46.469	217.7	12:28.382
4	1	2:15.876	45.393	43.914	46.569	226.4	11:27.679	4	1	2:12.336	45.124	40.794	46.418	234.3	14:40.718
5	1	2:15.635	44.318	43.875	47.442	233.8	13:43.314	5	1	2:10.882	43.910	42.193	44.779	237.9	16:51.600
6	1	2:16.972	44.910	44.666	47.396	232.8	16:00.286	6	1	2:09.368	43.270	40.309	45.789	238.4	19:00.968
7	1	2:12.713	44.088	41.855	46.770	232.8	18:12.999	7	1	2:09.594	44.722	40.080	44.792	230.8	21:10.562
8	1	2:14.951	44.845	42.246	47.860	203.8	20:27.950	8	1	7:28.750 B	42.881	40.895	6:04.974	238.4	28:39.312
9	1	2:10.446	44.369	40.311	45.766	220.9	22:38.396	9	2	2:31.567	59.636	43.980	47.951	137.2	31:10.879
10	1	2:12.569	44.880	41.958	45.731	241.1	24:50.965	10	2	2:14.756	45.471	42.228	47.057	229.3	33:25.635
11	1	2:11.027	44.400	40.865	45.762	236.8	27:01.992	11	2	2:15.621	45.401	43.260	46.960	236.8	35:41.256
12	1	2:09.226	44.192	40.061	44.973	237.4	29:11.218	12	2	2:13.555	43.750	43.450	46.355	240.0	37:54.811
13	1	4:47.672 B	43.307	41.462	3:22.903	239.5	33:58.890	13	2	2:11.229	43.512	41.480	46.237	237.4	40:06.040
14	1	2:31.109	1:01.952	41.065	48.092	109.1	36:29.999	14	2	2:10.828	43.308	41.731	45.789	241.1	42:16.868
15	1	2:11.391	44.274	42.016	45.101	240.5	38:41.390	15	2	2:25.707	49.166	46.504	50.037	238.4	44:42.575
16	1	2:09.050	43.056	40.202	45.792	238.4	40:50.440	16	2	3:06.645 B	42.648	44.569	1:39.428	237.4	47:49.220
17	1	2:09.545	42.869	40.805	45.871	237.4	42:59.985								



CLASSIC ENDURANCE RACING 1

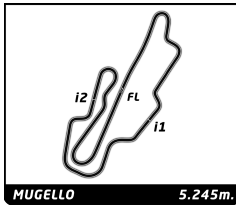
MUGELLO CLASSIC

PRIVATE PRACTICE

Sector Analysis

Personal Best Session Best B Crossing the finish line in pit lane

Lap	D	Time	Sector 1	Sector 2	Sector 3	T. Spd	Elapsed	Lap	D	Time	Sector 1	Sector 2	Sector 3	T. Spd	Elapsed	
59	Chevron B8 1969 1. Roger WHITESIDE P-2L								13	1	2:13.954	44.551	42.443	46.960	231.3	34:13.005
	1	3:06.455	1:20.517	52.856	53.082	106.8	3:06.455	14	1	2:11.590	44.662	40.892	46.036	228.3	36:24.595	
	2	2:22.411	48.285	46.096	48.030	215.6	5:28.866	15	1	4:30.648 B	48.626			183.7	40:55.243	
	3	2:20.206	46.285	43.105	50.816	219.5	7:49.072									
	4	1 2:11.966	44.631	41.473	45.862	220.4	10:01.038									
	5	1 5:19.922 B	44.577	43.581	3:51.764	224.5	15:20.960									
	6	1 3:01.185	1:13.743	50.831	56.611	80.4	18:22.145									
	7	1 2:33.550	51.829	49.868	51.853	177.9	20:55.695									
	8	1 2:32.478	51.907	48.460	52.111	167.2	23:28.173									
	9	1 2:26.389	49.200	46.185	51.004	213.4	25:54.562									
	10	1 2:30.426	49.444	45.960	55.022	214.7	28:24.988									
	11	1 2:25.287	47.962	45.351	51.974	194.2	30:50.275									
	12	1 2:23.602	48.319	45.112	50.171	221.8	33:13.877									
	13	1 2:23.962	47.858	46.011	50.093	191.2	35:37.839									
	14	1 2:21.225	46.743	45.611	48.871	216.9	37:59.064									
	15	1 2:20.308	46.575	44.397	49.336	221.8	40:19.372									
	16	1 2:19.942	46.692	44.134	49.116	224.5	42:39.314									
	17	1 2:20.187	48.069	43.652	48.466	222.2	44:59.501									
	18	1 2:18.741	46.103	43.569	49.069	221.8	47:18.242									
62	Ford GT40 (C) 1965 1. Michael BIRCH 2. Andrew NEWALL GT1								13	1	2:13.954	44.551	42.443	46.960	231.3	34:13.005
	1	3:03.786	1:18.136	52.339	53.311	108.7	3:03.786									
	2	1 2:59.790 B	50.382	50.594	1:18.814	196.4	6:03.576									
	3	1 2:52.214	1:15.092	47.928	49.194	141.2	8:55.790									
	4	1 2:24.403	47.495	47.143	49.765	221.3	11:20.193									
	5	1 2:27.202	47.752	47.756	51.694	235.3	13:47.395									
	6	1 2:27.900	47.405	46.881	53.614	227.8	16:15.295									
	7	1 2:22.329	47.473	45.888	48.968	223.6	18:37.624									
	8	1 2:49.268 B	48.160	46.210	1:14.898	199.3	21:26.892									
	9	2 3:45.611	2:13.243	45.161	47.207	155.4	25:12.503									
	10	2 2:15.903	45.403	42.646	47.854	251.2	27:28.406									
	11	2 2:15.756	47.022	42.306	46.428	213.0	29:44.162									
	12	2 2:13.662	44.964	42.365	46.333	258.4	31:57.824									
	13	2 2:15.797	45.150	42.816	47.831	252.9	34:13.621									
	14	2 2:14.483	45.424	41.816	47.243	224.5	36:28.104									
	15	2 2:15.532	45.900	42.877	46.755	250.0	38:43.636									
	16	2 2:13.340	44.597	41.690	47.053	254.1	40:56.976									
	17	2 2:12.174	44.509	41.486	46.179	253.5	43:09.150									
	18	2 2:14.592	44.633	42.786	47.173	257.8	45:23.742									
65	Porsche 911 Carrera RSR 3.0 1974 1. Daniele PERFETTI GT1								13	1	2:13.954	44.551	42.443	46.960	231.3	34:13.005
	1	3:46.579	2:01.418	52.087	53.074	110.8	3:46.579									
	2	1 2:21.651	47.132	44.188	50.331	221.8	6:08.230									
	3	1 2:13.121	45.216	41.516	46.389	226.9	8:21.351									
	4	1 2:14.586	45.207	41.655	47.724	224.5	10:35.937									
	5	1 2:12.930	44.402	42.130	46.398	234.3	12:48.867									
	6	1 2:19.199	47.510	43.342	48.347	227.4	15:08.066									
	7	1 2:13.356	45.187	40.947	47.222	229.3	17:21.422									
	8	1 2:11.840	44.472	41.114	46.254	225.0	19:33.262									
	9	1 4:43.667 B	44.514	41.237	3:17.916	225.0	24:16.929									
	10	1 2:32.201	1:01.819	43.637	46.745	132.8	26:49.130									
	11	1 2:56.447	1:22.545	45.385	48.517	228.3	29:45.577									
	12	1 2:13.474	44.746	41.661	47.067	230.8	31:59.051									
68	Porsche 911 Carrera RSR 3.0 1974 1. Luca LITTARDI GT1								13	1	2:13.954	44.551	42.443	46.960	231.3	34:13.005
	1	4:47.320	2:55.644	53.299	58.377	93.6	4:47.320									
	2	1 2:45.215	55.537	52.328	57.350	191.2	7:32.535									
	3	1 2:37.047	51.952	49.671	55.424	208.1	10:09.582									
	4	1 2:36.862	52.807	48.506	55.549	212.2	12:46.444									
	5	1 2:38.129	52.798	50.002	55.329	212.6	15:24.573									
	6	1 2:31.694	52.193	47.290	52.211	209.3	17:56.267									
	7	1 2:35.180	51.303	49.597	54.280	206.5	20:31.447									
	8	1 2:29.508	50.470	46.853	52.185	214.3	23:00.955									
	9	1 2:32.473	52.560	48.157	51.756	204.5	25:33.428									
	10	1 2:36.170	53.228	50.376	52.566	211.4	28:09.598									
	11	1 2:33.439	51.444	49.141	52.854	207.3	30:43.037									
	12	1 2:36.501	53.763	49.834	52.904	207.7	33:19.538									
	13	1 2:33.517	50.540	50.154	52.823	211.8	35:53.055									
	14	1 2:35.270	52.192	49.760	53.318	206.9	38:28.325									
	15	1 2:35.140	51.578	49.909	53.653	208.9	41:03.465									
	16	1 2:33.651	51.395	49.352	52.904	211.4	43:37.116									
	17	1 2:32.696	50.590	48.386	53.720	211.4	46:09.812									
69	Matra M650S (C) 1970 1. Mr JOHN OF B 2. Soheil AYARI P+2L								13	1	2:13.954	44.551	42.443	46.960	231.3	34:13.005
	1	3:30.011	1:39.862	55.045	55.104	97.6	3:30.011									
	2	1 2:21.372	47.954	44.153	49.265	202.6	5:51.383									
	3	1 2:13.484	45.518	41.637	46.329	218.6	8:04.867									
	4	1 2:14.923	45.505	43.213	46.205	230.3	10:19.790									
	5	1 2:11.175	44.330	41.466	45.379	218.6	12:30.965									
	6	1 3:29.035 B	48.167	42.320	1:58.548	196.0	16:00.000									
	7	1 4:20.178	2:54.144	40.712	45.322	149.0	20:20.178									
	8	1 2:08.679	42.892	40.870	44.917	241.6	22:28.857									
	9	1 3:31.143 B	43.716	40.462	2:06.965	244.3	26:00.000									
	10	2 4:45.495	3:08.638	46.981	49.876	95.6	30:45.495									
	11	2 2:18.040	48.676	42.801	46.563	198.5	33:03.535									
	12	2 2:12.628	44.999	41.847	45.782	225.5	35:16.163									
	13	2 2:12.520	45.022	41.169	46.329	221.8	37:28.683									
	14	2 2:31.317 B	43.993	40.562	1:06.762	231.8	40:00.000									



CLASSIC ENDURANCE RACING 1

MUGELLO CLASSIC

PRIVATE PRACTICE

Sector Analysis

■ Personal Best ■ Session Best B Crossing the finish line in pit lane

Lap	D	Time	Sector 1	Sector 2	Sector 3	T. Spd	Elapsed
13	1	2:07.269	43.602	39.925	43.742	260.9	40:21.096
14	1	2:08.195	42.510	40.304	45.381	258.4	42:29.291
15	1	5:03.481 B	42.638	40.350	3:40.493	254.7	47:32.772

72		Chevron B16 1970						P-2L
		1. Didier ROBIN						
		2. Fabien SARRAILH						
1	1	4:52.489 B	2:00.163	51.993	2:00.333	103.1	4:52.489	
2	1	2:56.071	1:08.810	54.744	52.517	115.1	7:48.560	
3	1	2:29.693	50.327	47.201	52.165	194.9	10:18.253	
4	1	2:25.131	48.331	45.506	51.294	198.2	12:43.384	
5	1	2:23.836	47.318	47.098	49.420	225.9	15:07.220	
6	1	2:20.864	47.387	43.867	49.610	214.7	17:28.084	
7	1	2:20.906	46.776	45.403	48.727	225.0	19:48.990	
8	1	2:20.903	46.535	45.265	49.103	222.7	22:09.893	
9	1	2:18.712	46.435	44.408	47.869	225.9	24:28.605	
10	1	2:17.783	46.009	44.556	47.218	225.5	26:46.388	
11	1	2:18.828	47.288	43.980	47.560	227.8	29:05.216	
12	1	2:16.891	45.796	44.009	47.086	226.9	31:22.107	
13	1	2:16.178	45.944	43.059	47.175	227.4	33:38.285	
14	1	3:44.604 B	47.457	43.514	2:13.633	227.8	37:22.889	
15	1	2:30.721	59.401	43.139	48.181	131.2	39:53.610	
16	1	2:17.293	46.254	42.625	48.414	225.5	42:10.903	
17	1	2:15.071	45.973	42.502	46.596	229.3	44:25.974	

75		Chevron B16 1970						P-2L
		1. Ted TUPPEN						
1	1	3:15.414	1:31.996	51.721	51.697	96.8	3:15.414	
2	1	2:23.554	48.168	46.306	49.080	191.8	5:38.968	
3	1	2:21.459	47.641	44.445	49.373	206.5	8:00.427	
4	1	2:20.790	47.728	43.430	49.632	213.0	10:21.217	
5	1	2:21.045	47.219	44.050	49.776	222.2	12:42.262	
6	1	7:58.751 B	46.113	47.159	6:25.479	223.6	20:41.013	
7	1	2:35.779	1:02.678	45.083	48.018	103.6	23:16.792	
8	1	2:15.990	45.808	43.305	46.877	222.2	25:32.782	
9	1	2:16.095	45.519	43.771	46.805	232.8	27:48.877	
10	1	2:15.200	44.884	42.482	47.834	232.8	30:04.077	
11	1	2:15.927	44.465	43.172	48.290	234.8	32:20.004	
12	1	2:16.982	45.340	43.317	48.325	228.3	34:36.986	
13	1	6:01.184 B	54.951	53.078	4:13.155	180.9	40:38.170	

76		Ford GT40 (C) 1965						GT1
		1. Christian OLDENDORFF						
		2. Finn GEHRITZ						
1	1	9:58.279	8:19.065	48.337	50.877	103.0	9:58.279	
2	1	2:23.180	48.796	47.040	47.344	204.5	12:21.459	
3	1	2:17.146	46.086	44.231	46.829	236.8	14:38.605	
4	1	2:16.581	45.536	43.268	47.777	226.9	16:55.186	
5	1	2:13.600	44.801	42.063	46.736	243.2	19:08.786	
6	1	6:08.460 B	48.453	44.159	4:35.848	191.8	25:17.246	

77		Porsche 911 Carrera RSR 3.0 (C) 1974						GT1
		1. Mark SUMPTER						
1	1	3:02.022	1:22.507	49.756	49.759	110.1	3:02.022	
2	1	2:19.610	46.378	44.564	48.668	227.8	5:21.632	
3	1	4:38.311 B	45.619	46.494	3:06.198	227.4	9:59.943	
4	1	2:29.076	57.830	43.486	47.760	145.2	12:29.019	
5	1	2:13.552	44.990	42.218	46.344	228.8	14:42.571	
6	1	2:13.126	44.436	41.976	46.714	230.3	16:55.697	

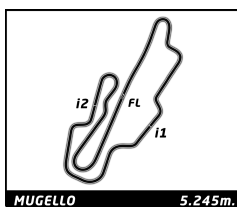
Lap	D	Time	Sector 1	Sector 2	Sector 3	T. Spd	Elapsed
7	1	2:13.599	44.750	41.970	46.879	232.3	19:09.296
8	1	2:14.644	44.604	43.753	46.287	210.9	21:23.940
9	1	2:11.227	44.042	41.242	45.943	228.8	23:35.167
10	1	2:12.522	43.931	42.100	46.491	229.8	25:47.689
11	1	5:32.933 B	49.326	42.555	4:01.052	206.9	31:20.622
12	1	2:23.301	54.884	42.189	46.228	145.4	33:43.923
13	1	2:10.853	43.941	41.167	45.745	230.8	35:54.776
14	1	2:13.040	44.638	41.235	47.167	229.8	38:07.816
15	1	2:10.163	43.787	40.600	45.776	231.8	40:17.979
16	1	2:14.437	43.678	43.116	47.643	230.3	42:32.416
17	1	2:09.884	43.365	40.559	45.960	230.3	44:42.300
18	1	2:12.992	44.103	42.861	46.028	227.4	46:55.292

79		Porsche 911 Carrera RS 3.0 (C) 1975						GT1
		1. Brice PINEAU						
1	1	3:40.554	1:25.309	1:06.613	1:08.632	90.6	3:40.554	
2	1	3:09.663	1:06.023	59.460	1:04.180	137.9	6:50.217	
3	1	2:55.314	58.946	56.563	59.805	178.8	9:45.531	
4	1	2:43.545	54.259	52.947	56.339	191.5	12:29.076	
5	1	10:18.673 B	57.676	58.483	8:22.514	197.4	22:47.749	
6	1	2:58.188	1:09.824	51.597	56.767	106.3	25:45.937	
7	1	2:40.240	52.952	50.129	57.159	201.5	28:26.177	
8	1	11:54.084 B	52.855	50.855	...	200.7	40:20.261	

85		Porsche 911 Carrera RSR 3.0 1974						GT1
		1. Ambrogio PERFETTI						
1	1	3:47.529	2:01.852	52.114	53.563	113.2	3:47.529	
2	1	2:22.749	47.307	45.053	50.389	225.5	6:10.278	

94		Chevron B6/8 1968						P-2L
		1. Stephan KOENIG						
		2. Philipp KOENIG						
1	1	4:21.272	2:36.654	51.119	53.499	83.1	4:21.272	
2	1	2:29.279	50.644	47.587	51.048	184.3	6:50.551	
3	1	7:10.404 B	47.610	46.611	5:36.183	204.2	14:00.955	
4	1	3:06.339	1:09.676	59.440	57.223	102.0	17:07.294	
5	1	2:53.511	51.035	1:06.521	55.955	176.5	20:00.805	
6	1	2:31.438	51.869	48.971	50.598	171.4	22:32.243	
7	1	2:31.375	49.012	48.321	54.042	203.8	25:03.618	
8	1	2:26.543	48.977	46.682	50.884	203.0	27:30.161	
9	1	2:25.683	49.292	46.074	50.317	184.9	29:55.844	
10	1	2:24.626	49.215	45.988	49.423	195.7	32:20.470	
11	1	2:22.513	47.808	45.532	49.173	219.5	34:42.983	
12	1	2:20.664	47.323	44.631	48.710	202.6	37:03.647	
13	1	2:40.153	1:00.851	47.869	51.433	201.9	39:43.800	
14	1	2:28.553	49.488	46.922	52.143	190.8	42:12.353	
15	1	2:22.341	47.581	45.285	49.475	203.0	44:34.694	
16	1	2:25.271	48.947	46.332	49.992	197.8	46:59.965	

95		Porsche 911 Carrera RSR 3.0 1974						GT1
		1. Michel SPEYER						
1	1	3:49.383	2:00.622	52.241	56.520	96.6	3:49.383	
2	1	2:28.666	51.626	47.744	49.296	180.3	6:18.049	
3	1	2:22.056	48.735	44.988	48.333	218.6	8:40.105	
4	1	2:18.408	47.040	43.686	47.682	225.5	10:58.513	
5	1	2:23.117	46.536	45.412	51.169	223.6	13:21.630	
6	1	4:20.603 B	57.894	50.894	2:31.815	159.3	17:42.233	
7	1	2:31.624	59.211	44.546	47.867	118.3	20:13.857	



CLASSIC ENDURANCE RACING 1

MUGELLO CLASSIC

PRIVATE PRACTICE

Sector Analysis

■ Personal Best ■ Session Best B Crossing the finish line in pit lane

Lap	D	Time	Sector 1	Sector 2	Sector 3	T. Spd	Elapsed	Lap	D	Time	Sector 1	Sector 2	Sector 3	T. Spd	Elapsed
97 Chevron B19 1971 1. Emmanuel BRIGAND P-2L															
1	1	2:40.694	1:08.478	44.832	47.384	100.7	2:40.694								
2	1	2:13.618	44.929	42.915	45.774	216.9	4:54.312								
3	1	2:11.951	45.122	42.185	44.644	229.8	7:06.263								
4	1	2:09.644	44.306	41.253	44.085	236.8	9:15.907								
5	1	2:08.416	43.336	40.826	44.254	239.5	11:24.323								
6	1	3:48.278 B	43.708	41.125	2:23.445	238.4	15:12.601								
7	1	2:27.289	1:01.159	41.961	44.169	117.6	17:39.890								
8	1	2:07.342	42.419	41.165	43.758	242.7	19:47.232								
9	1	2:07.273	42.751	40.199	44.323	240.0	21:54.505								
10	1	7:48.701 B	51.062	57.502	6:00.137	240.5	29:43.206								
11	1	2:30.927	1:04.846	41.949	44.132	110.7	32:14.133								
12	1	2:05.507	42.833	39.383	43.291	243.8	34:19.640								
13	1	2:09.454	44.064	40.038	45.352	245.5	36:29.094								
14	1	2:06.989	44.163	39.209	43.617	247.7	38:36.083								
15	1	2:05.877	43.318	39.301	43.258	244.3	40:41.960								
16	1	2:04.746	42.367	39.046	43.333	244.3	42:46.706								
192 Chevron B8 1968 1. Julian THOMAS P-2L															
1	1	2:35.216	1:06.204	42.190	46.822	91.7	2:35.216								
2	1	2:11.576	44.989	40.868	45.719	224.5	4:46.792								
3	1	5:08.772 B	43.819	40.242	3:44.711	228.8	9:55.564								
4	1	2:23.607	54.998	42.758	45.851	147.7	12:19.171								
5	1	2:18.600	44.484	48.499	45.617	224.1	14:37.771								
6	1	2:09.253	43.537	40.525	45.191	226.9	16:47.024								
7	1	2:08.815	43.444	40.175	45.196	227.8	18:55.839								
8	1	2:06.764	42.997	39.071	44.696	227.8	21:02.603								
9	1	2:09.316	44.005	40.853	44.458	231.8	23:11.919								
10	1	2:08.167	43.481	40.075	44.611	231.3	25:20.086								
11	1	2:07.979	42.959	39.367	45.653	231.8	27:28.065								
12	1	2:11.266	45.284	40.964	45.018	229.3	29:39.331								
13	1	2:07.788	42.897	40.343	44.548	229.8	31:47.119								
14	1	2:06.769	42.913	39.472	44.384	230.8	33:53.888								
15	1	2:06.005	42.824	39.161	44.020	230.3	35:59.893								
16	1	2:06.038	42.475	39.196	44.367	231.8	38:05.931								
17	1	2:06.471	42.933	39.361	44.177	230.3	40:12.402								
18	1	2:07.948	44.070	39.511	44.367	232.3	42:20.350								
19	1	2:08.224	42.944	40.690	44.590	230.8	44:28.574								
20	1	2:06.256	42.886	39.350	44.020	230.8	46:34.830								
99 Lola T70 Mk III 1967 1. Nick CHESTER P+2L															
1	1	3:41.778	1:59.105	49.297	53.376	104.8	3:41.778								
2	1	2:27.064	51.220	46.454	49.390	164.9	6:08.842								
3	1	2:18.114	47.994	42.762	47.358	193.9	8:26.956								
4	1	2:17.753	46.868	42.743	48.142	194.6	10:44.709								
5	1	2:14.760	45.957	42.513	46.290	202.2	12:59.469								
6	1	2:13.746	45.386	42.115	46.245	225.9	15:13.215								
7	1	2:11.589	44.398	41.665	45.526	236.3	17:24.804								
8	1	2:12.292	44.093	43.174	45.025	242.2	19:37.096								
9	1	2:11.897	44.810	41.334	45.753	223.6	21:48.993								
10	1	2:11.223	43.743	42.215	45.265	233.3	24:00.216								
11	1	2:10.694	44.031	41.306	45.357	252.3	26:10.910								
12	1	2:09.926	43.424	41.447	45.055	250.6	28:20.836								
13	1	2:11.302	44.066	41.909	45.327	255.9	30:32.138								
14	1	2:11.079	44.844	40.916	45.319	212.2	32:43.217								
15	1	2:11.477	43.975	42.179	45.323	242.7	34:54.694								
16	1	2:12.415	43.959	43.300	45.156	242.7	37:07.109								
17	1	2:16.624	46.129	42.216	48.279	237.9	39:23.733								
18	1	2:13.806	45.292	42.331	46.183	229.3	41:37.539								
19	1	2:10.990	43.956	41.378	45.656	251.2	43:48.529								
20	1	2:10.932	43.787	41.529	45.616	249.4	45:59.461								
140 Lola T212 1971 1. Gonçalo GOMES P-2L															
1	1	4:31.816	2:48.952	49.414	53.450	117.9	4:31.816								
2	1	2:18.283	47.260	43.666	47.357	177.9	6:50.099								
3	1	2:08.872	43.612	41.639	43.621	236.8	8:58.971								
4	1	2:05.699	43.064	38.901	43.734	237.9	11:04.670								