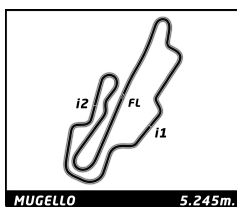




2.0L CUP



2.0L CUP MUGELLO CLASSIC RACE

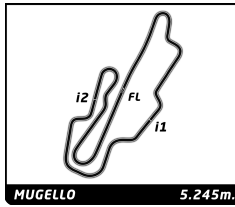
Sector Analysis

■ Personal Best ■ Session Best B Crossing the finish line in pit lane

| Lap | D | Time | Sector 1 | Sector 2 | Sector 3 | T. Spd | Elapsed | Lap | D | Time | Sector 1 | Sector 2 | Sector 3 | T. Spd | Elapsed |
|---|---|------------|----------|----------|----------|--------|-------------|---|---|------------|----------|----------|----------|--------|-------------|
| 34 | 1 | 2:28.093 | 49.551 | 46.678 | 51.864 | 202.6 | 1:26:57.873 | 12 | 1 | 2:30.873 | 50.117 | 47.231 | 53.525 | 198.9 | 30:50.433 |
| 35 | 1 | 2:30.349 | 49.657 | 47.758 | 52.934 | 201.5 | 1:29:28.222 | 13 | 1 | 2:30.418 | 50.226 | 47.436 | 52.756 | 197.4 | 33:20.851 |
| 36 | 1 | 2:27.794 | 49.349 | 46.430 | 52.015 | 201.5 | 1:31:56.016 | 14 | 1 | 2:31.784 | 50.384 | 48.048 | 53.352 | 198.2 | 35:52.635 |
| 16 Porsche 911 2.0L 1. Damien KOHLER 2. Richard DEPAGNEUX GTL | | | | | | | | 15 1 2:33.753 52.172 48.520 53.061 197.4 38:26.388 | | | | | | | |
| 1 | 1 | 2:32.478 | 56.005 | 45.381 | 51.092 | | 2:32.478 | 16 | 1 | 2:32.817 | 50.533 | 48.282 | 54.002 | 198.9 | 40:59.205 |
| 2 | 1 | 2:25.394 | 49.187 | 45.121 | 51.086 | 198.9 | 4:57.872 | 17 | 1 | 2:30.925 | 50.239 | 47.549 | 53.137 | 197.8 | 43:30.130 |
| 3 | 1 | 2:24.687 | 48.312 | 45.059 | 51.316 | 197.4 | 7:22.559 | 18 | 1 | 4:58.831 B | 50.966 | 48.884 | 3:18.981 | 197.8 | 48:28.961 |
| 4 | 1 | 2:25.390 | 48.645 | 45.684 | 51.061 | 197.8 | 9:47.949 | 19 | 2 | 2:46.708 | 1:00.734 | 50.578 | 55.396 | 130.4 | 51:15.669 |
| 5 | 1 | 2:25.655 | 48.906 | 45.439 | 51.310 | 198.5 | 12:13.604 | 20 | 2 | 2:37.966 | 51.666 | 51.066 | 55.234 | 196.0 | 53:53.635 |
| 6 | 1 | 2:25.763 | 48.825 | 45.523 | 51.415 | 197.4 | 14:39.367 | 21 | 2 | 2:36.421 | 51.783 | 49.222 | 55.416 | 183.4 | 56:30.056 |
| 7 | 1 | 2:26.298 | 48.620 | 45.484 | 52.194 | 197.8 | 17:05.665 | 22 | 2 | 2:35.658 | 52.400 | 48.985 | 54.273 | 199.6 | 59:05.714 |
| 8 | 1 | 2:25.867 | 48.952 | 45.401 | 51.514 | 197.1 | 19:31.532 | 23 | 2 | 2:33.880 | 51.176 | 48.139 | 54.565 | 197.8 | 1:01:39.594 |
| 9 | 1 | 2:26.540 | 48.860 | 45.784 | 51.896 | 198.2 | 21:58.072 | 24 | 2 | 2:33.707 | 50.869 | 48.083 | 54.755 | 196.4 | 1:04:13.301 |
| 10 | 1 | 2:25.994 | 49.005 | 45.513 | 51.476 | 198.5 | 24:24.066 | 25 | 2 | 2:31.679 | 50.567 | 47.588 | 53.524 | 196.7 | 1:06:44.980 |
| 11 | 1 | 2:26.813 | 48.854 | 46.369 | 51.590 | 198.9 | 26:50.879 | 26 | 2 | 2:32.592 | 50.890 | 47.975 | 53.727 | 198.5 | 1:09:17.572 |
| 12 | 1 | 2:25.838 | 48.565 | 45.301 | 51.972 | 200.4 | 29:16.717 | 27 | 2 | 2:33.079 | 50.513 | 48.566 | 54.000 | 198.2 | 1:11:50.651 |
| 13 | 1 | 2:27.821 | 48.896 | 45.763 | 53.162 | 198.9 | 31:44.538 | 28 | 2 | 2:33.344 | 51.913 | 47.850 | 53.581 | 172.5 | 1:14:23.995 |
| 14 | 1 | 2:25.828 | 48.670 | 45.400 | 51.758 | 198.9 | 34:10.366 | 29 | 2 | 2:33.083 | 50.946 | 47.664 | 54.473 | 196.7 | 1:16:57.078 |
| 15 | 1 | 2:25.794 | 49.025 | 45.274 | 51.495 | 198.2 | 36:36.160 | 30 | 2 | 2:32.791 | 51.468 | 47.903 | 53.420 | 197.1 | 1:19:29.869 |
| 16 | 1 | 2:25.854 | 48.927 | 45.532 | 51.395 | 199.3 | 39:02.014 | 31 | 2 | 2:33.028 | 51.120 | 48.548 | 53.360 | 196.7 | 1:22:02.897 |
| 17 | 1 | 4:51.321 B | 49.228 | 46.004 | 3:16.089 | 198.9 | 43:53.335 | 32 | 2 | 2:32.426 | 50.897 | 48.006 | 53.523 | 197.4 | 1:24:35.323 |
| 18 | 2 | 2:36.327 | 58.409 | 45.934 | 51.984 | 127.4 | 46:29.662 | 33 | 2 | 2:34.283 | 51.645 | 48.194 | 54.444 | 196.4 | 1:27:09.606 |
| 19 | 2 | 2:27.548 | 49.564 | 45.992 | 51.992 | 197.4 | 48:57.210 | 34 | 2 | 2:35.058 | 51.050 | 49.177 | 54.831 | 198.2 | 1:29:44.664 |
| 20 | 2 | 2:28.851 | 50.408 | 46.710 | 51.733 | 200.0 | 51:26.061 | 35 | 2 | 2:33.922 | 51.169 | 48.582 | 54.171 | 196.7 | 1:32:18.586 |
| 21 | 2 | 2:27.681 | 50.289 | 45.892 | 51.500 | 199.6 | 53:53.742 | 19 Porsche 911 2.0L 1. Jose Ruben ZANCHETTA 2. James TURNER GTL | | | | | | | |
| 22 | 2 | 2:26.687 | 49.393 | 45.564 | 51.730 | 199.6 | 56:20.429 | 1 | 2 | 2:40.702 | 1:01.698 | 48.066 | 50.938 | | 2:40.702 |
| 23 | 2 | 2:28.215 | 50.615 | 45.916 | 51.684 | 199.3 | 58:48.644 | 2 | 2 | 2:25.545 | 49.445 | 45.435 | 50.665 | 201.5 | 5:06.247 |
| 24 | 2 | 2:26.328 | 49.180 | 45.561 | 51.587 | 200.7 | 1:01:14.972 | 3 | 2 | 2:24.751 | 48.829 | 45.317 | 50.605 | 201.5 | 7:30.998 |
| 25 | 2 | 2:26.231 | 49.198 | 45.166 | 51.867 | 198.9 | 1:03:41.203 | 4 | 2 | 2:25.080 | 48.592 | 45.616 | 50.872 | 201.9 | 9:56.078 |
| 26 | 2 | 2:26.103 | 48.903 | 45.669 | 51.531 | 198.5 | 1:06:07.306 | 5 | 2 | 2:25.184 | 48.579 | 46.000 | 50.605 | 201.1 | 12:21.262 |
| 27 | 2 | 2:26.962 | 49.403 | 45.034 | 52.525 | 198.9 | 1:08:34.268 | 6 | 2 | 2:24.731 | 48.792 | 45.147 | 50.792 | 200.0 | 14:45.993 |
| 28 | 2 | 2:25.512 | 49.127 | 45.179 | 51.206 | 200.0 | 1:10:59.780 | 7 | 2 | 2:26.047 | 48.736 | 46.037 | 51.274 | 201.5 | 17:12.040 |
| 29 | 2 | 2:26.100 | 49.003 | 45.593 | 51.504 | 200.0 | 1:13:25.880 | 8 | 2 | 2:27.095 | 49.746 | 46.946 | 50.403 | 200.7 | 19:39.135 |
| 30 | 2 | 2:25.523 | 49.149 | 45.085 | 51.289 | 198.2 | 1:15:51.403 | 9 | 2 | 2:24.364 | 48.940 | 44.956 | 50.468 | 203.4 | 22:03.499 |
| 31 | 2 | 2:26.465 | 49.826 | 45.269 | 51.370 | 198.9 | 1:18:17.868 | 10 | 2 | 2:25.175 | 48.671 | 45.438 | 51.066 | 204.2 | 24:28.674 |
| 32 | 2 | 2:26.207 | 48.996 | 44.727 | 52.484 | 198.5 | 1:20:44.075 | 11 | 2 | 2:25.586 | 48.678 | 45.095 | 51.813 | 203.4 | 26:54.260 |
| 33 | 2 | 2:25.988 | 49.577 | 45.473 | 50.938 | 200.4 | 1:23:10.063 | 12 | 2 | 2:25.266 | 48.844 | 45.377 | 51.045 | 203.0 | 29:19.526 |
| 34 | 2 | 2:25.049 | 48.994 | 45.196 | 50.859 | 200.4 | 1:25:35.112 | 13 | 2 | 2:25.547 | 48.977 | 44.906 | 51.664 | 203.0 | 31:45.073 |
| 35 | 2 | 2:24.798 | 49.113 | 44.834 | 50.851 | 199.6 | 1:27:59.910 | 14 | 2 | 2:25.590 | 48.553 | 45.258 | 51.779 | 204.5 | 34:10.663 |
| 36 | 2 | 2:24.841 | 49.050 | 45.117 | 50.674 | 200.4 | 1:30:24.751 | 15 | 2 | 2:25.514 | 49.258 | 45.139 | 51.117 | 200.0 | 36:36.177 |
| 37 | 2 | 2:24.220 | 48.789 | 44.745 | 50.686 | 202.6 | 1:32:48.971 | 16 | 2 | 4:54.374 B | 50.030 | 44.941 | 3:19.403 | 203.4 | 41:30.551 |
| 17 Porsche 911 2.0L 1. Peter GORKE 2. Yves BERGER GTL | | | | | | | | 17 | 1 | 2:40.329 | 1:00.916 | 47.266 | 52.147 | 128.6 | 44:10.880 |
| 1 | 1 | 3:01.956 | 1:19.055 | 48.507 | 54.394 | | 3:01.956 | 18 | 1 | 2:28.974 | 50.020 | 47.107 | 51.847 | 202.2 | 46:39.854 |
| 2 | 1 | 2:32.375 | 51.007 | 47.873 | 53.495 | 196.7 | 5:34.331 | 19 | 1 | 2:28.017 | 49.985 | 46.361 | 51.671 | 202.2 | 49:07.871 |
| 3 | 1 | 2:32.852 | 50.861 | 48.649 | 53.342 | 197.1 | 8:07.183 | 20 | 1 | 2:28.682 | 49.596 | 47.233 | 51.853 | 203.0 | 51:36.553 |
| 4 | 1 | 2:34.989 | 52.723 | 48.353 | 53.913 | 198.9 | 10:42.172 | 21 | 1 | 2:28.242 | 49.509 | 46.505 | 52.228 | 203.0 | 54:04.795 |
| 5 | 1 | 2:33.507 | 50.623 | 48.586 | 54.298 | 196.0 | 13:15.679 | 22 | 1 | 2:26.994 | 49.157 | 46.302 | 51.535 | 204.5 | 56:31.789 |
| 6 | 1 | 2:30.977 | 49.985 | 48.048 | 52.944 | 195.3 | 15:46.656 | 23 | 1 | 2:26.695 | 49.431 | 45.971 | 51.293 | 203.4 | 58:58.484 |
| 7 | 1 | 2:29.681 | 49.548 | 47.069 | 53.064 | 197.4 | 18:16.337 | 24 | 1 | 2:45.306 | 49.153 | 45.844 | 1:10.309 | 203.4 | 1:01:43.790 |
| 8 | 1 | 2:30.943 | 50.435 | 47.555 | 52.953 | 199.3 | 20:47.280 | 25 | 1 | 2:28.557 | 50.280 | 45.786 | 52.491 | 189.1 | 1:04:12.347 |
| 9 | 1 | 2:30.442 | 50.367 | 47.258 | 52.817 | 196.7 | 23:17.722 | 26 | 1 | 2:26.449 | 48.788 | 46.162 | 51.499 | 201.9 | 1:06:38.796 |
| 10 | 1 | 2:30.821 | 50.053 | 47.381 | 53.387 | 198.2 | 25:48.543 | 27 | 1 | 2:26.830 | 49.013 | 46.361 | 51.456 | 202.6 | 1:09:05.626 |
| 11 | 1 | 2:31.017 | 50.442 | 47.228 | 53.347 | 198.9 | 28:19.560 | 28 | 1 | 2:26.258 | 49.179 | 45.810 | 51.269 | 203.4 | 1:11:31.884 |
| | | | | | | | | 29 | 1 | 2:25.963 | 48.720 | 46.151 | 51.092 | 203.0 | 1:13:57.847 |
| | | | | | | | | 30 | 1 | 2:26.980 | 49.186 | 45.460 | 52.334 | 203.0 | 1:16:24.827 |
| | | | | | | | | 31 | 1 | 2:27.074 | 49.374 | 46.449 | 51.251 | 204.5 | 1:18:51.901 |



2.0L CUP



2.0L CUP MUGELLO CLASSIC RACE

Sector Analysis

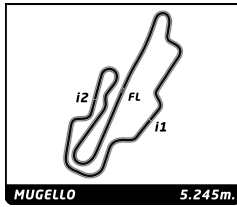
■ Personal Best ■ Session Best B Crossing the finish line in pit lane

| Lap | D | Time | Sector 1 | Sector 2 | Sector 3 | T. Spd | Elapsed | Lap | D | Time | Sector 1 | Sector 2 | Sector 3 | T. Spd | Elapsed |
|---|---|------------|----------|----------|----------|--------|-------------|--|---|------------|----------|----------|----------|--------|-------------|
| 32 | 1 | 2:27.275 | 49.456 | 46.167 | 51.652 | 202.2 | 1:21:19.176 | 10 | 2 | 2:27.215 | 49.868 | 46.031 | 51.316 | 201.9 | 24:50.957 |
| 33 | 1 | 2:25.968 | 49.034 | 45.944 | 50.990 | 203.0 | 1:23:45.144 | 11 | 2 | 2:28.749 | 50.362 | 46.563 | 51.824 | 201.9 | 27:19.706 |
| 34 | 1 | 2:25.687 | 49.053 | 45.565 | 51.069 | 203.0 | 1:26:10.831 | 12 | 2 | 2:26.872 | 49.526 | 45.917 | 51.429 | 202.2 | 29:46.578 |
| 35 | 1 | 2:25.198 | 49.295 | 45.245 | 50.658 | 203.8 | 1:28:36.029 | 13 | 2 | 2:27.470 | 49.673 | 46.398 | 51.399 | 201.9 | 32:14.048 |
| 36 | 1 | 2:25.431 | 49.060 | 45.555 | 50.816 | 203.4 | 1:31:01.460 | 14 | 2 | 2:26.297 | 49.406 | 45.495 | 51.396 | 202.2 | 34:40.345 |
| 37 | 1 | 2:26.701 | 49.217 | 45.746 | 51.738 | 205.3 | 1:33:28.161 | 15 | 2 | 2:26.818 | 49.485 | 46.032 | 51.301 | 201.5 | 37:07.163 |
| 21 Porsche 911 2.0L 1.Karsten LE BLANC GTL | | | | | | | | 16 2 2:27.448 49.448 46.472 51.528 201.9 39:34.611 | | | | | | | |
| 1 | 1 | 2:36.712 | 57.859 | 46.249 | 52.604 | | 2:36.712 | 17 | 2 | 2:25.969 | 49.343 | 45.455 | 51.171 | 201.9 | 42:00.580 |
| 2 | 1 | 2:29.457 | 50.096 | 46.516 | 52.845 | 189.8 | 5:06.169 | 18 | 2 | 2:26.561 | 49.617 | 45.370 | 51.574 | 203.8 | 44:27.141 |
| 3 | 1 | 2:30.700 | 50.932 | 46.339 | 53.429 | 189.5 | 7:36.869 | 19 | 2 | 2:26.656 | 49.125 | 45.742 | 51.789 | 203.0 | 46:53.797 |
| 4 | 1 | 2:31.970 | 50.842 | 47.693 | 53.435 | 188.8 | 10:08.839 | 20 | 2 | 2:27.446 | 49.397 | 46.440 | 51.609 | 203.4 | 49:21.243 |
| 5 | 1 | 2:31.468 | 50.971 | 46.847 | 53.650 | 191.8 | 12:40.307 | 21 | 2 | 2:25.673 | 49.435 | 45.082 | 51.156 | 202.2 | 51:46.916 |
| 6 | 1 | 2:31.370 | 50.743 | 47.239 | 53.388 | 189.8 | 15:11.677 | 22 | 2 | 4:52.273 B | 49.685 | 45.714 | 3:16.874 | 203.0 | 56:39.189 |
| 7 | 1 | 2:30.622 | 50.911 | 46.519 | 53.192 | 190.5 | 17:42.299 | 23 | 1 | 2:50.664 | 1:03.884 | 50.960 | 55.820 | 126.5 | 59:29.853 |
| 8 | 1 | 2:30.559 | 51.092 | 46.401 | 53.066 | 191.8 | 20:12.858 | 24 | 1 | 2:41.548 | 54.717 | 51.048 | 55.783 | 199.6 | 1:02:11.401 |
| 9 | 1 | 2:30.743 | 51.012 | 46.653 | 53.078 | 189.8 | 22:43.601 | 25 | 1 | 2:39.746 | 53.229 | 51.048 | 55.469 | 200.7 | 1:04:51.147 |
| 10 | 1 | 2:30.576 | 51.180 | 46.279 | 53.117 | 191.8 | 25:14.177 | 26 | 1 | 2:40.339 | 54.144 | 50.588 | 55.607 | 201.5 | 1:07:31.486 |
| 11 | 1 | 2:30.294 | 50.369 | 46.541 | 53.384 | 192.5 | 27:44.471 | 27 | 1 | 2:37.362 | 52.801 | 49.703 | 54.858 | 200.4 | 1:10:08.848 |
| 12 | 1 | 2:30.175 | 50.737 | 46.170 | 53.268 | 190.5 | 30:14.646 | 28 | 1 | 2:37.911 | 52.954 | 49.760 | 55.197 | 201.9 | 1:12:46.759 |
| 13 | 1 | 2:31.976 | 50.838 | 47.844 | 53.294 | 191.8 | 32:46.622 | 29 | 1 | 2:38.300 | 53.447 | 50.012 | 54.841 | 201.1 | 1:15:25.059 |
| 14 | 1 | 2:31.382 | 50.949 | 46.731 | 53.702 | 190.5 | 35:18.004 | 30 | 1 | 2:38.583 | 52.733 | 50.719 | 55.131 | 200.4 | 1:18:03.642 |
| 15 | 1 | 2:32.473 | 51.790 | 47.050 | 53.633 | 190.1 | 37:50.477 | 31 | 1 | 2:39.167 | 53.046 | 50.734 | 55.387 | 201.1 | 1:20:42.809 |
| 16 | 1 | 2:31.595 | 50.602 | 46.737 | 54.256 | 190.5 | 40:22.072 | 32 | 1 | 2:40.633 | 55.792 | 50.051 | 54.790 | 203.8 | 1:23:23.442 |
| 17 | 1 | 2:31.266 | 51.311 | 46.387 | 53.568 | 191.8 | 42:53.338 | 33 | 1 | 2:36.184 | 52.778 | 49.029 | 54.377 | 201.9 | 1:25:59.626 |
| 18 | 1 | 2:31.699 | 50.783 | 47.058 | 53.858 | 191.8 | 45:25.037 | 34 | 1 | 2:37.275 | 53.497 | 49.211 | 54.567 | 201.5 | 1:28:36.901 |
| 19 | 1 | 2:31.292 | 51.464 | 46.374 | 53.454 | 190.1 | 47:56.329 | 35 | 1 | 2:36.809 | 52.910 | 49.412 | 54.487 | 203.8 | 1:31:13.710 |
| 20 | 1 | 2:30.816 | 50.741 | 46.298 | 53.777 | 190.5 | 50:27.145 | 36 | 1 | 2:40.328 | 55.435 | 49.584 | 55.309 | 178.2 | 1:33:54.038 |
| 21 | 1 | 4:49.973 B | 50.817 | 46.949 | 3:12.207 | 188.8 | 55:17.118 | 23 Porsche 911 2.0L 1.Frédéric LEMOS 2.Julien ROLLET GTL | | | | | | | |
| 22 | 1 | 2:42.125 | 1:01.065 | 47.582 | 53.478 | 124.4 | 57:59.243 | 1 | 1 | 2:45.252 | 1:04.109 | 47.924 | 53.219 | | 2:45.252 |
| 23 | 1 | 2:30.825 | 50.918 | 46.747 | 53.160 | 189.5 | 1:00:30.068 | 2 | 1 | 2:31.668 | 51.567 | 47.044 | 53.057 | 185.6 | 5:16.920 |
| 24 | 1 | 2:31.368 | 50.473 | 47.850 | 53.045 | 191.8 | 1:03:01.436 | 3 | 1 | 2:30.735 | 50.742 | 47.252 | 52.741 | 188.5 | 7:47.655 |
| 25 | 1 | 2:32.632 | 50.595 | 48.854 | 53.183 | 192.5 | 1:05:34.068 | 4 | 1 | 2:29.214 | 50.283 | 46.209 | 52.722 | 186.2 | 10:16.869 |
| 26 | 1 | 2:32.524 | 51.543 | 48.147 | 52.834 | 192.9 | 1:08:06.592 | 5 | 1 | 2:29.130 | 50.242 | 46.543 | 52.345 | 187.2 | 12:45.999 |
| 27 | 1 | 2:31.261 | 51.069 | 46.827 | 53.365 | 192.5 | 1:10:37.853 | 6 | 1 | 2:29.318 | 50.373 | 46.291 | 52.654 | 187.5 | 15:15.317 |
| 28 | 1 | 2:32.974 | 51.744 | 48.244 | 52.986 | 192.2 | 1:13:10.827 | 7 | 1 | 2:29.735 | 50.579 | 46.750 | 52.406 | 188.2 | 17:45.052 |
| 29 | 1 | 2:30.267 | 50.781 | 46.235 | 53.251 | 190.5 | 1:15:41.094 | 8 | 1 | 2:28.889 | 50.497 | 45.873 | 52.519 | 187.8 | 20:13.941 |
| 30 | 1 | 2:31.171 | 50.817 | 47.571 | 52.783 | 193.5 | 1:18:12.265 | 9 | 1 | 2:29.228 | 50.429 | 46.300 | 52.499 | 190.1 | 22:43.169 |
| 31 | 1 | 2:33.136 | 51.038 | 48.005 | 54.093 | 192.2 | 1:20:45.401 | 10 | 1 | 2:29.101 | 50.800 | 45.837 | 52.464 | 188.5 | 25:12.270 |
| 32 | 1 | 2:31.309 | 51.858 | 46.546 | 52.905 | 191.5 | 1:23:16.710 | 11 | 1 | 2:28.618 | 50.252 | 45.697 | 52.669 | 188.5 | 27:40.888 |
| 33 | 1 | 2:31.274 | 51.214 | 46.539 | 53.521 | 190.8 | 1:25:47.984 | 12 | 1 | 2:29.737 | 51.047 | 46.238 | 52.452 | 188.8 | 30:10.625 |
| 34 | 1 | 2:29.947 | 50.703 | 45.977 | 53.267 | 190.8 | 1:28:17.931 | 13 | 1 | 2:30.085 | 50.902 | 46.420 | 52.763 | 188.8 | 32:40.710 |
| 35 | 1 | 2:30.812 | 51.290 | 46.315 | 53.207 | 190.8 | 1:30:48.743 | 14 | 1 | 2:29.157 | 50.547 | 46.052 | 52.558 | 187.8 | 35:09.867 |
| 36 | 1 | 2:30.003 | 50.362 | 46.635 | 53.006 | 191.5 | 1:33:18.746 | 15 | 1 | 2:29.611 | 50.662 | 46.600 | 52.349 | 188.2 | 37:39.478 |
| 22 Porsche 911 2.0L 1.Rémi TERRAIL 2.Jürg AEBERHARD GTL | | | | | | | | 16 | 1 | 2:29.292 | 50.364 | 46.010 | 52.918 | 188.5 | 40:08.770 |
| 1 | 2 | 2:43.515 | 1:02.058 | 48.918 | 52.539 | | 2:43.515 | 17 | 1 | 2:28.706 | 50.320 | 45.913 | 52.473 | 188.5 | 42:37.476 |
| 2 | 2 | 2:28.269 | 49.906 | 46.926 | 51.437 | 200.4 | 5:11.784 | 18 | 1 | 4:30.976 B | 50.274 | 45.654 | 2:55.048 | 189.1 | 47:08.452 |
| 3 | 2 | 2:26.978 | 49.332 | 45.875 | 51.771 | 201.1 | 7:38.762 | 19 | 2 | 3:00.692 | 1:12.030 | 52.688 | 55.974 | 100.7 | 50:09.144 |
| 4 | 2 | 2:29.062 | 49.997 | 47.085 | 51.980 | 200.7 | 10:07.824 | 20 | 2 | 2:41.750 | 54.373 | 51.437 | 55.940 | 183.1 | 52:50.894 |
| 5 | 2 | 2:27.673 | 49.337 | 46.439 | 51.897 | 200.7 | 12:35.497 | 21 | 2 | 2:42.194 | 54.808 | 51.026 | 56.360 | 182.7 | 55:33.088 |
| 6 | 2 | 2:26.876 | 49.525 | 45.760 | 51.591 | 201.5 | 15:02.373 | 22 | 2 | 2:40.501 | 54.117 | 50.998 | 55.386 | 184.0 | 58:13.589 |
| 7 | 2 | 2:27.144 | 49.719 | 45.999 | 51.426 | 201.9 | 17:29.517 | 23 | 2 | 2:39.598 | 53.984 | 50.315 | 55.299 | 183.7 | 1:00:53.187 |
| 8 | 2 | 2:27.282 | 49.981 | 45.999 | 51.302 | 201.1 | 19:56.799 | 24 | 2 | 2:39.526 | 53.732 | 50.487 | 55.307 | 183.7 | 1:03:32.713 |
| 9 | 2 | 2:26.943 | 49.811 | 45.614 | 51.518 | 202.2 | 22:23.742 | 25 | 2 | 2:39.269 | 53.897 | 50.268 | 55.104 | 184.3 | 1:06:11.982 |
| | | | | | | | | 26 | 2 | 2:39.050 | 54.640 | 49.692 | 54.718 | 185.2 | 1:08:51.032 |
| | | | | | | | | 27 | 2 | 2:35.524 | 52.712 | 48.644 | 54.168 | 185.2 | 1:11:26.556 |
| | | | | | | | | 28 | 2 | 2:36.601 | 52.960 | 49.219 | 54.422 | 185.2 | 1:14:03.157 |





2.0L CUP



2.0L CUP MUGELLO CLASSIC RACE

Sector Analysis

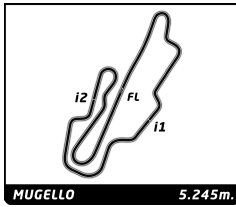
Personal Best Session Best B Crossing the finish line in pit lane

| Lap | D | Time | Sector 1 | Sector 2 | Sector 3 | T. Spd | Elapsed | Lap | D | Time | Sector 1 | Sector 2 | Sector 3 | T. Spd | Elapsed |
|--|---|------------|----------|----------|----------|--------|-------------|---|---|------------|----------|----------|----------|--------|-------------|
| 29 | 2 | 2:36.314 | 53.083 | 48.719 | 54.512 | 184.9 | 1:16:39.471 | 10 | 2 | 2:29.302 | 50.353 | 46.455 | 52.494 | 200.7 | 25:27.917 |
| 30 | 2 | 2:35.621 | 53.040 | 48.147 | 54.434 | 184.0 | 1:19:15.092 | 11 | 2 | 2:29.121 | 50.493 | 46.497 | 52.131 | 202.6 | 27:57.038 |
| 31 | 2 | 2:36.803 | 53.790 | 48.475 | 54.538 | 185.2 | 1:21:51.895 | 12 | 2 | 2:28.217 | 49.676 | 46.139 | 52.402 | 201.1 | 30:25.255 |
| 32 | 2 | 2:36.099 | 53.404 | 48.737 | 53.958 | 184.6 | 1:24:27.994 | 13 | 2 | 2:27.663 | 49.743 | 45.816 | 52.104 | 201.1 | 32:52.918 |
| 33 | 2 | 2:35.833 | 53.259 | 47.971 | 54.603 | 185.9 | 1:27:03.827 | 14 | 2 | 2:29.943 | 50.860 | 46.429 | 52.654 | 203.4 | 35:22.861 |
| 34 | 2 | 2:36.858 | 53.425 | 49.271 | 54.162 | 185.2 | 1:29:40.685 | 15 | 2 | 2:28.847 | 49.873 | 46.284 | 52.690 | 201.5 | 37:51.708 |
| 35 | 2 | 2:39.203 | 52.975 | 50.440 | 55.788 | 188.2 | 1:32:19.888 | 16 | 2 | 2:30.151 | 49.647 | 47.029 | 53.475 | 202.2 | 40:21.859 |
| 27 Porsche 911 2.0L 1. Stephen EDWARDS 2. Peter DUMBRECK GTL-ELI | | | | | | | | 17 | 2 | 2:29.536 | 50.570 | 46.036 | 52.930 | 201.5 | 42:51.395 |
| 1 | 1 | 2:53.310 | 1:05.579 | 51.633 | 56.098 | | 2:53.310 | 18 | 2 | 4:58.750 B | 50.460 | 47.495 | 3:20.795 | 201.5 | 47:50.145 |
| 2 | 1 | 2:38.496 | 53.539 | 49.927 | 55.030 | 187.8 | 5:31.806 | 19 | 1 | 2:40.990 | 1:01.489 | 46.752 | 52.749 | 129.8 | 50:31.135 |
| 3 | 1 | 2:43.459 | 53.226 | 51.461 | 58.772 | 188.5 | 8:15.265 | 20 | 1 | 2:29.586 | 51.028 | 46.437 | 52.121 | 200.0 | 53:00.721 |
| 4 | 1 | 2:39.308 | 53.753 | 49.734 | 55.821 | 181.8 | 10:54.573 | 21 | 1 | 2:30.561 | 50.117 | 46.440 | 54.004 | 202.2 | 55:31.282 |
| 5 | 1 | 2:37.937 | 52.294 | 49.470 | 56.173 | 189.1 | 13:32.510 | 22 | 1 | 2:28.125 | 50.030 | 46.159 | 51.936 | 201.5 | 57:59.407 |
| 6 | 1 | 2:39.632 | 53.463 | 49.605 | 56.564 | 188.8 | 16:12.142 | 23 | 1 | 2:28.998 | 50.072 | 46.780 | 52.146 | 203.0 | 1:00:28.405 |
| 7 | 1 | 2:40.039 | 53.169 | 50.401 | 56.469 | 188.8 | 18:52.181 | 24 | 1 | 2:31.058 | 50.261 | 48.492 | 52.305 | 202.2 | 1:02:59.463 |
| 8 | 1 | 2:40.865 | 53.304 | 50.865 | 56.696 | 187.5 | 21:33.046 | 25 | 1 | 2:29.149 | 50.078 | 46.714 | 52.357 | 200.7 | 1:05:28.612 |
| 9 | 1 | 2:41.725 | 54.001 | 50.752 | 56.972 | 189.5 | 24:14.771 | 26 | 1 | 2:30.403 | 50.294 | 47.682 | 52.427 | 200.7 | 1:07:59.015 |
| 10 | 1 | 2:42.297 | 53.523 | 51.083 | 57.691 | 190.5 | 26:57.068 | 27 | 1 | 2:31.540 | 49.905 | 49.015 | 52.620 | 201.9 | 1:10:30.555 |
| 11 | 1 | 2:42.808 | 53.532 | 51.458 | 57.818 | 191.2 | 29:39.876 | 28 | 1 | 2:29.473 | 50.006 | 46.859 | 52.608 | 201.1 | 1:13:00.028 |
| 12 | 1 | 2:40.989 | 53.386 | 51.218 | 56.385 | 187.5 | 32:20.865 | 29 | 1 | 2:29.319 | 49.717 | 46.738 | 52.864 | 200.7 | 1:15:29.347 |
| 13 | 1 | 2:40.866 | 52.738 | 51.595 | 56.533 | 190.1 | 35:01.731 | 30 | 1 | 2:30.211 | 50.259 | 47.054 | 52.898 | 201.1 | 1:17:59.558 |
| 14 | 1 | 2:41.812 | 53.561 | 51.932 | 56.319 | 186.5 | 37:43.543 | 31 | 1 | 2:30.052 | 51.201 | 46.647 | 52.204 | 200.0 | 1:20:29.610 |
| 15 | 1 | 2:40.305 | 52.805 | 50.202 | 57.298 | 191.2 | 40:23.848 | 32 | 1 | 2:27.765 | 49.778 | 45.828 | 52.159 | 201.5 | 1:22:57.375 |
| 16 | 1 | 2:40.551 | 52.885 | 50.183 | 57.483 | 191.8 | 43:04.399 | 33 | 1 | 2:29.988 | 49.665 | 47.581 | 52.742 | 201.1 | 1:25:27.363 |
| 17 | 1 | 2:39.828 | 52.585 | 50.755 | 56.488 | 190.8 | 45:44.227 | 34 | 1 | 2:28.653 | 49.756 | 46.289 | 52.608 | 201.1 | 1:27:56.016 |
| 18 | 1 | 2:43.028 | 53.209 | 50.737 | 59.082 | 190.1 | 48:27.255 | 35 | 1 | 2:28.573 | 50.296 | 46.222 | 52.055 | 200.0 | 1:30:24.589 |
| 19 | 1 | 5:23.645 B | 53.288 | 50.593 | 3:39.764 | 191.2 | 53:50.900 | 36 | 1 | 2:27.026 | 50.087 | 45.676 | 51.263 | 203.0 | 1:32:51.615 |
| 20 | 2 | 2:37.556 | 59.594 | 46.327 | 51.635 | 130.1 | 56:28.456 | 31 Porsche 911 2.0L 1. Adrian WILLMOTT 2. Mike JORDAN GTL-ELI | | | | | | | |
| 21 | 2 | 2:25.897 | 49.852 | 45.119 | 50.926 | 197.8 | 58:54.353 | 1 | 1 | 2:51.827 | 1:17.104 | 43.684 | 51.039 | | 2:51.827 |
| 22 | 2 | 2:24.595 | 49.246 | 45.055 | 50.294 | 198.5 | 1:01:18.948 | 2 | 1 | 2:24.152 | 48.542 | 44.839 | 50.771 | 202.6 | 5:15.979 |
| 23 | 2 | 2:23.658 | 48.709 | 44.833 | 50.116 | 198.9 | 1:03:42.606 | 3 | 1 | 2:24.698 | 49.557 | 44.894 | 50.247 | 203.4 | 7:40.677 |
| 24 | 2 | 2:24.670 | 48.673 | 45.640 | 50.357 | 201.9 | 1:06:07.276 | 4 | 1 | 2:23.744 | 48.236 | 45.096 | 50.412 | 199.6 | 10:04.421 |
| 25 | 2 | 2:24.389 | 48.644 | 45.034 | 50.711 | 199.6 | 1:08:31.665 | 5 | 1 | 2:22.531 | 48.274 | 43.968 | 50.289 | 198.9 | 12:26.952 |
| 26 | 2 | 2:24.058 | 48.851 | 44.851 | 50.356 | 198.5 | 1:10:55.723 | 6 | 1 | 2:23.672 | 48.217 | 44.491 | 50.964 | 199.3 | 14:50.624 |
| 27 | 2 | 2:25.067 | 49.254 | 45.566 | 50.247 | 199.3 | 1:13:20.790 | 7 | 1 | 2:23.652 | 48.369 | 44.672 | 50.611 | 199.3 | 17:14.276 |
| 28 | 2 | 2:23.259 | 48.593 | 44.625 | 50.041 | 199.3 | 1:15:44.049 | 8 | 1 | 2:24.127 | 48.657 | 44.889 | 50.581 | 200.0 | 19:38.403 |
| 29 | 2 | 2:24.858 | 48.580 | 46.024 | 50.254 | 200.4 | 1:18:08.907 | 9 | 1 | 2:23.516 | 48.456 | 44.463 | 50.597 | 200.0 | 22:01.919 |
| 30 | 2 | 2:26.834 | 49.217 | 47.205 | 50.412 | 201.1 | 1:20:35.741 | 10 | 1 | 2:23.183 | 48.505 | 44.273 | 50.405 | 200.0 | 24:25.102 |
| 31 | 2 | 2:23.371 | 48.520 | 44.851 | 50.000 | 198.9 | 1:22:59.112 | 11 | 1 | 2:24.788 | 48.202 | 45.889 | 50.697 | 201.1 | 26:49.890 |
| 32 | 2 | 2:24.078 | 48.676 | 45.264 | 50.138 | 200.4 | 1:25:23.190 | 12 | 1 | 2:22.853 | 48.172 | 44.414 | 50.267 | 200.7 | 29:12.743 |
| 33 | 2 | 2:22.921 | 48.361 | 44.207 | 50.353 | 199.6 | 1:27:46.111 | 13 | 1 | 2:23.334 | 48.485 | 44.425 | 50.424 | 200.0 | 31:36.077 |
| 34 | 2 | 2:24.652 | 48.482 | 44.518 | 51.652 | 201.1 | 1:30:10.763 | 14 | 1 | 2:23.243 | 48.256 | 44.263 | 50.724 | 201.1 | 33:59.320 |
| 35 | 2 | 2:22.486 | 48.039 | 44.390 | 50.057 | 204.2 | 1:32:33.249 | 15 | 1 | 2:22.861 | 48.387 | 44.202 | 50.272 | 200.7 | 36:22.181 |
| 29 Porsche 911 2.0L 1. Christian TRABER 2. Nicolas TRABER GTL | | | | | | | | 16 | 1 | 2:23.029 | 48.564 | 44.068 | 50.397 | 201.5 | 38:45.210 |
| 1 | 2 | 2:46.104 | 1:03.102 | 49.395 | 53.607 | | 2:46.104 | 17 | 1 | 2:22.441 | 48.387 | 43.911 | 50.143 | 201.5 | 41:07.651 |
| 2 | 2 | 2:33.918 | 51.199 | 48.986 | 53.733 | 194.9 | 5:20.022 | 18 | 1 | 2:24.087 | 48.370 | 45.590 | 50.127 | 201.5 | 43:31.738 |
| 3 | 2 | 2:30.838 | 50.573 | 46.721 | 53.544 | 201.5 | 7:50.860 | 19 | 1 | 2:22.696 | 48.250 | 44.170 | 50.276 | 202.2 | 45:54.434 |
| 4 | 2 | 2:31.216 | 50.549 | 47.403 | 53.264 | 199.6 | 10:22.076 | 20 | 1 | 2:24.347 | 48.602 | 45.185 | 50.560 | 200.4 | 48:18.781 |
| 5 | 2 | 2:32.219 | 51.246 | 48.113 | 52.860 | 203.4 | 12:54.295 | 21 | 1 | 5:12.866 B | 48.437 | 44.116 | 3:40.313 | 201.1 | 53:31.647 |
| 6 | 2 | 2:32.025 | 51.333 | 47.888 | 52.804 | 201.5 | 15:26.320 | 22 | 2 | 2:32.850 | 57.717 | 44.875 | 50.258 | 133.5 | 56:04.497 |
| 7 | 2 | 2:31.208 | 50.293 | 47.200 | 53.715 | 202.2 | 17:57.528 | 23 | 2 | 2:23.378 | 48.328 | 44.727 | 50.323 | 200.7 | 58:27.875 |
| 8 | 2 | 2:30.479 | 50.496 | 47.004 | 52.979 | 201.1 | 20:28.007 | 24 | 2 | 2:23.469 | 48.378 | 44.340 | 50.751 | 200.0 | 1:00:51.344 |
| 9 | 2 | 2:30.608 | 50.156 | 47.194 | 53.258 | 200.4 | 22:58.615 | 25 | 2 | 2:24.015 | 48.490 | 45.151 | 50.374 | 201.1 | 1:03:15.359 |
| | | | | | | | | 26 | 2 | 2:23.673 | 48.205 | 44.722 | 50.746 | 201.5 | 1:05:39.032 |
| | | | | | | | | 27 | 2 | 2:24.622 | 48.373 | 45.536 | 50.713 | 201.9 | 1:08:03.654 |
| | | | | | | | | 28 | 2 | 2:24.530 | 48.053 | 46.189 | 50.288 | 200.7 | 1:10:28.184 |





2.0L CUP



2.0L CUP MUGELLO CLASSIC RACE

Sector Analysis

■ Personal Best ■ Session Best B Crossing the finish line in pit lane

| Lap | D | Time | Sector 1 | Sector 2 | Sector 3 | T. Spd | Elapsed | Lap | D | Time | Sector 1 | Sector 2 | Sector 3 | T. Spd | Elapsed |
|-----|---|----------|----------|----------|----------|--------|-------------|-----|---|----------|----------|----------|----------|--------|-----------|
| 29 | 2 | 2:22.516 | 48.286 | 43.932 | 50.298 | 200.0 | 1:12:50.700 | 9 | 1 | 2:22.199 | 47.992 | 43.781 | 50.426 | 196.4 | 21:40.865 |
| 30 | 2 | 2:23.342 | 48.402 | 44.414 | 50.526 | 200.7 | 1:15:14.042 | 10 | 1 | 2:24.890 | 48.599 | 45.802 | 50.489 | 196.7 | 24:05.755 |
| 31 | 2 | 2:22.924 | 48.253 | 44.288 | 50.383 | 200.0 | 1:17:36.966 | 11 | 1 | 2:23.187 | 48.023 | 44.167 | 50.997 | 196.7 | 26:28.942 |
| 32 | 2 | 2:23.678 | 48.553 | 44.106 | 51.019 | 200.0 | 1:20:00.644 | 12 | 1 | 2:24.162 | 48.179 | 44.967 | 51.016 | 196.0 | 28:53.104 |
| 33 | 2 | 2:24.972 | 48.626 | 45.013 | 51.333 | 199.6 | 1:22:25.616 | 13 | 1 | 2:22.364 | 47.992 | 43.948 | 50.424 | 196.0 | 31:15.468 |
| 34 | 2 | 2:24.614 | 49.279 | 44.675 | 50.660 | 198.9 | 1:24:50.230 | 14 | 1 | 2:22.248 | 47.921 | 44.043 | 50.284 | 196.7 | 33:37.716 |
| 35 | 2 | 2:22.821 | 48.171 | 44.455 | 50.195 | 198.9 | 1:27:13.051 | 15 | 1 | 2:22.432 | 47.932 | 44.120 | 50.380 | 197.4 | 36:00.148 |
| 36 | 2 | 2:24.225 | 48.127 | 45.249 | 50.849 | 200.0 | 1:29:37.276 | 16 | 1 | 2:23.168 | 48.137 | 44.495 | 50.536 | 196.0 | 38:23.316 |
| 37 | 2 | 2:23.438 | 48.191 | 44.487 | 50.760 | 199.3 | 1:32:00.714 | 17 | 1 | 2:22.871 | 48.237 | 44.398 | 50.236 | 197.1 | 40:46.187 |

| 32 | | Porsche 911 2.0L | | | | GTL | |
|----|---|---------------------------|----------|--------|----------|-------|-------------|
| | | 1. Marie-Claude FIRMENICH | | | | | |
| | | 2. Benjamin MONNAY | | | | | |
| 1 | 1 | 2:59.279 | 1:07.525 | 54.224 | 57.530 | | 2:59.279 |
| 2 | 1 | 2:48.224 | 56.212 | 53.912 | 58.100 | 181.8 | 5:47.503 |
| 3 | 1 | 2:49.065 | 55.696 | 53.855 | 59.514 | 186.2 | 8:36.568 |
| 4 | 1 | 2:49.729 | 55.589 | 54.814 | 59.326 | 185.9 | 11:26.297 |
| 5 | 1 | 2:50.458 | 56.838 | 54.894 | 58.726 | 180.6 | 14:16.755 |
| 6 | 1 | 2:49.636 | 57.433 | 53.852 | 58.351 | 163.1 | 17:06.391 |
| 7 | 1 | 2:47.994 | 56.011 | 53.389 | 58.594 | 184.0 | 19:54.385 |
| 8 | 1 | 2:45.748 | 55.865 | 52.235 | 57.648 | 187.2 | 22:40.133 |
| 9 | 1 | 2:44.920 | 55.661 | 52.019 | 57.240 | 182.1 | 25:25.053 |
| 10 | 1 | 2:43.563 | 54.480 | 51.022 | 58.061 | 189.8 | 28:08.616 |
| 11 | 1 | 2:43.728 | 54.113 | 52.394 | 57.221 | 186.2 | 30:52.344 |
| 12 | 1 | 2:44.984 | 54.971 | 52.462 | 57.551 | 186.5 | 33:37.328 |
| 13 | 1 | 2:44.287 | 54.649 | 52.313 | 57.325 | 178.8 | 36:21.615 |
| 14 | 1 | 4:12.738B | 53.619 | 52.303 | 2:26.816 | 179.7 | 40:34.353 |
| 15 | 2 | 4:07.580 | 2:26.884 | 46.881 | 53.815 | 121.6 | 44:41.933 |
| 16 | 2 | 2:30.825 | 50.778 | 46.839 | 53.208 | 190.8 | 47:12.758 |
| 17 | 2 | 2:30.828 | 50.985 | 46.804 | 53.039 | 190.5 | 49:43.586 |
| 18 | 2 | 2:30.454 | 50.897 | 46.557 | 53.000 | 191.2 | 52:14.040 |
| 19 | 2 | 2:30.829 | 50.733 | 47.092 | 53.004 | 191.5 | 54:44.869 |
| 20 | 2 | 2:30.528 | 50.756 | 46.935 | 52.837 | 192.2 | 57:15.397 |
| 21 | 2 | 2:31.803 | 50.901 | 48.155 | 52.747 | 192.9 | 59:47.200 |
| 22 | 2 | 2:31.186 | 50.606 | 47.054 | 53.526 | 192.5 | 1:02:18.386 |
| 23 | 2 | 2:30.741 | 50.694 | 46.852 | 53.195 | 193.5 | 1:04:49.127 |
| 24 | 2 | 2:30.758 | 50.642 | 46.906 | 53.210 | 191.5 | 1:07:19.885 |
| 25 | 2 | 2:31.348 | 51.108 | 47.136 | 53.104 | 190.1 | 1:09:51.233 |
| 26 | 2 | 2:30.155 | 50.695 | 46.434 | 53.026 | 189.8 | 1:12:21.388 |
| 27 | 2 | 2:31.550 | 51.144 | 46.719 | 53.687 | 190.5 | 1:14:52.938 |
| 28 | 2 | 2:31.380 | 50.927 | 47.228 | 53.225 | 190.8 | 1:17:24.318 |
| 29 | 2 | 2:32.066 | 51.165 | 47.574 | 53.327 | 187.5 | 1:19:56.384 |
| 30 | 2 | 2:30.261 | 50.721 | 46.363 | 53.177 | 189.5 | 1:22:26.645 |
| 31 | 2 | 2:28.971 | 50.571 | 45.996 | 52.404 | 189.5 | 1:24:55.616 |
| 32 | 2 | 2:29.590 | 50.441 | 46.382 | 52.767 | 191.8 | 1:27:25.206 |
| 33 | 2 | 2:29.024 | 50.295 | 45.983 | 52.746 | 191.5 | 1:29:54.230 |
| 34 | 2 | 2:29.382 | 50.490 | 46.080 | 52.812 | 191.2 | 1:32:23.612 |

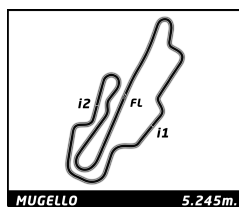
| 41 | | Porsche 911 2.0L | | | | ELI | |
|----|---|------------------|--------|--------|--------|-------|-----------|
| | | 1. Seb PEREZ | | | | | |
| | | 2. George GAMBLE | | | | | |
| 1 | 1 | 2:32.602 | 56.238 | 45.343 | 51.021 | | 2:32.602 |
| 2 | 1 | 2:24.753 | 49.396 | 44.815 | 50.542 | 198.2 | 4:57.355 |
| 3 | 1 | 2:24.114 | 48.030 | 45.176 | 50.908 | 195.3 | 7:21.469 |
| 4 | 1 | 2:23.410 | 47.974 | 44.143 | 51.293 | 194.9 | 9:44.879 |
| 5 | 1 | 2:24.140 | 48.442 | 45.244 | 50.454 | 195.3 | 12:09.019 |
| 6 | 1 | 2:23.087 | 48.035 | 43.977 | 51.075 | 194.6 | 14:32.106 |
| 7 | 1 | 2:23.246 | 48.169 | 44.539 | 50.538 | 194.6 | 16:55.352 |
| 8 | 1 | 2:23.314 | 48.294 | 43.868 | 51.152 | 196.0 | 19:18.666 |

| 42 | | Porsche 911 2.0L | | | | GTL | |
|----|---|-------------------|----------|--------|----------|-------|-------------|
| | | 1. Stephan KOENIG | | | | | |
| | | 2. Philipp KOENIG | | | | | |
| 1 | 2 | 2:40.737 | 1:00.287 | 47.207 | 53.243 | | 2:40.737 |
| 2 | 2 | 2:30.692 | 50.848 | 46.513 | 53.331 | 189.8 | 5:11.429 |
| 3 | 2 | 2:30.047 | 50.468 | 46.435 | 53.144 | 190.8 | 7:41.476 |
| 4 | 2 | 2:29.799 | 50.011 | 47.019 | 52.769 | 193.2 | 10:11.275 |
| 5 | 2 | 2:30.422 | 50.135 | 46.158 | 54.129 | 191.5 | 12:41.697 |
| 6 | 2 | 2:28.883 | 49.909 | 46.143 | 52.831 | 192.5 | 15:10.580 |
| 7 | 2 | 2:29.961 | 50.132 | 46.751 | 53.078 | 191.5 | 17:40.541 |
| 8 | 2 | 2:30.216 | 50.765 | 46.378 | 53.073 | 192.5 | 20:10.757 |
| 9 | 2 | 2:29.006 | 50.077 | 46.163 | 52.766 | 192.2 | 22:39.763 |
| 10 | 2 | 2:29.462 | 50.187 | 46.696 | 52.579 | 192.5 | 25:09.225 |
| 11 | 2 | 2:29.277 | 50.102 | 46.387 | 52.788 | 193.2 | 27:38.502 |
| 12 | 2 | 2:28.593 | 49.560 | 46.452 | 52.581 | 194.6 | 30:07.095 |
| 13 | 2 | 2:28.377 | 50.055 | 45.959 | 52.363 | 193.5 | 32:35.472 |
| 14 | 2 | 2:29.282 | 49.693 | 46.682 | 52.907 | 195.3 | 35:04.754 |
| 15 | 2 | 2:30.302 | 50.685 | 46.885 | 52.732 | 193.5 | 37:35.056 |
| 16 | 2 | 2:29.400 | 50.570 | 45.964 | 52.866 | 193.5 | 40:04.456 |
| 17 | 2 | 2:28.674 | 49.974 | 46.340 | 52.360 | 192.5 | 42:33.130 |
| 18 | 2 | 4:46.419B | 50.497 | 46.832 | 3:09.090 | 193.9 | 47:19.549 |
| 19 | 1 | 2:47.883 | 1:03.255 | 49.635 | 54.993 | 124.3 | 50:07.432 |
| 20 | 1 | 2:35.449 | 51.934 | 48.835 | 54.680 | 192.9 | 52:42.881 |
| 21 | 1 | 2:36.043 | 51.846 | 49.037 | 55.160 | 192.9 | 55:18.924 |
| 22 | 1 | 2:34.032 | 51.479 | 48.282 | 54.271 | 193.2 | 57:52.956 |
| 23 | 1 | 2:33.582 | 51.433 | 48.072 | 54.077 | 192.9 | 1:00:26.538 |
| 24 | 1 | 2:33.416 | 51.282 | 48.397 | 53.737 | 193.5 | 1:02:59.954 |
| 25 | 1 | 2:33.641 | 51.412 | 48.756 | 53.473 | 194.9 | 1:05:33.595 |
| 26 | 1 | 2:32.463 | 51.805 | 47.549 | 53.109 | 194.2 | 1:08:06.058 |





2.0L CUP



2.0L CUP MUGELLO CLASSIC RACE

Sector Analysis

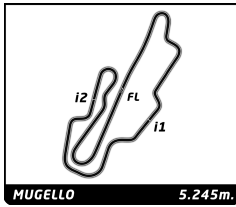
Personal Best Session Best B Crossing the finish line in pit lane

| Lap | D | Time | Sector 1 | Sector 2 | Sector 3 | T. Spd | Elapsed | Lap | D | Time | Sector 1 | Sector 2 | Sector 3 | T. Spd | Elapsed |
|--|---|----------|----------|----------|----------|--------|-------------|---|---|----------|----------|----------|----------|--------|-------------|
| 27 | 1 | 2:31.137 | 50.778 | 47.285 | 53.074 | 194.2 | 1:10:37.195 | 8 | 1 | 2:28.289 | 50.027 | 46.336 | 51.926 | 197.1 | 19:48.337 |
| 28 | 1 | 2:32.053 | 50.885 | 48.265 | 52.903 | 193.2 | 1:13:09.248 | 9 | 1 | 2:26.846 | 49.324 | 46.004 | 51.518 | 196.0 | 22:15.183 |
| 29 | 1 | 2:31.086 | 50.574 | 47.165 | 53.347 | 195.7 | 1:15:40.334 | 10 | 1 | 2:28.306 | 50.586 | 46.302 | 51.418 | 197.4 | 24:43.489 |
| 30 | 1 | 2:30.733 | 50.909 | 47.146 | 52.678 | 193.5 | 1:18:11.067 | 11 | 1 | 2:27.076 | 49.580 | 45.956 | 51.540 | 200.7 | 27:10.565 |
| 31 | 1 | 2:31.510 | 50.920 | 47.377 | 53.213 | 196.0 | 1:20:42.577 | 12 | 1 | 2:26.328 | 49.186 | 45.935 | 51.207 | 198.2 | 29:36.893 |
| 32 | 1 | 2:30.752 | 50.573 | 47.634 | 52.545 | 193.5 | 1:23:13.329 | 13 | 1 | 2:26.449 | 48.967 | 45.974 | 51.508 | 198.5 | 32:03.342 |
| 33 | 1 | 2:30.766 | 50.334 | 47.171 | 53.261 | 194.2 | 1:25:44.095 | 14 | 1 | 2:27.669 | 49.921 | 46.231 | 51.517 | 197.4 | 34:31.011 |
| 34 | 1 | 2:31.301 | 50.631 | 46.842 | 53.828 | 193.9 | 1:28:15.396 | 15 | 1 | 2:30.377 | 49.467 | 47.606 | 53.304 | 197.8 | 37:01.388 |
| 35 | 1 | 2:31.254 | 51.132 | 47.167 | 52.955 | 193.9 | 1:30:46.650 | 16 | 1 | 2:28.076 | 49.436 | 47.393 | 51.247 | 197.1 | 39:29.464 |
| 36 | 1 | 2:29.875 | 50.798 | 46.616 | 52.461 | 194.2 | 1:33:16.525 | 17 | 1 | 2:27.799 | 49.860 | 46.380 | 51.559 | 200.0 | 41:57.263 |
| 44 Porsche 911 2.0L 1. Pascal DUHAMEL GTL | | | | | | | | 18 | 1 | 2:27.756 | 49.310 | 46.648 | 51.798 | 198.2 | 44:25.019 |
| 1 | 1 | 2:48.484 | 1:04.127 | 49.737 | 54.620 | | 2:48.484 | 19 | 1 | 2:27.644 | 49.839 | 46.677 | 51.128 | 198.2 | 46:52.663 |
| 2 | 1 | 2:39.610 | 53.340 | 50.261 | 56.009 | 180.0 | 5:28.094 | 20 | 1 | 4:57.790 | 49.693 | 46.820 | 3:21.277 | 194.9 | 51:50.453 |
| 3 | 1 | 2:38.114 | 53.283 | 49.913 | 54.918 | 189.5 | 8:06.208 | 21 | 1 | 2:44.801 | 1:04.561 | 48.511 | 51.729 | 121.6 | 54:35.254 |
| 4 | 1 | 2:39.311 | 54.108 | 50.050 | 55.153 | 189.8 | 10:45.519 | 22 | 1 | 2:29.022 | 49.980 | 47.845 | 51.197 | 195.7 | 57:04.276 |
| 5 | 1 | 2:36.938 | 52.411 | 49.733 | 54.794 | 188.5 | 13:22.457 | 23 | 1 | 2:28.404 | 49.723 | 46.632 | 52.049 | 196.0 | 59:32.680 |
| 6 | 1 | 2:36.175 | 52.133 | 49.317 | 54.725 | 189.5 | 15:58.632 | 24 | 1 | 2:28.135 | 49.810 | 46.751 | 51.574 | 198.2 | 1:02:00.815 |
| 7 | 1 | 2:37.757 | 52.842 | 49.239 | 55.676 | 189.5 | 18:36.389 | 25 | 1 | 2:26.928 | 49.412 | 45.966 | 51.550 | 197.8 | 1:04:27.743 |
| 8 | 1 | 2:36.898 | 52.070 | 49.775 | 55.053 | 186.5 | 21:13.287 | 26 | 1 | 2:27.340 | 49.896 | 46.364 | 51.080 | 197.1 | 1:06:55.083 |
| 9 | 1 | 2:38.002 | 52.153 | 49.726 | 56.123 | 189.1 | 23:51.289 | 27 | 1 | 2:26.473 | 49.405 | 45.849 | 51.219 | 197.1 | 1:09:21.556 |
| 10 | 1 | 2:38.489 | 52.985 | 49.971 | 55.533 | 188.2 | 26:29.778 | 28 | 1 | 2:26.590 | 49.350 | 45.865 | 51.375 | 197.1 | 1:11:48.146 |
| 11 | 1 | 2:39.228 | 53.442 | 50.379 | 55.407 | 190.5 | 29:09.006 | 29 | 1 | 2:26.128 | 49.487 | 45.695 | 50.946 | 197.1 | 1:14:14.274 |
| 12 | 1 | 2:38.753 | 53.459 | 50.132 | 55.162 | 189.1 | 31:47.759 | 30 | 1 | 2:25.663 | 49.269 | 45.475 | 50.919 | 197.4 | 1:16:39.937 |
| 13 | 1 | 2:37.743 | 51.893 | 49.175 | 56.675 | 189.8 | 34:25.502 | 31 | 1 | 2:26.707 | 49.935 | 45.502 | 51.270 | 198.2 | 1:19:06.644 |
| 14 | 1 | 2:38.036 | 52.410 | 49.394 | 56.232 | 189.8 | 37:03.538 | 32 | 1 | 2:26.264 | 49.650 | 45.580 | 51.034 | 198.2 | 1:21:32.908 |
| 15 | 1 | 2:38.158 | 52.093 | 50.191 | 55.874 | 189.1 | 39:41.696 | 33 | 1 | 2:27.163 | 49.121 | 46.859 | 51.183 | 198.5 | 1:24:00.071 |
| 16 | 1 | 2:35.447 | 52.200 | 49.189 | 54.058 | 189.1 | 42:17.143 | 34 | 1 | 2:27.299 | 49.359 | 46.490 | 51.450 | 198.9 | 1:26:27.370 |
| 17 | 1 | 5:00.005 | B 52.998 | 49.944 | 3:17.063 | 188.8 | 47:17.148 | 35 | 1 | 2:26.465 | 49.774 | 45.950 | 50.741 | 196.7 | 1:28:53.835 |
| 18 | 1 | 2:50.136 | 1:04.513 | 50.302 | 55.321 | 123.1 | 50:07.284 | 36 | 1 | 2:28.282 | 49.911 | 46.243 | 52.128 | 200.7 | 1:31:22.117 |
| 19 | 1 | 2:37.642 | 54.028 | 48.975 | 54.639 | 188.5 | 52:44.926 | 37 | 1 | 2:36.078 | 53.840 | 47.222 | 55.016 | 161.4 | 1:33:58.195 |
| 20 | 1 | 2:47.448 | 52.546 | 49.168 | 1:05.734 | 189.1 | 55:32.374 | 63 Porsche 911 2.0L 1. Bruno FRANDEBOEUF 2. Jean-Marc BACHELIER GTL | | | | | | | |
| 21 | 1 | 2:37.537 | 52.332 | 49.460 | 55.745 | 187.5 | 58:09.911 | 1 | 1 | 2:51.429 | 1:05.690 | 50.253 | 55.486 | | 2:51.429 |
| 22 | 1 | 2:36.765 | 52.734 | 49.304 | 54.727 | 189.5 | 1:00:46.676 | 2 | 1 | 2:39.141 | 54.596 | 49.763 | 54.782 | 190.8 | 5:30.570 |
| 23 | 1 | 2:36.321 | 52.242 | 49.325 | 54.754 | 188.8 | 1:03:22.997 | 3 | 1 | 2:36.360 | 52.608 | 49.054 | 54.698 | 191.8 | 8:06.930 |
| 24 | 1 | 2:37.194 | 51.934 | 50.899 | 54.361 | 189.1 | 1:06:00.191 | 4 | 1 | 2:38.762 | 53.602 | 50.311 | 54.849 | 189.8 | 10:45.692 |
| 25 | 1 | 2:36.496 | 51.772 | 49.021 | 55.703 | 188.8 | 1:08:36.687 | 5 | 1 | 2:37.572 | 52.874 | 49.649 | 55.049 | 182.4 | 13:23.264 |
| 26 | 1 | 2:36.013 | 52.414 | 49.292 | 54.307 | 189.1 | 1:11:12.700 | 6 | 1 | 2:36.494 | 52.221 | 49.699 | 54.574 | 189.8 | 15:59.758 |
| 27 | 1 | 2:35.551 | 52.093 | 49.235 | 54.223 | 189.1 | 1:13:48.251 | 7 | 1 | 2:36.364 | 52.202 | 49.218 | 54.944 | 190.8 | 18:36.122 |
| 28 | 1 | 2:39.334 | 51.670 | 50.372 | 57.292 | 189.5 | 1:16:27.585 | 8 | 1 | 2:34.879 | 51.762 | 48.821 | 54.296 | 189.1 | 21:11.001 |
| 29 | 1 | 2:36.234 | 52.876 | 49.155 | 54.203 | 189.1 | 1:19:03.819 | 9 | 1 | 2:35.051 | 51.645 | 48.590 | 54.816 | 191.5 | 23:46.052 |
| 30 | 1 | 2:35.419 | 52.028 | 48.903 | 54.488 | 189.1 | 1:21:39.238 | 10 | 1 | 2:36.849 | 52.248 | 49.675 | 54.926 | 190.5 | 26:22.901 |
| 31 | 1 | 2:35.764 | 52.707 | 48.897 | 54.160 | 189.5 | 1:24:15.002 | 11 | 1 | 2:36.488 | 51.994 | 49.781 | 54.713 | 190.8 | 28:59.389 |
| 32 | 1 | 2:36.923 | 51.826 | 49.583 | 55.514 | 188.8 | 1:26:51.925 | 12 | 1 | 2:36.648 | 52.783 | 49.689 | 54.176 | 189.5 | 31:36.037 |
| 33 | 1 | 2:37.814 | 52.303 | 48.891 | 56.620 | 189.1 | 1:29:29.739 | 13 | 1 | 2:35.750 | 51.628 | 49.120 | 55.002 | 190.1 | 34:11.787 |
| 34 | 1 | 2:33.885 | 51.961 | 48.155 | 53.769 | 188.5 | 1:32:03.624 | 14 | 1 | 2:35.645 | 52.509 | 49.315 | 53.821 | 191.5 | 36:47.432 |
| 55 Porsche 911 2.0L 1. Philippe de CRAENE GTL | | | | | | | | 15 | 1 | 2:34.800 | 51.752 | 49.115 | 53.933 | 186.5 | 39:22.232 |
| 1 | 1 | 2:33.960 | 56.701 | 45.963 | 51.296 | | 2:33.960 | 16 | 1 | 2:35.703 | 51.684 | 49.056 | 54.963 | 192.9 | 41:57.935 |
| 2 | 1 | 2:27.652 | 49.456 | 47.108 | 51.088 | 195.7 | 5:01.612 | 17 | 1 | 2:35.860 | 52.448 | 49.270 | 54.142 | 189.1 | 44:33.795 |
| 3 | 1 | 2:27.601 | 49.323 | 46.753 | 51.525 | 195.7 | 7:29.213 | 18 | 1 | 4:55.346 | B 52.190 | 50.412 | 3:12.744 | 181.8 | 49:29.141 |
| 4 | 1 | 2:27.679 | 49.298 | 46.468 | 51.913 | 196.7 | 9:56.892 | 19 | 2 | 2:42.292 | 1:01.067 | 48.170 | 53.055 | 124.6 | 52:11.433 |
| 5 | 1 | 2:26.311 | 49.279 | 46.126 | 50.906 | 198.2 | 12:23.203 | 20 | 2 | 2:31.395 | 51.082 | 47.678 | 52.635 | 196.4 | 54:42.828 |
| 6 | 1 | 2:28.095 | 49.237 | 46.842 | 52.016 | 196.7 | 14:51.298 | 21 | 2 | 2:31.480 | 51.447 | 47.640 | 52.393 | 198.5 | 57:14.308 |
| 7 | 1 | 2:28.750 | 49.563 | 47.442 | 51.745 | 198.5 | 17:20.048 | 22 | 2 | 2:32.412 | 51.466 | 48.279 | 52.667 | 198.9 | 59:46.720 |
| | | | | | | | | 23 | 2 | 2:32.140 | 50.829 | 48.038 | 53.273 | 197.4 | 1:02:18.860 |
| | | | | | | | | 24 | 2 | 2:32.633 | 51.628 | 47.691 | 53.314 | 189.1 | 1:04:51.493 |
| | | | | | | | | 25 | 2 | 2:32.129 | 51.226 | 48.242 | 52.661 | 196.7 | 1:07:23.622 |





2.0L CUP



2.0L CUP MUGELLO CLASSIC RACE

Sector Analysis

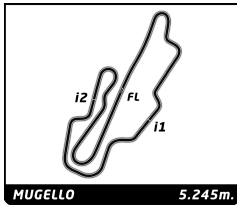
■ Personal Best ■ Session Best B Crossing the finish line in pit lane

| Lap | D | Time | Sector 1 | Sector 2 | Sector 3 | T. Spd | Elapsed | Lap | D | Time | Sector 1 | Sector 2 | Sector 3 | T. Spd | Elapsed |
|-----------|---|-------------------------|---------------|---------------|---------------|--------|-------------|-----------|---|-------------------------|---------------|---------------|---------------|--------|-------------|
| 26 | 2 | 2:31.592 | 51.028 | 47.733 | 52.831 | 198.5 | 1:09:55.214 | 4 | 1 | 2:41.169 | 53.639 | 51.308 | 56.222 | 186.2 | 11:15.993 |
| 64 | | Porsche 911 2.0L | | | | | | 5 | 1 | 2:41.448 | 53.887 | 51.159 | 56.402 | 185.6 | 13:57.441 |
| | | 1. Andrew SMITH | | | | | ELI | 6 | 1 | 2:41.655 | 54.091 | 51.288 | 56.276 | 185.6 | 16:39.096 |
| | | 2. Oliver BRYANT | | | | | | 7 | 1 | 2:41.768 | 53.406 | 51.795 | 56.567 | 186.2 | 19:20.864 |
| 1 | 1 | 2:28.488 | 54.235 | 43.719 | 50.534 | | 2:28.488 | 8 | 1 | 2:43.200 | 54.135 | 52.436 | 56.629 | 188.8 | 22:04.064 |
| 2 | 1 | 2:22.724 | 48.034 | 43.921 | 50.769 | 197.1 | 4:51.212 | 9 | 1 | 2:41.420 | 53.231 | 51.383 | 56.806 | 190.1 | 24:45.484 |
| 3 | 1 | 2:22.949 | 48.180 | 44.184 | 50.585 | 197.4 | 7:14.161 | 10 | 1 | 2:40.988 | 53.181 | 51.553 | 56.254 | 188.8 | 27:26.472 |
| 4 | 1 | 2:22.705 | 48.394 | 43.816 | 50.495 | 197.1 | 9:36.866 | 11 | 1 | 2:41.149 | 53.167 | 51.063 | 56.919 | 187.5 | 30:07.621 |
| 5 | 1 | 2:23.026 | 48.276 | 43.933 | 50.817 | 198.2 | 11:59.892 | 12 | 1 | 2:43.232 | 53.751 | 53.018 | 56.463 | 187.8 | 32:50.853 |
| 6 | 1 | 2:24.020 | 48.423 | 44.483 | 51.114 | 197.8 | 14:23.912 | 13 | 1 | 2:41.827 | 54.333 | 51.158 | 56.336 | 187.5 | 35:32.680 |
| 7 | 1 | 2:23.863 | 48.659 | 44.167 | 51.037 | 198.5 | 16:47.775 | 14 | 1 | 2:44.427 | 54.358 | 52.023 | 58.046 | 187.2 | 38:17.107 |
| 8 | 1 | 2:24.129 | 48.414 | 44.692 | 51.023 | 198.9 | 19:11.904 | 15 | 1 | 2:43.021 | 54.353 | 51.938 | 56.730 | 187.8 | 41:00.128 |
| 9 | 1 | 2:23.194 | 48.253 | 44.088 | 50.853 | 198.5 | 21:35.098 | 16 | 1 | 5:08.347 B | 54.385 | 52.735 | 3:21.227 | 189.5 | 46:08.475 |
| 10 | 1 | 2:23.082 | 48.432 | 44.096 | 50.554 | 200.0 | 23:58.180 | 17 | 1 | 2:53.508 | 1:04.657 | 51.463 | 57.388 | 117.6 | 49:01.983 |
| 11 | 1 | 2:23.280 | 48.221 | 44.338 | 50.721 | 199.6 | 26:21.460 | 18 | 1 | 2:42.920 | 53.904 | 52.292 | 56.724 | 185.2 | 51:44.903 |
| 12 | 1 | 2:22.997 | 48.252 | 44.106 | 50.639 | 198.5 | 28:44.457 | 19 | 1 | 2:43.190 | 54.917 | 51.466 | 56.807 | 186.2 | 54:28.093 |
| 13 | 1 | 2:23.407 | 48.343 | 44.499 | 50.565 | 198.5 | 31:07.864 | 20 | 1 | 2:43.049 | 54.532 | 51.992 | 56.525 | 185.6 | 57:11.142 |
| 14 | 1 | 2:23.218 | 48.238 | 44.252 | 50.728 | 199.6 | 33:31.082 | 21 | 1 | 2:42.964 | 53.723 | 51.942 | 57.299 | 184.6 | 59:54.106 |
| 15 | 1 | 2:23.101 | 48.242 | 44.171 | 50.688 | 199.3 | 35:54.183 | 22 | 1 | 2:42.129 | 53.681 | 51.177 | 57.271 | 186.5 | 1:02:36.235 |
| 16 | 1 | 2:22.698 | 48.474 | 43.830 | 50.394 | 200.7 | 38:16.881 | 23 | 1 | 2:42.367 | 54.197 | 51.567 | 56.603 | 184.9 | 1:05:18.602 |
| 17 | 1 | 2:23.982 | 48.065 | 45.128 | 50.789 | 202.2 | 40:40.863 | 24 | 1 | 2:46.442 | 54.808 | 53.171 | 58.463 | 183.4 | 1:08:05.044 |
| 18 | 1 | 2:23.051 | 48.263 | 44.007 | 50.781 | 200.7 | 43:03.914 | 25 | 1 | 2:45.061 | 55.403 | 51.838 | 57.820 | 186.2 | 1:10:50.105 |
| 19 | 1 | 2:23.400 | 48.200 | 44.606 | 50.594 | 201.5 | 45:27.314 | 26 | 1 | 2:43.375 | 54.789 | 51.469 | 57.117 | 187.5 | 1:13:33.480 |
| 20 | 1 | 2:22.887 | 48.224 | 44.034 | 50.629 | 201.9 | 47:50.201 | 27 | 1 | 2:42.451 | 54.235 | 50.856 | 57.360 | 185.6 | 1:16:15.931 |
| 21 | 1 | 5:20.314 B | 48.258 | 44.354 | 3:47.702 | 200.0 | 53:10.515 | 28 | 1 | 2:41.697 | 54.055 | 50.360 | 57.282 | 186.9 | 1:18:57.628 |
| 22 | 2 | 2:35.618 | 1:01.001 | 44.100 | 50.517 | 124.3 | 55:46.133 | 29 | 1 | 2:40.285 | 54.126 | 50.056 | 56.103 | 185.6 | 1:21:37.913 |
| 23 | 2 | 2:23.286 | 47.768 | 44.347 | 51.171 | 200.4 | 58:09.419 | 30 | 1 | 2:39.847 | 53.076 | 50.745 | 56.026 | 188.2 | 1:24:17.760 |
| 24 | 2 | 2:23.285 | 47.738 | 44.868 | 50.679 | 200.7 | 1:00:32.704 | 31 | 1 | 2:40.072 | 53.262 | 50.784 | 56.626 | 188.2 | 1:26:57.832 |
| 25 | 2 | 2:24.385 | 48.069 | 45.618 | 50.698 | 201.5 | 1:02:57.089 | 32 | 1 | 2:42.285 | 54.510 | 51.155 | 56.620 | 186.9 | 1:29:40.117 |
| 26 | 2 | 2:23.006 | 47.915 | 44.649 | 50.442 | 200.0 | 1:05:20.095 | 33 | 1 | 2:39.843 | 53.183 | 50.354 | 56.306 | 188.2 | 1:32:19.960 |
| 27 | 2 | 2:24.012 | 48.563 | 44.827 | 50.622 | 201.9 | 1:07:44.107 | 84 | | Porsche 911 2.0L | | | | | |
| 28 | 2 | 2:23.200 | 47.901 | 44.022 | 51.277 | 201.1 | 1:10:07.307 | | | 1. Steve JONES | | | | | GTL |
| 29 | 2 | 2:22.744 | 48.131 | 44.109 | 50.504 | 200.4 | 1:12:30.051 | 1 | 1 | 2:44.118 | 1:01.659 | 49.155 | 53.304 | | 2:44.118 |
| 30 | 2 | 2:22.497 | 47.997 | 43.850 | 50.650 | 200.4 | 1:14:52.548 | 2 | 1 | 2:35.151 | 52.513 | 48.742 | 53.896 | 194.9 | 5:19.269 |
| 31 | 2 | 2:22.496 | 48.119 | 43.809 | 50.568 | 200.0 | 1:17:15.044 | 3 | 1 | 2:30.250 | 50.440 | 47.030 | 52.780 | 196.0 | 7:49.519 |
| 32 | 2 | 2:22.475 | 47.887 | 44.028 | 50.560 | 200.7 | 1:19:37.519 | 4 | 1 | 2:32.260 | 51.620 | 47.508 | 53.132 | 196.4 | 10:21.779 |
| 33 | 2 | 2:23.324 | 47.788 | 44.384 | 51.152 | 200.4 | 1:22:00.843 | 5 | 1 | 2:32.285 | 51.268 | 48.182 | 52.835 | 195.3 | 12:54.064 |
| 34 | 2 | 2:22.260 | 47.973 | 44.038 | 50.249 | 201.1 | 1:24:23.103 | 6 | 1 | 2:31.135 | 50.709 | 47.342 | 53.084 | 197.1 | 15:25.199 |
| 35 | 2 | 2:23.063 | 47.908 | 44.631 | 50.524 | 201.9 | 1:26:46.166 | 7 | 1 | 2:33.585 | 51.251 | 47.375 | 54.959 | 195.3 | 17:58.784 |
| 36 | 2 | 2:21.848 | 47.723 | 43.831 | 50.294 | 201.1 | 1:29:08.014 | 8 | 1 | 2:31.354 | 50.815 | 47.109 | 53.430 | 196.7 | 20:30.138 |
| 37 | 2 | 2:22.264 | 47.846 | 43.958 | 50.460 | 201.9 | 1:31:30.278 | 9 | 1 | 2:30.509 | 50.871 | 46.848 | 52.790 | 196.0 | 23:00.647 |
| 77 | | Porsche 911 2.0L | | | | | | 10 | 1 | 2:31.456 | 51.074 | 47.104 | 53.278 | 197.1 | 25:32.103 |
| | | 1. Mark SUMPTER | | | | | ELI | 11 | 1 | 2:34.128 | 51.343 | 47.726 | 55.059 | 195.7 | 28:06.231 |
| | | 2. Andrew JORDAN | | | | | | 12 | 1 | 2:31.445 | 50.991 | 47.276 | 53.178 | 194.9 | 30:37.676 |
| 1 | 1 | 2:50.858 | 1:15.499 | 44.994 | 50.365 | | 2:50.858 | 13 | 1 | 2:31.496 | 51.084 | 47.079 | 53.333 | 194.9 | 33:09.172 |
| 2 | 1 | 2:24.910 | 48.950 | 45.048 | 50.912 | 204.9 | 5:15.768 | 14 | 1 | 2:30.210 | 50.773 | 46.722 | 52.715 | 196.0 | 35:39.382 |
| 3 | 1 | 2:25.388 | 49.168 | 45.777 | 50.443 | 197.8 | 7:41.156 | 15 | 1 | 2:32.716 | 51.108 | 47.499 | 54.109 | 196.4 | 38:12.098 |
| 4 | 1 | 2:23.848 | 48.077 | 45.307 | 50.464 | 203.8 | 10:05.004 | 16 | 1 | 2:32.306 | 50.991 | 48.256 | 53.059 | 193.2 | 40:44.404 |
| 5 | 1 | 2:23.879 | 48.219 | 44.625 | 51.035 | 201.5 | 12:28.883 | 17 | 1 | 2:33.728 | 51.616 | 48.152 | 53.960 | 196.4 | 43:18.132 |
| 6 | 1 | 2:24.633 | 48.725 | 44.981 | 50.927 | 194.6 | 14:53.516 | 18 | 1 | 2:31.183 | 50.988 | 46.999 | 53.196 | 194.9 | 45:49.315 |
| 7 | 1 | 2:27.685 | 48.643 | 45.598 | 53.444 | 197.4 | 17:21.201 | 19 | 1 | 2:34.297 | 51.670 | 49.416 | 53.211 | 197.1 | 48:23.612 |
| 82 | | Porsche 911 2.0L | | | | | | 20 | 1 | 5:01.368 B | 51.107 | 47.466 | 3:22.795 | 196.0 | 53:24.980 |
| | | 1. Uwe KOLB | | | | | GTL | 21 | 1 | 2:42.553 | 1:01.422 | 47.764 | 53.367 | 124.7 | 56:07.533 |
| 1 | 1 | 3:11.740 | 1:21.719 | 52.262 | 57.759 | | 3:11.740 | 22 | 1 | 2:30.723 | 50.580 | 47.162 | 52.981 | 198.2 | 58:38.256 |
| 2 | 1 | 2:41.194 | 53.831 | 51.224 | 56.139 | 182.7 | 5:52.934 | 23 | 1 | 2:30.685 | 50.501 | 47.295 | 52.889 | 198.2 | 1:01:08.941 |
| 3 | 1 | 2:41.890 | 53.695 | 50.944 | 57.251 | 185.6 | 8:34.824 | 24 | 1 | 2:33.582 | 52.831 | 46.965 | 53.786 | 190.1 | 1:03:42.523 |
| | | | | | | | | 25 | 1 | 2:31.874 | 51.321 | 47.401 | 53.152 | 193.2 | 1:06:14.397 |





2.0L CUP



2.0L CUP MUGELLO CLASSIC RACE

Sector Analysis

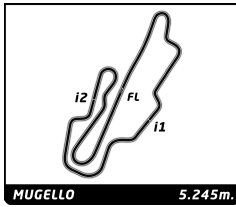
Personal Best Session Best B Crossing the finish line in pit lane

| Lap | D | Time | Sector 1 | Sector 2 | Sector 3 | T. Spd | Elapsed | Lap | D | Time | Sector 1 | Sector 2 | Sector 3 | T. Spd | Elapsed |
|---|---|------------|----------|----------|----------|--------|-------------|--|---|------------|----------|----------|----------|--------|-------------|
| 26 | 1 | 2:32.938 | 52.318 | 47.368 | 53.252 | 188.5 | 1:08:47.335 | 5 | 2 | 2:27.809 | 49.827 | 45.853 | 52.129 | 204.5 | 12:39.892 |
| 27 | 1 | 2:31.260 | 51.730 | 46.751 | 52.779 | 192.9 | 1:11:18.595 | 6 | 2 | 2:25.481 | 48.793 | 45.778 | 50.910 | 203.0 | 15:05.373 |
| 28 | 1 | 2:31.967 | 50.916 | 47.279 | 53.772 | 196.7 | 1:13:50.562 | 7 | 2 | 2:27.074 | 49.151 | 46.455 | 51.468 | 203.0 | 17:32.447 |
| 29 | 1 | 2:34.044 | 51.811 | 48.236 | 53.997 | 190.8 | 1:16:24.606 | 8 | 2 | 2:26.012 | 49.307 | 45.779 | 50.926 | 203.4 | 19:58.459 |
| 30 | 1 | 2:32.881 | 51.347 | 48.316 | 53.218 | 193.2 | 1:18:57.487 | 9 | 2 | 2:26.691 | 49.604 | 45.819 | 51.268 | 203.8 | 22:25.150 |
| 31 | 1 | 2:31.984 | 51.324 | 46.893 | 53.767 | 195.7 | 1:21:29.471 | 10 | 2 | 2:26.140 | 49.247 | 45.553 | 51.340 | 203.8 | 24:51.290 |
| 32 | 1 | 2:33.611 | 51.471 | 48.354 | 53.786 | 194.2 | 1:24:03.082 | 11 | 2 | 2:25.960 | 49.491 | 45.457 | 51.012 | 203.8 | 27:17.250 |
| 33 | 1 | 2:31.702 | 51.321 | 47.400 | 52.981 | 193.9 | 1:26:34.784 | 12 | 2 | 2:26.013 | 49.365 | 45.388 | 51.260 | 203.4 | 29:43.263 |
| 34 | 1 | 2:31.491 | 50.965 | 46.803 | 53.723 | 193.9 | 1:29:06.275 | 13 | 2 | 2:27.142 | 49.987 | 45.834 | 51.321 | 203.4 | 32:10.405 |
| 35 | 1 | 2:32.941 | 52.134 | 47.224 | 53.583 | 193.9 | 1:31:39.216 | 14 | 2 | 2:25.317 | 48.971 | 45.130 | 51.216 | 203.0 | 34:35.722 |
| 116 Porsche 911 2.0L 1. Bonamy GRIMES 2. Johnny MOWLEM GTL-EI | | | | | | | | 15 2 2:26.376 49.145 45.211 52.020 203.8 37:02.098 | | | | | | | |
| 1 | 1 | 2:31.822 | 55.649 | 45.351 | 50.822 | | 2:31.822 | 16 | 2 | 2:26.645 | 49.167 | 46.640 | 50.838 | 203.8 | 39:28.743 |
| 2 | 1 | 2:24.690 | 49.047 | 45.055 | 50.588 | 200.4 | 4:56.512 | 17 | 2 | 2:25.473 | 48.718 | 45.607 | 51.148 | 203.8 | 41:54.216 |
| 3 | 1 | 2:25.372 | 48.573 | 45.203 | 51.596 | 201.1 | 7:21.884 | 18 | 2 | 2:25.253 | 49.409 | 45.258 | 50.586 | 203.4 | 44:19.469 |
| 4 | 1 | 2:25.631 | 48.723 | 46.073 | 50.835 | 194.9 | 9:47.515 | 19 | 2 | 2:25.295 | 48.838 | 45.498 | 50.959 | 204.2 | 46:44.764 |
| 5 | 1 | 2:26.950 | 50.123 | 45.724 | 51.103 | 200.4 | 12:14.465 | 20 | 2 | 2:24.968 | 48.849 | 45.393 | 50.726 | 203.4 | 49:09.732 |
| 6 | 1 | 2:25.935 | 49.082 | 45.246 | 51.607 | 201.5 | 14:40.400 | 21 | 2 | 5:47.111 B | 48.935 | 45.523 | 4:12.653 | 204.5 | 54:56.843 |
| 7 | 1 | 2:35.714 | 49.112 | 54.950 | 51.652 | 201.5 | 17:16.114 | 22 | 1 | 2:47.113 | 1:04.453 | 49.361 | 53.299 | 111.0 | 57:43.956 |
| 8 | 1 | 2:26.865 | 49.031 | 46.135 | 51.699 | 202.6 | 19:42.979 | 23 | 1 | 2:33.650 | 51.033 | 48.266 | 54.351 | 191.2 | 1:00:17.606 |
| 9 | 1 | 2:26.464 | 49.083 | 46.134 | 51.247 | 202.6 | 22:09.443 | 24 | 1 | 2:32.994 | 50.952 | 48.638 | 53.404 | 192.2 | 1:02:50.600 |
| 10 | 1 | 2:25.910 | 49.320 | 45.686 | 50.904 | 202.6 | 24:35.353 | 25 | 1 | 2:32.680 | 50.982 | 48.994 | 52.704 | 190.1 | 1:05:23.280 |
| 11 | 1 | 2:26.680 | 49.542 | 45.698 | 51.440 | 202.2 | 27:02.033 | 26 | 1 | 2:33.415 | 51.114 | 48.911 | 53.390 | 193.5 | 1:07:56.695 |
| 12 | 1 | 2:27.549 | 49.231 | 47.342 | 50.976 | 203.0 | 29:29.582 | 27 | 1 | 2:34.315 | 50.879 | 50.019 | 53.417 | 192.2 | 1:10:31.010 |
| 13 | 1 | 2:25.587 | 49.048 | 45.362 | 51.177 | 203.0 | 31:55.169 | 28 | 1 | 2:30.873 | 50.580 | 47.861 | 52.432 | 194.9 | 1:13:01.883 |
| 14 | 1 | 2:26.277 | 50.125 | 45.056 | 51.096 | 201.1 | 34:21.446 | 29 | 1 | 2:34.307 | 50.648 | 48.518 | 55.141 | 194.6 | 1:15:36.190 |
| 15 | 1 | 2:25.601 | 49.424 | 45.173 | 51.004 | 202.2 | 36:47.047 | 30 | 1 | 2:34.542 | 51.434 | 49.183 | 53.925 | 189.5 | 1:18:10.732 |
| 16 | 1 | 2:26.885 | 49.109 | 46.651 | 51.125 | 203.0 | 39:13.932 | 31 | 1 | 2:33.492 | 52.316 | 47.924 | 53.252 | 185.6 | 1:20:44.224 |
| 17 | 1 | 2:25.043 | 48.613 | 45.026 | 51.404 | 203.0 | 41:38.975 | 32 | 1 | 2:30.297 | 50.881 | 47.463 | 51.953 | 191.5 | 1:23:14.521 |
| 18 | 1 | 2:25.849 | 49.158 | 45.215 | 51.476 | 203.8 | 44:04.824 | 33 | 1 | 2:29.791 | 49.952 | 47.018 | 52.821 | 198.5 | 1:25:44.312 |
| 19 | 1 | 5:05.114 B | 49.182 | 45.254 | 3:30.678 | 201.9 | 49:09.938 | 34 | 1 | 2:30.177 | 50.804 | 46.646 | 52.727 | 193.9 | 1:28:14.489 |
| 20 | 2 | 2:31.817 | 57.484 | 44.340 | 49.993 | 133.7 | 51:41.755 | 35 | 1 | 2:29.390 | 50.307 | 46.902 | 52.181 | 186.5 | 1:30:43.879 |
| 21 | 2 | 2:22.159 | 47.930 | 44.269 | 49.960 | 203.8 | 54:03.914 | 36 | 1 | 2:30.391 | 50.825 | 47.573 | 51.993 | 190.1 | 1:33:14.270 |
| 22 | 2 | 2:21.914 | 47.826 | 44.470 | 49.618 | 204.9 | 56:25.828 | 411 Porsche 911 2.0L 1. Lukas BUCHER 2. David VERZIJLBERGEN GTL-EI | | | | | | | |
| 23 | 2 | 2:22.076 | 47.955 | 44.222 | 49.899 | 206.1 | 58:47.904 | 1 | 1 | 2:44.183 | 1:02.390 | 48.976 | 52.817 | | 2:44.183 |
| 24 | 2 | 2:22.268 | 47.940 | 44.461 | 49.867 | 205.3 | 1:01:10.172 | 2 | 1 | 2:29.880 | 49.816 | 48.116 | 51.948 | 199.6 | 5:14.063 |
| 25 | 2 | 2:23.321 | 49.398 | 44.389 | 49.534 | 207.7 | 1:03:33.493 | 3 | 1 | 2:34.195 | 52.223 | 47.608 | 54.364 | 197.4 | 7:48.258 |
| 26 | 2 | 2:22.374 | 47.583 | 44.616 | 50.175 | 206.9 | 1:05:55.867 | 4 | 1 | 2:29.649 | 50.449 | 46.670 | 52.530 | 195.7 | 10:17.907 |
| 27 | 2 | 2:22.628 | 47.701 | 44.370 | 50.557 | 205.7 | 1:08:18.495 | 5 | 1 | 2:28.746 | 49.737 | 46.605 | 52.404 | 200.4 | 12:46.653 |
| 28 | 2 | 2:21.917 | 47.642 | 44.572 | 49.703 | 205.7 | 1:10:40.412 | 6 | 1 | 2:28.855 | 50.190 | 46.749 | 51.916 | 201.5 | 15:15.508 |
| 29 | 2 | 2:24.549 | 48.598 | 45.781 | 50.170 | 205.7 | 1:13:04.961 | 7 | 1 | 2:29.688 | 49.848 | 47.626 | 52.214 | 201.1 | 17:45.196 |
| 30 | 2 | 2:22.746 | 47.823 | 44.467 | 50.456 | 206.1 | 1:15:27.707 | 8 | 1 | 2:28.139 | 49.416 | 46.486 | 52.237 | 201.5 | 20:13.335 |
| 31 | 2 | 2:22.191 | 48.435 | 44.105 | 49.651 | 205.3 | 1:17:49.898 | 9 | 1 | 2:27.782 | 49.351 | 46.281 | 52.150 | 200.4 | 22:41.117 |
| 32 | 2 | 2:21.595 | 47.550 | 44.510 | 49.535 | 204.9 | 1:20:11.493 | 10 | 1 | 2:28.109 | 49.499 | 46.556 | 52.054 | 201.5 | 25:09.226 |
| 33 | 2 | 2:21.195 | 47.666 | 44.185 | 49.344 | 204.9 | 1:22:32.688 | 11 | 1 | 2:28.046 | 49.563 | 46.401 | 52.082 | 201.5 | 27:37.272 |
| 34 | 2 | 2:22.502 | 48.397 | 44.395 | 49.710 | 205.3 | 1:24:55.190 | 12 | 1 | 2:28.603 | 49.292 | 46.807 | 52.504 | 201.1 | 30:05.875 |
| 35 | 2 | 2:21.979 | 47.914 | 44.486 | 49.579 | 205.3 | 1:27:17.169 | 13 | 1 | 2:28.370 | 49.515 | 46.860 | 51.995 | 201.5 | 32:34.245 |
| 36 | 2 | 2:22.794 | 47.769 | 45.053 | 49.972 | 206.5 | 1:29:39.963 | 14 | 1 | 2:27.746 | 49.425 | 46.415 | 51.906 | 201.9 | 35:01.991 |
| 37 | 2 | 2:21.892 | 47.686 | 44.343 | 49.863 | 205.3 | 1:32:01.855 | 15 | 1 | 2:27.173 | 49.152 | 46.377 | 51.644 | 201.5 | 37:29.164 |
| 123 Porsche 911 2.0L 1. Charles RUPP 2. François JAKUBOWSKI GTL | | | | | | | | 16 | 1 | 2:27.774 | 49.318 | 46.672 | 51.784 | 201.5 | 39:56.938 |
| 1 | 2 | 2:44.478 | 1:03.418 | 49.093 | 51.967 | | 2:44.478 | 17 | 1 | 2:27.974 | 48.931 | 46.001 | 53.042 | 201.1 | 42:24.912 |
| 2 | 2 | 2:30.299 | 51.506 | 46.785 | 52.008 | 204.2 | 5:14.777 | 18 | 1 | 2:29.427 | 49.993 | 47.228 | 52.206 | 200.7 | 44:54.339 |
| 3 | 2 | 2:30.079 | 50.784 | 47.892 | 51.403 | 204.5 | 7:44.856 | 19 | 1 | 2:28.818 | 50.060 | 46.575 | 52.183 | 201.1 | 47:23.157 |
| 4 | 2 | 2:27.227 | 49.875 | 45.916 | 51.436 | 203.8 | 10:12.083 | 20 | 1 | 2:28.032 | 49.414 | 46.466 | 52.152 | 201.5 | 49:51.189 |
| | | | | | | | | 21 | 1 | 5:13.216 B | 49.496 | 46.599 | 3:37.121 | 201.5 | 55:04.405 |
| | | | | | | | | 22 | 2 | 2:35.583 | 58.109 | 46.294 | 51.180 | 130.8 | 57:39.988 |
| | | | | | | | | 23 | 2 | 2:25.077 | 49.160 | 45.032 | 50.885 | 201.1 | 1:00:05.065 |





2.0L CUP



2.0L CUP MUGELLO CLASSIC RACE

Sector Analysis

■ Personal Best ■ Session Best B Crossing the finish line in pit lane

| Lap | D | Time | Sector 1 | Sector 2 | Sector 3 | T. Spd | Elapsed | Lap | D | Time | Sector 1 | Sector 2 | Sector 3 | T. Spd | Elapsed |
|-----|---|----------|----------|----------|----------|--------|-------------|-----|---|----------|----------|----------|----------|--------|-----------|
| 24 | 2 | 2:25.053 | 48.896 | 45.026 | 51.131 | 201.9 | 1:02:30.118 | 1 | 1 | 2:43.278 | 1:01.174 | 48.568 | 53.536 | | 2:43.278 |
| 25 | 2 | 2:24.273 | 48.810 | 44.859 | 50.604 | 201.5 | 1:04:54.391 | 2 | 1 | 2:32.733 | 51.750 | 47.614 | 53.369 | 187.5 | 5:16.011 |
| 26 | 2 | 2:24.578 | 49.130 | 44.980 | 50.468 | 202.2 | 1:07:18.969 | 3 | 1 | 2:32.617 | 51.363 | 47.991 | 53.263 | 188.5 | 7:48.628 |
| 27 | 2 | 2:23.126 | 48.281 | 44.500 | 50.345 | 201.9 | 1:09:42.095 | 4 | 1 | 2:32.170 | 51.281 | 47.259 | 53.630 | 190.1 | 10:20.798 |
| 28 | 2 | 2:24.900 | 48.869 | 45.532 | 50.499 | 202.2 | 1:12:06.995 | 5 | 1 | 2:32.825 | 51.192 | 47.918 | 53.715 | 186.2 | 12:53.623 |
| 29 | 2 | 2:23.363 | 48.413 | 44.389 | 50.561 | 201.9 | 1:14:30.358 | 6 | 1 | 2:33.083 | 51.731 | 47.870 | 53.482 | 187.5 | 15:26.706 |
| 30 | 2 | 2:23.663 | 48.488 | 44.581 | 50.594 | 201.5 | 1:16:54.021 | 7 | 1 | 2:32.661 | 51.520 | 47.481 | 53.660 | 188.5 | 17:59.367 |
| 31 | 2 | 2:23.428 | 48.427 | 44.524 | 50.477 | 201.1 | 1:19:17.449 | 8 | 1 | 2:31.444 | 51.233 | 47.303 | 52.908 | 190.5 | 20:30.811 |
| 32 | 2 | 2:24.602 | 49.316 | 44.827 | 50.459 | 202.2 | 1:21:42.051 | 9 | 1 | 2:31.452 | 51.098 | 46.974 | 53.380 | 190.1 | 23:02.263 |
| 33 | 2 | 2:24.226 | 48.963 | 44.833 | 50.430 | 200.7 | 1:24:06.277 | 10 | 1 | 2:32.461 | 51.353 | 47.519 | 53.589 | 189.8 | 25:34.724 |
| 34 | 2 | 2:23.324 | 48.379 | 44.562 | 50.383 | 202.2 | 1:26:29.601 | 11 | 1 | 2:32.342 | 51.225 | 47.390 | 53.727 | 189.1 | 28:07.066 |
| 35 | 2 | 2:24.351 | 48.480 | 45.222 | 50.649 | 202.6 | 1:28:53.952 | 12 | 1 | 2:31.664 | 51.184 | 47.258 | 53.222 | 190.5 | 30:38.730 |
| 36 | 2 | 2:23.293 | 48.314 | 44.491 | 50.488 | 201.5 | 1:31:17.245 | 13 | 1 | 2:31.117 | 51.340 | 46.910 | 52.867 | 190.1 | 33:09.847 |
| 37 | 2 | 2:24.677 | 49.287 | 44.939 | 50.451 | 201.9 | 1:33:41.922 | 14 | 1 | 2:30.635 | 51.097 | 46.528 | 53.010 | 190.8 | 35:40.482 |

757 Porsche 911 2.0L
1. Jürgen RUDOLPH
2. Heiko HAMMEL
GTL-ELI

| | | | | | | | |
|----|---|------------|----------|--------|----------|-------|-------------|
| 1 | 2 | 2:31.102 | 55.014 | 45.061 | 51.027 | | 2:31.102 |
| 2 | 2 | 2:24.175 | 48.466 | 44.925 | 50.784 | 203.8 | 4:55.277 |
| 3 | 2 | 2:24.270 | 48.403 | 45.137 | 50.730 | 205.7 | 7:19.547 |
| 4 | 2 | 2:24.767 | 48.393 | 45.257 | 51.117 | 204.9 | 9:44.314 |
| 5 | 2 | 2:25.965 | 48.878 | 46.274 | 50.813 | 204.5 | 12:10.279 |
| 6 | 2 | 2:23.961 | 48.358 | 44.804 | 50.799 | 206.5 | 14:34.240 |
| 7 | 2 | 2:24.422 | 48.279 | 45.255 | 50.888 | 206.5 | 16:58.662 |
| 8 | 2 | 2:24.492 | 48.607 | 44.949 | 50.936 | 206.9 | 19:23.154 |
| 9 | 2 | 2:24.570 | 48.989 | 44.808 | 50.773 | 207.7 | 21:47.724 |
| 10 | 2 | 2:25.347 | 48.714 | 44.984 | 51.649 | 206.9 | 24:13.071 |
| 11 | 2 | 2:25.050 | 48.876 | 45.151 | 51.023 | 205.7 | 26:38.121 |
| 12 | 2 | 2:25.840 | 48.879 | 45.743 | 51.218 | 206.5 | 29:03.961 |
| 13 | 2 | 2:24.900 | 48.642 | 45.338 | 50.920 | 206.1 | 31:28.861 |
| 14 | 2 | 2:24.891 | 48.678 | 45.244 | 50.969 | 206.5 | 33:53.752 |
| 15 | 2 | 2:24.553 | 48.595 | 44.783 | 51.175 | 206.9 | 36:18.305 |
| 16 | 2 | 2:24.299 | 48.663 | 44.857 | 50.779 | 206.9 | 38:42.604 |
| 17 | 2 | 2:24.198 | 48.568 | 44.849 | 50.781 | 207.7 | 41:06.802 |
| 18 | 2 | 3:27.551 B | 48.508 | 46.666 | 1:52.377 | 207.7 | 44:34.353 |
| 19 | 1 | 3:55.343 | 2:15.031 | 48.283 | 52.029 | 127.5 | 48:29.696 |
| 20 | 1 | 2:28.147 | 49.895 | 46.555 | 51.697 | 207.7 | 50:57.843 |
| 21 | 1 | 2:37.297 | 58.754 | 46.478 | 52.065 | 204.9 | 53:35.140 |
| 22 | 1 | 2:27.214 | 49.900 | 46.019 | 51.295 | 205.7 | 56:02.354 |
| 23 | 1 | 2:29.815 | 51.316 | 46.501 | 51.998 | 207.7 | 58:32.169 |
| 24 | 1 | 2:27.468 | 49.575 | 46.301 | 51.592 | 206.5 | 1:00:59.637 |
| 25 | 1 | 2:28.138 | 49.407 | 46.929 | 51.802 | 207.7 | 1:03:27.775 |
| 26 | 1 | 2:28.572 | 50.336 | 46.423 | 51.813 | 207.3 | 1:05:56.347 |
| 27 | 1 | 2:25.869 | 49.025 | 45.419 | 51.425 | 206.9 | 1:08:22.216 |
| 28 | 1 | 2:26.741 | 49.002 | 45.865 | 51.874 | 207.3 | 1:10:48.957 |
| 29 | 1 | 2:26.294 | 49.237 | 45.759 | 51.298 | 205.7 | 1:13:15.251 |
| 30 | 1 | 2:25.757 | 48.867 | 45.396 | 51.494 | 206.5 | 1:15:41.008 |
| 31 | 1 | 2:27.349 | 49.132 | 46.133 | 52.084 | 208.1 | 1:18:08.357 |
| 32 | 1 | 2:28.936 | 49.643 | 47.200 | 52.093 | 206.5 | 1:20:37.293 |
| 33 | 1 | 2:25.359 | 49.032 | 45.323 | 51.004 | 206.5 | 1:23:02.652 |
| 34 | 1 | 2:26.478 | 49.539 | 45.642 | 51.297 | 207.3 | 1:25:29.130 |
| 35 | 1 | 2:26.646 | 49.641 | 45.794 | 51.211 | 207.3 | 1:27:55.776 |
| 36 | 1 | 2:27.004 | 49.454 | 45.877 | 51.673 | 206.1 | 1:30:22.780 |
| 37 | 1 | 2:25.775 | 49.100 | 45.441 | 51.234 | 206.9 | 1:32:48.555 |

919 Porsche 911 2.0L
1. Frank STRICKER
GTL