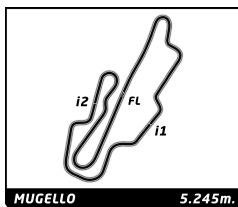




2.0L CUP



2.0L CUP MUGELLO CLASSIC QUALIFYING

Sector Analysis

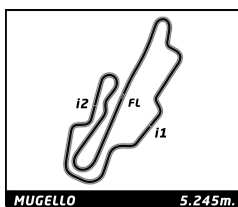
Personal Best Session Best B Crossing the finish line in pit lane

Lap	D	Time	Sector 1	Sector 2	Sector 3	T. Spd	Elapsed	Lap	D	Time	Sector 1	Sector 2	Sector 3	T. Spd	Elapsed
9 Porsche 911 2.0L 1. Matthew HOLME GTL								5	1	2:37.948	52.436	49.984	55.528	196.0	15:15.562
1	1	3:11.076	1:25.721	50.487	54.868	105.6	3:11.076	6	1	3:15.105	B 55.817			185.6	18:30.667
2	1	2:34.517	53.725	47.935	52.857	194.6	5:45.593	7	2	3:36.163	1:08.006	58.139	1:30.018	105.5	22:06.830
3	1	3:26.622	52.958	1:12.107	1:21.557	173.9	9:12.215	8	2	3:26.539	1:26.723	59.184	1:00.632	71.5	25:33.369
4	1	3:08.379	1:27.033	48.210	53.136	77.8	12:20.594	9	2	2:52.419	57.076	55.567	59.776	188.8	28:25.788
5	1	2:30.566	50.042	46.764	53.760	201.1	14:51.160	10	2	3:00.703	58.247	58.533	1:03.923	188.8	31:26.491
6	1	2:30.390	50.133	46.830	53.427	199.6	17:21.550								
7	1	2:33.571	51.197	48.036	54.338	195.3	19:55.121								
8	1	3:29.873	53.763	1:07.787	1:28.323	200.7	23:24.994								
9	1	3:03.103	1:10.993	53.110	59.000	80.5	26:28.097								
10	1	2:53.010	57.344	57.008	58.658	196.4	29:21.107								
13 Porsche 911 2.0L 1. David NOGAREDA ESTIVIL GTL															
1	1	3:46.518	1:47.338	57.842	1:01.338	98.6	3:46.518								
2	1	2:38.511	55.052	49.536	53.923	183.4	6:25.029								
3	1	3:46.789	1:07.644	1:14.784	1:24.361	175.0	10:11.818								
4	1	2:52.778	1:09.109	49.258	54.411	75.1	13:04.596								
5	1	2:31.704	50.965	47.623	53.116	194.9	15:36.300								
6	1	2:32.450	51.050	47.458	53.942	193.9	18:08.750								
7	1	2:37.126	51.893	48.815	56.418	192.2	20:45.876								
8	1	4:35.130	B 1:01.555	1:34.371	1:59.204	129.2	25:21.006								
9	1	3:02.012	1:06.348	54.954	1:00.710	121.5	28:23.018								
10	1	2:55.967	58.834	57.207	59.926	187.5	31:18.985								
15 Porsche 911 2.0L 1. David DANGLARD GTL															
1	1	3:10.950	1:22.917	52.530	55.503	111.5	3:10.950								
2	1	2:40.135	53.614	51.716	54.805	198.2	5:51.085								
3	1	4:33.989	B 53.875	1:10.379	2:29.735	174.5	10:25.074								
4	1	2:46.004	1:02.172	49.596	54.236	126.0	13:11.078								
5	1	2:34.028	51.035	49.490	53.503	198.5	15:45.106								
6	1	2:37.860	54.704	50.425	52.731	198.9	18:22.966								
7	1	2:43.168	50.443	48.718	1:04.007	200.7	21:06.134								
8	1	3:38.206	1:18.968	1:19.096	1:00.142	83.7	24:44.340								
9	1	2:47.258	56.277	53.859	57.122	197.4	27:31.598								
16 Porsche 911 2.0L 1. Damien KOHLER 2. Richard DEPAGNEUX GTL															
1	2	2:56.768	1:11.274	51.039	54.455	104.4	2:56.768								
2	2	2:32.214	51.220	48.009	52.985	190.8	5:28.982								
3	2	3:25.558	50.732	1:02.183	1:32.643	196.4	8:54.540								
4	2	4:32.896	B 1:29.260	53.949	2:09.687	68.9	13:27.436								
5	1	2:39.895	1:00.396	47.616	51.883	128.1	16:07.331								
6	1	2:27.010	49.825	45.959	51.226	198.2	18:34.341								
7	1	5:01.921	B 49.140	51.376	3:21.405	198.9	23:36.262								
8	2	3:04.214	1:11.874	55.540	56.800	98.6	26:40.476								
9	2	2:51.581	56.191	55.651	59.739	194.9	29:32.057								
17 Porsche 911 2.0L 1. Peter GORKE 2. Yves BERGER GTL															
1	1	3:10.387	1:17.649	55.047	57.691	120.0	3:10.387								
2	1	2:48.685	58.241	52.850	57.594	196.4	5:59.072								
3	1	3:32.274	1:00.912	1:10.611	1:20.751	179.1	9:31.346								
4	1	3:06.268	1:17.536	52.683	56.049	83.1	12:37.614								
19 Porsche 911 2.0L 1. Jose Ruben ZANCHETTA 2. James TURNER GTL								5	1	2:37.948	52.436	49.984	55.528	196.0	15:15.562
6	1	3:15.105	B 55.817			185.6	18:30.667								
7	2	3:36.163	1:08.006	58.139	1:30.018	105.5	22:06.830								
8	2	3:26.539	1:26.723	59.184	1:00.632	71.5	25:33.369								
9	2	2:52.419	57.076	55.567	59.776	188.8	28:25.788								
10	2	3:00.703	58.247	58.533	1:03.923	188.8	31:26.491								
21 Porsche 911 2.0L 1. Karsten LE BLANC GTL								5	2	2:28.186	50.258	46.425	51.503	194.6	15:45.809
6	2	4:11.202	B 50.377	46.733	2:34.092	201.9	19:57.011								
7	1	4:02.470	1:13.749	1:22.052	1:26.669	116.4	23:59.481								
8	1	2:53.529	58.337	56.429	58.763	166.9	26:53.010								
9	1	2:55.433	56.794	56.778	1:01.861	191.2	29:48.443								
22 Porsche 911 2.0L 1. Rémi TERRAIL 2. Jürg AEBERHARD GTL								1	2	3:58.271	2:05.043	50.784	1:02.444	106.9	3:58.271
2	2	2:37.908	50.815	49.243	57.850	200.0	6:36.179								
3	2	4:10.904	1:21.901	1:16.183	1:32.820	80.9	10:47.083								
4	2	2:35.229	53.826	47.441	53.962	161.2	13:22.312								
5	2	2:27.935	49.426	46.844	51.665	199.3	15:50.247								
6	2	2:28.390	49.909	47.119	51.362	201.1	18:18.637								
7	2	4:34.692	B 50.136	47.410	2:57.146	200.4	22:53.329								
8	1	3:23.044	1:22.706	57.457	1:02.881	63.3	26:16.373								
9	1	2:55.713	58.467	56.543	1:00.703	188.5	29:12.086								
23 Porsche 911 2.0L 1. Frédéric LEMOS 2. Julien ROLLET GTL								1	2	3:45.727	1:45.148	57.955	1:02.624	99.6	3:45.727
2	2	3:01.213	1:01.138	56.698	1:03.377	164.6	6:46.940								
3	2	4:03.616	1:16.549	1:15.942	1:31.125	93.5	10:50.556								
4	2	2:54.623	1:01.175	53.908	59.540	146.1	13:45.179								
5	2	4:15.010	B 56.556	54.035	2:24.419	179.1	18:00.189								
6	1	3:00.846	1:04.669	47.852	1:08.325	121.3	21:01.035								
7	1	3:40.910	1:23.186	1:18.880	58.844	74.9	24:41.945								
8	1	2:49.514	57.838	53.644	58.032	186.5	27:31.459								
27 Porsche 911 2.0L 1. Stephen EDWARDS 2. Peter DUMBRECK GTL-ELI								1	2	3:00.509	1:17.877	47.879	54.753	122.6	3:00.509





2.0L CUP



2.0L CUP MUGELLO CLASSIC QUALIFYING

Sector Analysis

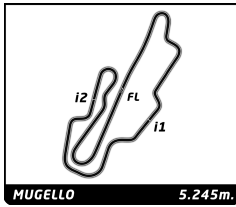
■ Personal Best ■ Session Best B Crossing the finish line in pit lane

Lap	D	Time	Sector 1	Sector 2	Sector 3	T. Spd	Elapsed	Lap	D	Time	Sector 1	Sector 2	Sector 3	T. Spd	Elapsed
2	2	2:33.207	50.792	45.862	56.553	196.7	5:33.716	8	2	2:39.069	54.097	50.486	54.486	194.2	27:07.177
3	2	5:03.312 B	49.892	1:00.947	3:12.473	198.5	10:37.028	9	2	2:40.735	53.900	52.145	54.690	194.2	29:47.912
4	1	3:00.174	1:05.901	54.422	59.851	111.6	13:37.202	42 Porsche 911 2.0L 1. Stephan KOENIG 2. Philipp KOENIG GTL							
5	1	2:43.260	55.349	51.763	56.148	190.8	16:20.462	1	1	3:12.948	1:27.749	49.475	55.724	119.5	3:12.948
6	1	2:42.555	53.850	52.113	56.592	191.2	19:03.017	2	1	2:36.090	52.548	49.530	54.012	191.8	5:49.038
7	1	3:14.076	54.540	58.239	1:21.297	192.9	22:17.093	3	1	3:24.440	52.584	1:10.047	1:21.809	191.5	9:13.478
8	1	3:29.745	1:21.792	1:04.013	1:03.940	84.9	25:46.838	4	1	4:48.107 B	1:26.719	48.486	2:32.902	74.6	14:01.585
9	1	2:58.819	1:00.416	57.301	1:01.102	184.6	28:45.657	5	2	2:44.591	1:02.894	47.702	53.995	124.7	16:46.176
29 Porsche 911 2.0L 1. Christian TRABER 2. Nicolas TRABER GTL								6	2	2:31.178	50.504	47.617	53.057	188.2	19:17.354
1	2	3:51.298	1:55.638	57.182	58.478	106.0	3:51.298	7	2	3:33.594	51.124	1:03.194	1:39.276	190.5	22:50.948
2	2	2:38.905	55.745	49.406	53.754	185.9	6:30.203	8	2	3:31.257	1:20.631	1:00.590	1:10.036	73.5	26:22.205
3	2	3:42.836	1:05.388	1:13.696	1:23.752	152.8	10:13.039	9	2	4:00.216 B	1:00.332	1:02.343	1:57.541	170.9	30:22.421
4	2	2:54.311	1:11.154	49.334	53.823	80.7	13:07.350	44 Porsche 911 2.0L 1. Pascal DUHAMEL GTL							
5	2	2:30.851	50.631	47.692	52.528	200.7	15:38.201	1	1	3:47.153	1:50.396	56.169	1:00.588	105.2	3:47.153
6	2	2:30.429	50.569	46.935	52.925	201.5	18:08.630	2	1	2:49.895	55.805	51.109	1:02.981	172.0	6:37.048
7	2	4:13.933 B	51.564	49.333	2:33.036	200.0	22:22.563	3	1	4:09.065	1:22.113	1:16.031	1:30.921	76.9	10:46.113
8	1	3:15.090	1:24.056	54.242	56.792	73.7	25:37.653	4	1	2:46.327	57.391	52.302	56.634	147.5	13:32.440
9	1	2:43.321	54.702	52.686	55.933	199.6	28:20.974	5	1	2:41.851	54.074	51.806	55.971	187.8	16:14.291
10	1	2:46.421	55.018	53.871	57.532	197.8	31:07.395	6	1	2:43.107	54.300	51.955	56.852	188.2	18:57.398
31 Porsche 911 2.0L 1. Adrian WILLMOTT 2. Mike JORDAN GTL-ELI								7	1	5:05.688 B	53.676	55.368	3:16.644	188.5	24:03.086
1	1	2:50.114	1:12.113	46.520	51.481	114.3	2:50.114	8	1	2:59.165	1:05.817	55.154	58.194	119.9	27:02.251
2	1	2:27.545	50.642	45.667	51.236	197.4	5:17.659	9	1	2:53.090	56.251	57.664	59.175	188.5	29:55.341
3	1	3:29.421	49.934	56.136	1:43.351	199.6	8:47.080	55 Porsche 911 2.0L 1. Philippe de CRAENE GTL							
4	1	3:15.517	1:28.121	56.934	50.462	75.3	12:02.597	1	1	3:27.807	1:39.883	53.220	54.704	114.0	3:27.807
5	1	2:24.968	49.175	44.983	50.810	200.0	14:27.565	2	1	2:35.639	52.089	48.600	54.950	189.1	6:03.446
6	1	2:26.763	49.875	45.733	51.155	200.7	16:54.328	3	1	7:02.411 B	59.467	1:09.343	4:53.601	174.5	13:05.857
7	1	2:58.513 B	49.967			199.3	19:52.841	4	1	2:46.985	1:03.479	50.244	53.262	124.0	15:52.842
8	2	3:59.070	1:11.012	1:18.466	1:29.592	132.2	23:51.911	5	1	2:31.222	50.806	48.124	52.292	193.5	18:24.064
9	2	2:46.298	56.748	52.659	56.891	166.4	26:38.209	6	1	2:43.961	50.134	48.927	1:04.900	197.1	21:08.025
10	2	2:40.680	53.886	51.666	55.128	201.1	29:18.889	7	1	3:36.888	1:18.500	1:19.094	59.294	78.7	24:44.913
11	2	2:46.237	55.007	53.651	57.579	200.4	32:05.126	8	1	2:48.761	58.083	54.300	56.378	174.8	27:33.674
32 Porsche 911 2.0L 1. Marie-Claude FIRMENICH 2. Benjamin MONNAY GTL								63 Porsche 911 2.0L 1. Bruno FRANDEBOEUF 2. Jean-Marc BACHELIER GTL							
1	1	3:51.351	1:54.276	57.309	59.766	99.1	3:51.351	1	1	3:50.087	1:55.011	57.490	57.586	103.9	3:50.087
2	1	2:51.095	57.185	55.331	58.579	181.8	6:42.446	2	1	2:47.471	57.121	52.565	57.785	192.5	6:37.558
3	1	4:07.326	1:19.072	1:16.737	1:31.517	85.6	10:49.772	3	1	4:11.714	1:23.029	1:16.688	1:31.997	77.0	10:49.272
4	1	2:51.905	58.756	55.116	58.033	153.2	13:41.677	4	1	2:45.344	56.752	51.443	57.149	160.2	13:34.616
5	1	2:51.768	58.047	54.855	58.866	152.1	16:33.445	5	1	2:42.544	54.478	51.395	56.671	185.6	16:17.160
6	1	4:52.598 B	57.622	56.110	2:58.866	153.2	21:26.043	6	1	4:32.259 B	55.026	53.277	2:43.956	176.2	20:49.419
7	2	3:26.832	1:20.125	1:09.633	57.074	108.2	24:52.875	7	2	3:51.846	1:23.843	1:18.805	1:09.198	73.6	24:41.265
8	2	2:44.635	55.562	52.808	56.265	190.5	27:37.510	8	2	2:47.233	57.458	52.963	56.812	193.2	27:28.498
9	2	2:46.678	55.279	53.979	57.420	191.2	30:24.188	64 Porsche 911 2.0L 1. Andrew SMITH 2. Oliver BRYANT ELI							
41 Porsche 911 2.0L 1. Seb PEREZ 2. George GAMBLE GTL-ELI								1	1	3:03.729	1:25.062	47.576	51.091	125.6	3:03.729
1	1	3:49.252 B	1:12.071	49.738	1:47.443	114.0	3:49.252	2	1	2:25.056	49.262	44.588	51.206	199.6	5:28.785
2	1	3:42.285	1:12.562	1:05.019	1:24.704	116.4	7:31.537	3	1	3:24.081	49.820	1:00.613	1:33.648	201.9	8:52.866
3	1	4:03.131	1:29.968	1:41.879	51.284	73.7	11:34.668	4	1	3:12.352	1:30.136	51.462	50.754	68.4	12:05.218
4	1	2:23.798	48.721	44.408	50.669	194.2	13:58.466	5	1	2:23.286	48.255	44.197	50.834	199.3	14:28.504
5	1	3:41.844 B	48.263	44.986	2:08.595	194.9	17:40.310	6	1	3:33.864 B	49.068	44.808	1:59.988	202.2	18:02.368
6	2	2:35.863	58.984	45.252	51.627	127.4	20:16.173								
7	2	4:11.935	1:18.762	1:45.431	1:07.742	194.6	24:28.108								





2.0L CUP



2.0L CUP MUGELLO CLASSIC QUALIFYING

Sector Analysis

■ Personal Best ■ Session Best B Crossing the finish line in pit lane

Lap	D	Time	Sector 1	Sector 2	Sector 3	T. Spd	Elapsed
7	2	2:57.656	1:00.545	47.261	1:09.850	128.6	21:00.024
8	2	3:38.846	1:22.769	1:17.414	58.663	76.1	24:38.870
9	2	2:37.680	53.612	49.768	54.300	198.2	27:16.550
10	2	2:43.464	53.487	52.783	57.194	200.4	30:00.014

77 Porsche 911 2.0L ELI							
1.Mark SUMPTER							
2.Andrew JORDAN							
1	1	2:50.211	1:10.225	47.843	52.143	109.9	2:50.211
2	1	2:27.734	49.878	46.135	51.721	199.3	5:17.945
3	1	3:21.839	49.398	55.500	1:36.941	203.8	8:39.784
4	1	3:20.310	1:26.594	1:02.319	51.397	69.8	12:00.094
5	1	2:26.605	49.150	46.187	51.268	201.9	14:26.699
6	1	5:27.220	B 50.587	47.985	3:48.648	202.6	19:53.919
7	2	4:01.361	1:13.297	1:21.283	1:26.781	132.7	23:55.280
8	2	2:41.652	55.033	51.550	55.069	184.6	26:36.932
9	2	2:37.276	53.083	51.030	53.163	202.6	29:14.208
10	2	2:40.372	54.729	51.319	54.324	191.2	31:54.580

82 Porsche 911 2.0L GTL							
1.Uwe KOLB							
1	1	3:47.554	1:46.629	57.990	1:02.935	100.1	3:47.554
2	1	3:00.225	1:02.662	54.966	1:02.597	163.4	6:47.779
3	1	4:03.558	1:16.615	1:16.219	1:30.724	84.6	10:51.337
4	1	2:50.808	59.698	53.141	57.969	151.5	13:42.145
5	1	2:45.481	54.895	52.558	58.028	182.1	16:27.626
6	1	2:45.683	55.089	52.771	57.823	187.2	19:13.309
7	1	3:38.857	56.182	1:04.474	1:38.201	183.7	22:52.166
8	1	4:49.737	B 1:22.663	1:05.569	2:21.505	72.5	27:41.903

84 Porsche 911 2.0L GTL							
1.Steve JONES							
1	1	3:14.719	1:24.169	54.057	56.493	112.3	3:14.719
2	1	2:41.146	52.712	51.331	57.103	193.9	5:55.865
3	1	4:58.540	B 55.253	1:09.122	2:54.165	190.5	10:54.405
4	1	2:47.647	1:03.499	48.644	55.504	115.4	13:42.052
5	1	2:33.510	51.359	48.836	53.315	194.6	16:15.562
6	1	2:32.723	51.740	47.258	53.725	195.7	18:48.285

116 Porsche 911 2.0L GTL-ELI							
1.Bonamy GRIMES							
2.Jonathan MOWLEM							
1	1	2:56.744	1:17.321	47.523	51.900	121.1	2:56.744
2	1	2:31.012	50.602	47.807	52.603	203.0	5:27.756
3	1	9:17.535	B 5:51.367	49.462	2:36.706	202.2	14:45.291
4	2	2:36.068	59.854	45.844	50.370	132.4	17:21.359
5	2	2:24.178	49.503	44.847	49.828	201.9	19:45.537
6	2	3:21.004	49.248	1:09.267	1:22.489	204.2	23:06.541
7	2	3:00.763	1:11.947	53.648	55.168	78.8	26:07.304

123 Porsche 911 2.0L GTL							
1.Charles RUPP							
2.François JAKUBOWSKI							
1	1	3:12.401	1:22.375	53.662	56.364	109.4	3:12.401
2	1	2:38.438	53.852	50.401	54.185	181.2	5:50.839
3	1	3:24.840	52.828	1:10.060	1:21.952	180.6	9:15.679
4	1	3:08.415	1:26.201	49.391	52.823	79.4	12:24.094
5	1	2:30.638	49.752	48.159	52.727	200.0	14:54.732
6	1	4:16.321	B 51.140	48.430	2:36.751	194.6	19:11.053
7	2	3:43.986	1:01.718	1:08.520	1:33.748	134.3	22:55.039

Lap	D	Time	Sector 1	Sector 2	Sector 3	T. Spd	Elapsed
8	2	3:09.783	1:17.087	55.020	57.676	77.5	26:04.822
9	2	2:47.691	55.381	54.735	57.575	200.0	28:52.513

411 Porsche 911 2.0L GTL-ELI							
1.Lukas BUCHER							
2.David VERZIJLBERGEN							
1	1	3:39.096	1:41.951	58.389	58.756	110.9	3:39.096
2	1	2:41.005	53.952	51.987	55.066	193.5	6:20.101
3	1	3:48.807	1:10.767	1:13.446	1:24.594	125.1	10:08.908
4	1	3:03.135	1:12.859	50.359	59.917	77.9	13:12.043
5	1	2:34.168	50.552	49.488	54.128	200.0	15:46.211
6	1	2:34.132	52.671	48.987	52.474	198.2	18:20.343
7	1	4:13.620	B 50.212	49.016	2:34.392	200.7	22:33.963
8	2	3:12.648	1:23.293	53.750	55.605	98.4	25:46.611
9	2	2:42.692	55.322	51.559	55.811	201.9	28:29.303
10	2	2:44.575	55.180	52.874	56.521	201.5	31:13.878

757 Porsche 911 2.0L GTL-ELI							
1.Jürgen RUDOLPH							
2.Heiko HAMMEL							
1	1	2:55.997	1:11.991	50.534	53.472	110.7	2:55.997
2	1	2:31.791	50.778	48.233	52.780	200.4	5:27.788
3	1	6:11.326	B 51.659	1:01.001	4:18.666	202.6	11:39.114
4	2	2:41.747	1:03.831	46.156	51.760	116.8	14:20.861
5	2	2:26.809	49.262	45.727	51.820	203.0	16:47.670
6	2	2:27.760	50.126	46.582	51.052	204.2	19:15.430
7	2	3:27.971	49.609	1:03.336	1:35.026	204.2	22:43.401
8	2	3:05.876	1:17.513	52.355	56.008	76.2	25:49.277
9	2	2:43.210	55.487	51.460	56.263	203.4	28:32.487
10	2	2:49.008	55.819	54.866	58.323	201.1	31:21.495

919 Porsche 911 2.0L GTL							
1.Frank STRICKER							
1	1	3:24.450	1:34.776	52.345	57.329	107.2	3:24.450
2	1	2:39.295	54.181	49.664	55.450	183.7	6:03.745
3	1	3:51.868	1:04.779	1:17.735	1:29.354	167.2	9:55.613
4	1	2:59.774	1:15.289	49.527	54.958	71.3	12:55.387
5	1	2:36.772	53.128	49.239	54.405	184.3	15:32.159
6	1	2:34.877	52.214	48.792	53.871	185.2	18:07.036
7	1	2:51.855	52.374	48.555	1:10.926	184.9	20:58.891
8	1	3:47.770	1:22.514	1:17.401	1:07.855	73.0	24:46.661
9	1	3:01.297	1:03.047	57.532	1:00.718	165.9	27:47.958