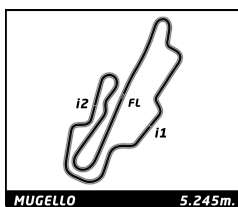




2.0L CUP



2.0L CUP MUGELLO CLASSIC PRIVATE PRACTICE

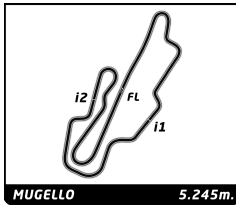
Sector Analysis

Personal Best Session Best B Crossing the finish line in pit lane

Lap	D	Time	Sector 1	Sector 2	Sector 3	T. Spd	Elapsed	Lap	D	Time	Sector 1	Sector 2	Sector 3	T. Spd	Elapsed
9 Porsche 911 2.0L 1. Matthew HOLME GTL															
1	1	3:10.014	1:25.967	50.032	54.015	112.7	3:10.014	11	1	2:30.707	50.198	48.012	52.497	197.4	32:17.012
2	1	2:33.185	50.701	48.165	54.319	169.8	5:43.199	12	1	2:30.200	49.772	47.631	52.797	200.4	34:47.212
3	1	2:30.424	50.894	46.481	53.049	172.0	8:13.623	13	1	2:31.158	49.791	47.416	53.951	200.4	37:18.370
4	1	3:29.076	B 50.561	46.590	1:51.925	170.9	11:42.699	14	1	2:28.389	49.096	47.163	52.130	203.0	39:46.759
5	1	2:39.409	59.501	47.451	52.457	121.5	14:22.108								
6	1	2:29.350	49.612	47.079	52.659	197.4	16:51.458								
7	1	2:27.686	49.257	45.774	52.655	198.9	19:19.144								
8	1	2:30.104	48.953	47.030	54.121	197.8	21:49.248								
9	1	6:56.802	B 50.290	49.518	5:16.994	189.8	28:46.050								
10	1	2:41.436	1:02.553	47.311	51.572	99.0	31:27.486								
11	1	2:26.900	48.815	45.700	52.385	203.4	33:54.386								
12	1	2:28.340	49.118	46.058	53.164	204.2	36:22.726								
13	1	2:26.673	48.553	46.298	51.822	202.6	38:49.399								
13 Porsche 911 2.0L 1. David NOGAREDA ESTIVIL GTL															
1	1	3:36.753	1:42.779	54.523	59.451	86.4	3:36.753								
2	1	2:44.724	56.768	51.906	56.050	166.4	6:21.477								
3	1	2:44.036	55.736	52.616	55.684	188.5	9:05.513								
4	1	2:38.845	54.288	49.631	54.926	189.8	11:44.358								
5	1	6:27.306	B 53.588	51.799	4:41.919	194.9	18:11.664								
6	1	2:47.206	1:02.911	48.523	55.772	115.8	20:58.870								
7	1	2:34.808	51.886	48.912	54.010	194.2	23:33.678								
8	1	3:47.860	1:11.796	1:08.456	1:27.608	93.5	27:21.538								
9	1	2:53.136	1:10.114	48.915	54.107	82.6	30:14.674								
10	1	2:34.914	51.571	48.484	54.859	195.7	32:49.588								
11	1	2:35.463	52.026	49.366	54.071	194.9	35:25.051								
12	1	2:35.175	51.535	48.964	54.676	196.4	38:00.226								
15 Porsche 911 2.0L 1. David DANGLARD GTL															
1	1	3:36.954	1:44.404	53.489	59.061	108.4	3:36.954								
2	1	2:43.872	55.046	52.107	56.719	181.8	6:20.826								
3	1	2:44.243	55.759	52.489	55.995	188.2	9:05.069								
4	1	12:54.119	B 54.870	52.630	...	187.5	21:59.188								
5	1	3:22.701	1:06.695	52.751	1:23.255	106.1	25:21.889								
6	1	3:44.266	1:25.566	1:17.423	1:01.277	70.0	29:06.155								
7	1	2:41.394	53.728	51.395	56.271	194.9	31:47.549								
8	1	2:41.681	52.937	53.014	55.730	196.4	34:29.230								
9	1	2:37.136	52.490	49.993	54.653	198.5	37:06.366								
10	1	2:37.594	52.387	50.415	54.792	198.5	39:43.960								
16 Porsche 911 2.0L 1. Damien KOHLER 2. Richard DEPAGNEUX GTL															
1	1	2:50.915	1:13.400	45.600	51.915	103.4	2:50.915								
2	1	2:26.540	49.401	45.131	52.008	195.3	5:17.455								
3	1	2:25.759	49.266	45.014	51.479	196.7	7:43.214								
4	1	2:26.609	49.203	45.537	51.869	197.8	10:09.823								
5	1	2:27.708	49.534	45.705	52.469	197.8	12:37.531								
6	1	4:30.621	B 49.002	47.407	2:54.212	199.6	17:08.152								
7	1	3:01.065	1:11.389	51.918	57.758	95.1	20:09.217								
8	1	2:34.697	51.733	48.829	54.135	176.2	22:43.914								
9	1	3:37.551	50.855	1:14.732	1:31.964	193.9	26:21.465								
10	1	3:24.840	1:26.463	1:04.622	53.755	70.2	29:46.305								
17 Porsche 911 2.0L 1. Peter GORKE 2. Yves BERGER GTL															
1	1	3:08.640	1:25.337	49.649	53.654	108.8	3:08.640								
2	1	2:37.298	51.245	48.774	57.279	196.4	5:45.938								
3	1	2:35.371	51.952	49.984	53.435	190.5	8:21.309								
4	1	5:37.972	B 50.539	54.284	3:53.149	197.8	13:59.281								
5	2	2:54.872	1:02.093	54.030	58.749	133.3	16:54.153								
6	2	2:41.755	52.903	52.298	56.554	192.5	19:35.908								
7	2	2:41.288	53.132	51.044	57.112	186.2	22:17.196								
8	2	3:25.947	53.174	1:03.425	1:29.348	190.5	25:43.143								
9	2	3:37.331	1:25.216	1:16.044	56.071	86.1	29:20.474								
10	2	2:38.335	53.594	50.126	54.615	194.9	31:58.809								
11	2	2:38.341	51.872	49.975	56.494	197.8	34:37.150								
12	2	2:38.090	53.129	49.958	55.003	197.1	37:15.240								
13	2	2:37.045	51.389	50.645	55.011	198.2	39:52.285								
19 Porsche 911 2.0L 1. Jose Ruben ZANCHETTA 2. James TURNER GTL															
1	2	3:32.319	1:51.560	47.242	53.517	102.5	3:32.319								
2	2	2:28.345	50.659	46.302	51.384	198.5	6:00.664								
3	2	2:27.220	49.495	46.329	51.396	201.5	8:27.884								
4	2	2:28.434	50.746	46.139	51.549	191.2	10:56.318								
5	2	4:49.548	B 49.755	46.739	3:13.054	201.9	15:45.866								
6	1	3:20.464	1:34.198	50.501	55.765	54.6	19:06.330								
7	1	2:35.702	52.035	48.710	54.957	198.9	21:42.032								
8	1	2:59.382	51.845	48.712	1:18.825	198.9	24:41.414								
9	1	4:00.165	1:20.371	1:14.902	1:24.892	74.3	28:41.579								
10	1	2:40.229	57.439	48.272	54.518	130.3	31:21.808								
11	1	2:33.253	50.125	49.209	53.919	200.0	33:55.061								
12	1	2:31.215	51.299	47.001	52.915	200.4	36:26.276								
13	1	2:31.773	50.176	47.819	53.778	199.3	38:58.049								
21 Porsche 911 2.0L 1. Karsten LE BLANC GTL															
1	1	3:36.124	1:38.492	56.073	1:01.559	102.8	3:36.124								
2	1	2:48.042	59.499	52.290	56.253	169.0	6:24.166								
3	1	2:42.172	55.748	51.374	55.050	185.2	9:06.338								
4	1	4:43.459	B 54.005	50.716	2:58.738	189.8	13:49.797								
5	1	2:49.226	1:04.016	50.056	55.154	118.8	16:39.023								
6	1	2:34.957	53.038	48.047	53.872	187.5	19:13.980								
7	1	2:38.398	52.053	49.286	57.059	189.1	21:52.378								
8	1	3:20.495	54.828	58.325	1:27.342	186.2	25:12.873								
9	1	3:45.621	1:24.628	1:13.053	1:07.940	68.8	28:58.494								
10	1	2:41.035	54.145	51.161	55.729	180.6	31:39.529								
11	1	2:34.737	51.858	48.107	54.772	187.8	34:14.266								
12	1	2:34.418	52.366	48.165	53.887	188.8	36:48.684								
13	1	2:34.667	50.938	49.052	54.677	190.5	39:23.351								
14	1	2:39.316	53.139	49.029	57.148	187.5	42:02.667								
22 Porsche 911 2.0L 1. Rémi TERRAIL 2. Jürg AEBERHARD GTL															
1	1	3:45.923	2:04.865	48.814	52.244	105.9	3:45.923								



2.0L CUP



2.0L CUP MUGELLO CLASSIC PRIVATE PRACTICE

Sector Analysis

Personal Best Session Best B Crossing the finish line in pit lane

Lap	D	Time	Sector 1	Sector 2	Sector 3	T. Spd	Elapsed
2	1	2:30.744	50.228	48.088	52.428	196.4	6:16.667
3	1	2:27.723	49.753	45.899	52.071	197.4	8:44.390
4	1	2:27.126	49.711	45.594	51.821	197.4	11:11.516
5	1	6:50.127 B	50.391	46.552	5:13.184	197.1	18:01.643
6	2	2:42.107	1:03.289	47.042	51.776	122.4	20:43.750
7	2	2:27.019	49.303	46.040	51.676	199.6	23:10.769
8	2	5:50.933 B	1:02.983	1:09.387	3:38.563	200.7	29:01.702
9	1	2:53.241	1:03.605	53.031	56.605	126.5	31:54.943
10	1	2:44.328	54.596	52.101	57.631	200.7	34:39.271
11	1	2:40.374	53.425	50.754	56.195	201.1	37:19.645
12	1	2:40.563	53.151	51.295	56.117	203.0	40:00.208

23 Porsche 911 2.0L							
1. Frédéric LEMOS							
2. Julien ROLLET							
1	1	3:13.443	1:26.481	52.104	54.858	92.9	3:13.443
2	1	2:31.776	51.860	46.594	53.322	180.6	5:45.219
3	1	2:33.158	52.551	47.503	53.104	186.9	8:18.377
4	1	2:30.850	51.027	47.323	52.500	185.9	10:49.227
5	1	2:29.898	50.501	47.054	52.343	186.5	13:19.125
6	1	2:29.211	50.311	46.484	52.416	189.8	15:48.336
7	1	4:12.394 B	50.458	46.052	2:35.884	188.8	20:00.730
8	2	3:09.416	1:08.444	57.324	1:03.648	109.9	23:10.146
9	2	3:38.392	1:07.145	1:09.878	1:21.369	149.2	26:48.538
10	2	3:23.100	1:19.515	1:02.748	1:00.837	87.9	30:11.638
11	2	2:50.723	57.720	53.792	59.211	180.9	33:02.361
12	2	2:50.525	57.214	54.882	58.429	181.2	35:52.886
13	2	2:49.677	57.070	53.686	58.921	183.1	38:42.563
14	2	3:29.341 B	56.083	53.313	1:39.945	184.6	42:11.904

27 Porsche 911 2.0L							
1. Stephen EDWARDS							
2. Peter DUMBRECK							
1	1	4:50.238	3:07.714	47.194	55.330	117.1	4:50.238
2	1	2:28.339	50.022	46.376	51.941	191.8	7:18.577
3	1	2:27.322	49.920	45.668	51.734	195.3	9:45.899
4	1	2:28.034	49.708	46.039	52.287	192.2	12:13.933
5	1	5:32.412 B	52.003	47.812	3:52.597	176.2	17:46.345
6	1	3:16.465	1:12.921	1:00.676	1:02.868	95.5	21:02.810
7	1	3:15.665	59.980	59.090	1:16.595	171.7	24:18.475
8	1	4:11.102	1:26.332	1:21.864	1:22.906	76.2	28:29.577
9	1	2:55.689	58.563	55.702	1:01.424	180.3	31:25.266
10	1	2:48.771	56.531	53.599	58.641	177.3	34:14.037
11	1	2:45.439	55.825	52.610	57.004	169.0	36:59.476
12	1	2:43.285	54.632	51.630	57.023	184.3	39:42.761

29 Porsche 911 2.0L							
1. Christian TRABER							
2. Nicolas TRABER							
1	1	3:58.586	2:02.089	57.050	59.447	88.9	3:58.586
2	1	2:42.107	54.693	52.144	55.270	186.9	6:40.693
3	1	2:38.483	53.081	49.961	55.441	198.9	9:19.176
4	1	2:34.111	52.183	48.019	53.909	200.4	11:53.287
5	1	4:15.755 B	52.085	47.983	2:35.687	202.6	16:09.042
6	2	2:47.430	1:04.039	49.535	53.856	120.8	18:56.472
7	2	2:30.868	50.642	46.854	53.372	199.3	21:27.340
8	2	4:39.845 B	50.643	47.122	3:02.080	200.7	26:07.185
9	1	3:20.835	1:19.631	1:05.658	55.546	81.3	29:28.020
10	1	2:35.178	52.190	49.272	53.716	200.7	32:03.198
11	1	2:34.934	51.220	48.345	55.369	201.1	34:38.132

Lap	D	Time	Sector 1	Sector 2	Sector 3	T. Spd	Elapsed
12	1	2:31.292	51.123	47.427	52.742	201.9	37:09.424
13	1	2:34.345	50.774	49.590	53.981	203.0	39:43.769
14	1	2:40.820	51.909	48.784	1:00.127	203.4	42:24.589

31 Porsche 911 2.0L							
1. Adrian WILLMOTT							
2. Mike JORDAN							
1	2	2:41.229	1:04.228	45.943	51.058	119.1	2:41.229
2	2	2:26.848	49.171	46.392	51.285	197.1	5:08.077
3	2	2:27.079	49.243	46.358	51.478	198.5	7:35.156
4	2	2:26.117	49.116	45.673	51.328	198.2	10:01.273
5	2	2:27.724	49.336	46.925	51.463	199.3	12:28.997
6	2	2:25.152	48.342	45.767	51.043	199.6	14:54.149
7	2	2:25.038	48.650	45.420	50.968	200.4	17:19.187
8	2	2:34.044	48.509	48.219	57.316	201.5	19:53.231
9	2	5:20.276 B	49.671	45.701	3:44.904	196.0	25:13.507
10	1	3:43.268	1:24.790	1:13.317	1:05.161	64.7	28:56.775
11	1	2:28.846	52.134	45.752	50.960	198.9	31:25.621
12	1	2:24.869	48.632	45.672	50.565	200.7	33:50.490
13	1	2:24.613	48.871	45.304	50.438	201.1	36:15.103
14	1	2:25.673	49.312	44.905	51.456	201.9	38:40.776

32 Porsche 911 2.0L							
1. Marie-Claude FIRMENICH							
2. Benjamin MONNAY							
1	1	4:06.998	2:08.190	58.894	59.914	88.5	4:06.998
2	1	2:51.922	57.832	55.510	58.580	175.3	6:58.920
3	1	2:49.216	55.578	54.704	58.934	178.8	9:48.136
4	1	2:51.284	56.337	56.127	58.820	180.0	12:39.420
5	1	2:50.712	55.581	54.677	1:00.454	183.4	15:30.132
6	1	2:51.108	56.314	55.311	59.483	180.3	18:21.240
7	1	3:38.760 B	56.496	54.671	1:47.593	144.6	22:00.000
8	2	7:22.267	5:18.386	1:08.831	55.050	88.7	29:22.267
9	2	2:31.435	50.462	47.876	53.097	192.5	31:53.702
10	2	2:30.792	50.360	47.557	52.875	193.9	34:24.494
11	2	2:30.729	50.934	47.203	52.592	193.5	36:55.223
12	2	2:30.420	50.606	46.755	53.059	193.2	39:25.643

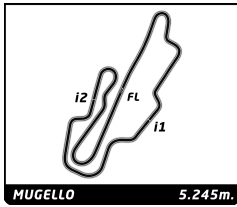
41 Porsche 911 2.0L							
1. Seb PEREZ							
2. George GAMBLE							
1	2	3:13.484	1:32.419	48.055	53.010	99.9	3:13.484
2	2	2:30.116	49.154	46.569	54.393	191.5	5:43.600
3	2	2:26.535	49.424	45.541	51.570	194.2	8:10.135
4	2	2:27.684	49.485	46.689	51.510	194.2	10:37.819
5	2	2:29.181	49.170	48.394	51.617	193.9	13:07.000
6	2	2:25.450	49.255	44.881	51.314	195.7	15:32.450
7	2	5:29.771 B	50.213	45.376	3:54.182	198.2	21:02.221
8	1	2:53.378	1:00.583	47.447	1:05.348	119.9	23:55.599
9	1	4:06.239	1:19.953	1:15.804	1:30.482	80.3	28:01.838
10	1	2:42.181	1:05.993	44.874	51.314	75.5	30:44.019
11	1	2:24.032	48.518	44.523	50.991	194.2	33:08.051
12	1	2:26.659	49.479	45.497	51.683	196.0	35:34.710
13	1	2:25.643	48.525	45.242	51.876	197.8	38:00.353

42 Porsche 911 2.0L							
1. Stephan KOENIG							
2. Philipp KOENIG							
1	1	3:25.739	1:40.839	50.188	54.712	105.7	3:25.739
2	1	2:34.920	52.564	48.348	54.008	185.2	6:00.659
3	1	2:34.353	51.462	48.839	54.052	190.1	8:35.012





2.0L CUP



2.0L CUP MUGELLO CLASSIC PRIVATE PRACTICE

Sector Analysis

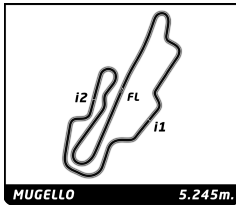
Personal Best Session Best B Crossing the finish line in pit lane

Lap	D	Time	Sector 1	Sector 2	Sector 3	T. Spd	Elapsed	Lap	D	Time	Sector 1	Sector 2	Sector 3	T. Spd	Elapsed	
44 Porsche 911 2.0L GTL																
1.Pascal DUHAMEL																
1	1	3:55.851	2:03.589	54.206	58.056	91.7	3:55.851	1	1	3:40.273	2:03.438	46.349	50.486	86.6	3:40.273	
2	1	2:47.672	56.922	53.273	57.477	175.3	6:43.523	2	1	2:25.014	49.245	45.195	50.574	200.7	6:05.287	
3	1	2:48.393	55.115	56.039	57.239	186.9	9:31.916	3	1	2:23.735	48.166	44.946	50.623	200.7	8:29.022	
4	1	2:43.974	54.545	52.903	56.526	188.2	12:15.890	4	1	2:24.492	48.317	44.734	51.441	203.4	10:53.514	
5	1	2:43.278	53.791	53.513	55.974	188.8	14:59.168	5	1	2:23.331	48.052	44.562	50.717	201.1	13:16.845	
6	1	5:36.367	B	53.870	53.605	3:48.892	189.1	20:35.535	6	1	2:23.300	48.017	44.607	50.676	203.8	15:40.145
7	1	2:55.596	1:06.448	52.118	57.030	114.5	23:31.131	7	1	3:44.235	B	48.793	46.524	2:08.918	202.2	19:24.380
8	1	5:16.669	B	1:13.213	1:08.206	2:55.250	92.5	28:47.800	8	2	2:37.561	1:00.351	44.884	52.326	124.3	22:01.941
9	1	2:51.884	1:04.315	50.952	56.617	110.3	31:39.684	9	2	3:17.084	48.997	56.367	1:31.720	201.1	25:19.025	
10	1	2:42.943	54.113	52.335	56.495	179.1	34:22.627	10	2	3:39.809	1:24.999	1:19.457	55.353	72.3	28:58.834	
11	1	2:41.882	53.901	52.720	55.261	188.8	37:04.509	11	2	2:25.243	49.945	44.531	50.767	202.6	31:24.077	
12	1	2:42.337	53.715	52.782	55.840	189.8	39:46.846	12	2	2:22.948	48.011	44.576	50.361	201.5	33:47.025	
55 Porsche 911 2.0L GTL																
1.Philippe de CRAENE																
1	1	3:25.897	1:42.460	49.447	53.990	105.8	3:25.897	13	2	2:23.295	47.793	45.152	50.350	202.6	36:10.320	
2	1	2:31.590	51.198	47.602	52.790	189.5	5:57.487	14	2	2:24.933	47.571	45.839	51.523	202.6	38:35.253	
3	1	2:29.703	49.898	48.029	51.776	194.2	8:27.190	15	2	3:22.756	B	48.582	45.195	1:48.979	201.9	41:58.009
4	1	2:29.632	50.555	46.596	52.481	196.0	10:56.822									
5	1	2:31.287	50.475	48.158	52.654	197.8	13:28.109									
6	1	6:29.147	B	49.921	47.174	4:52.052	195.3	19:57.256								
7	1	2:45.908	1:02.504	49.146	54.258	120.4	22:43.164									
8	1	3:06.566	50.345	50.713	1:25.508	193.5	25:49.730									
9	1	3:31.445	1:22.640	1:14.074	54.731	71.9	29:21.175									
10	1	2:31.927	50.745	48.127	53.055	193.5	31:53.102									
11	1	2:34.733	51.295	48.921	54.517	196.0	34:27.835									
12	1	2:31.346	50.722	48.218	52.406	187.8	36:59.181									
13	1	2:30.295	50.267	47.091	52.937	196.0	39:29.476									
64 Porsche 911 2.0L ELI																
1.Andrew SMITH																
2.Oliver BRYANT																
1	1	3:40.273	2:03.438	46.349	50.486	86.6	3:40.273									
2	1	2:25.014	49.245	45.195	50.574	200.7	6:05.287									
3	1	2:23.735	48.166	44.946	50.623	200.7	8:29.022									
4	1	2:24.492	48.317	44.734	51.441	203.4	10:53.514									
5	1	2:23.331	48.052	44.562	50.717	201.1	13:16.845									
6	1	2:23.300	48.017	44.607	50.676	203.8	15:40.145									
7	1	3:44.235	B	48.793	46.524	2:08.918	202.2	19:24.380								
8	2	2:37.561	1:00.351	44.884	52.326	124.3	22:01.941									
9	2	3:17.084	48.997	56.367	1:31.720	201.1	25:19.025									
10	2	3:39.809	1:24.999	1:19.457	55.353	72.3	28:58.834									
11	2	2:25.243	49.945	44.531	50.767	202.6	31:24.077									
12	2	2:22.948	48.011	44.576	50.361	201.5	33:47.025									
13	2	2:23.295	47.793	45.152	50.350	202.6	36:10.320									
14	2	2:24.933	47.571	45.839	51.523	202.6	38:35.253									
15	2	3:22.756	B	48.582	45.195	1:48.979	201.9	41:58.009								
75 Porsche 911 2.0L GTL																
1.Christian GLÄSEL																
2.Jan HUNGER																
1	1	3:09.865	1:28.666	48.657	52.542	109.6	3:09.865									
2	1	2:25.568	48.893	45.553	51.122	193.5	5:35.433									
3	1	2:25.765	49.085	45.490	51.190	195.7	8:01.198									
4	1	4:31.852	B	49.173	45.322	2:57.357	195.3	12:33.050								
5	2	2:58.980	1:05.905	53.785	59.290	121.9	15:32.030									
6	2	2:44.152	55.102	52.885	56.165	184.6	18:16.182									
7	2	2:45.896	53.800	52.401	59.695	186.9	21:02.078									
77 Porsche 911 2.0L ELI																
1.Mark SUMPTER																
2.Andrew JORDAN																
1	2	2:39.007	1:03.175	45.052	50.780	120.0	2:39.007									
2	2	2:22.321	48.126	43.924	50.271	199.3	5:01.328									
3	2	2:22.010	47.773	43.941	50.296	202.6	7:23.338									
4	2	2:22.143	48.128	43.710	50.305	203.0	9:45.481									
5	2	4:56.793	B	47.571	46.419	3:22.803	199.3	14:42.274								
6	2	2:47.542	1:02.727	49.332	55.483	101.5	17:29.816									
7	2	2:23.703	47.588	43.891	52.224	200.4	19:53.519									
8	2	3:49.994	B	47.449	44.033	2:18.512	204.5	23:43.513								
9	1	4:11.952	1:24.069	1:17.434	1:30.449	79.5	27:55.465									
10	1	2:43.880	1:04.622	47.064	52.194	74.1	30:39.345									
11	1	2:26.775	49.233	46.103	51.439	201.9	33:06.120									
12	1	2:27.226	49.358	46.805	51.063	203.0	35:33.346									
13	1	2:25.285	48.831	45.687	50.767	201.5	37:58.631									
14	1	2:26.841	48.935	46.185	51.721	200.7	40:25.472									
82 Porsche 911 2.0L GTL																
1.Uwe KOLB																
1	1	6:19.493	4:20.827	57.083	1:01.583	90.5	6:19.493									
2	1	2:50.389	56.514	55.716	58.159	167.2	9:09.882									
3	1	2:43.198	53.848	52.002	57.348	184.6	11:53.080									
4	1	4:33.354	B	55.212	51.911	2:46.231	177.0	16:26.434								
5	1	2:55.376	1:05.448	52.890	57.038	114.8	19:21.810									
6	1	2:47.073	54.132	53.052	59.889	187.5	22:08.883									
7	1	3:38.792	56.093	1:10.667	1:32.032	179.1	25:47.675									
8	1	3:38.386	1:22.379	1:15.636	1:00.371	76.7	29:26.061									
9	1	2:47.073	53.785	55.060	58.228	185.9	32:13.134									





2.0L CUP



2.0L CUP MUGELLO CLASSIC PRIVATE PRACTICE

Sector Analysis

■ Personal Best ■ Session Best B Crossing the finish line in pit lane

Lap	D	Time	Sector 1	Sector 2	Sector 3	T. Spd	Elapsed	Lap	D	Time	Sector 1	Sector 2	Sector 3	T. Spd	Elapsed
10	1	2:48.702	55.871	54.387	58.444	179.1	35:01.836								
11	1	2:48.554	56.320	54.102	58.132	177.6	37:50.390								
12	1	3:26.825 B	55.425	55.607	1:35.793	177.0	41:17.215								

116		Porsche 911 2.0L		GTL-ELI			
		1. Bonamy GRIMES					
		2. Jonathan MOWLEM					
1	1	3:31.386 B	1:29.932	50.078	1:11.376	101.3	3:31.386
2	1	2:47.802	1:02.749	51.239	53.814	126.3	6:19.188
3	1	2:32.498	50.839	49.026	52.633	201.9	8:51.686
4	1	2:31.275	51.193	47.909	52.173	201.9	11:22.961
5	1	2:29.784	50.453	47.223	52.108	201.5	13:52.745
6	1	2:30.326	49.933	47.214	53.179	201.9	16:23.071
7	1	2:30.264	50.347	48.053	51.864	197.8	18:53.335
8	1	2:28.747	50.197	46.782	51.768	200.7	21:22.082
9	1	5:02.539 B	50.571	49.269	3:22.699	202.2	26:24.621
10	2	3:15.861	1:24.681	1:00.479	50.701	71.7	29:40.482
11	2	2:25.030	49.050	45.444	50.536	202.6	32:05.512
12	2	2:28.417	49.160	46.954	52.303	205.3	34:33.929
13	2	2:26.196	48.719	46.591	50.886	204.5	37:00.125
14	2	2:24.785	48.479	45.679	50.627	205.7	39:24.910
15	2	2:25.102	49.245	45.538	50.319	206.9	41:50.012

123		Porsche 911 2.0L		GTL			
		1. Charles RUPP					
		2. François JAKUBOWSKI					
1	1	3:04.406	1:16.525	51.631	56.250	96.9	3:04.406
2	1	2:40.587	53.425	49.907	57.255	150.0	5:44.993
3	1	2:37.068	53.745	49.746	53.577	170.3	8:22.061
4	1	2:32.060	50.506	48.419	53.135	192.5	10:54.121
5	1	2:32.579	50.549	48.986	53.044	193.9	13:26.700
6	1	2:31.188	50.101	47.559	53.528	195.7	15:57.888
7	1	4:36.566 B	54.965	54.303	2:47.298	157.4	20:34.454
8	2	2:44.670	1:03.269	48.291	53.110	101.9	23:19.124
9	2	3:32.861	1:02.551	1:08.411	1:21.899	201.5	26:51.985
10	2	3:02.667	1:18.817	51.665	52.185	89.6	29:54.652
11	2	2:27.920	49.715	46.498	51.707	201.9	32:22.572
12	2	2:27.806	49.471	46.723	51.612	200.7	34:50.378
13	2	2:27.210	49.356	46.237	51.617	200.4	37:17.588
14	2	2:27.782	49.401	46.900	51.481	201.5	39:45.370

411		Porsche 911 2.0L		GTL			
		1. Lukas BUCHER					
		2. David VERZIJLBERGEN					
1	1	4:06.210	2:12.618	55.129	58.463	95.4	4:06.210
2	1	2:39.680	54.379	50.254	55.047	197.1	6:45.890
3	1	2:42.771	53.146	54.097	55.528	199.6	9:28.661
4	1	2:34.078	51.518	48.785	53.775	200.4	12:02.739
5	1	2:33.135	50.774	48.730	53.631	201.5	14:35.874
6	1	2:32.006	50.122	47.410	54.474	201.5	17:07.880
7	1	2:28.747	49.633	46.927	52.187	201.5	19:36.627
8	1	4:36.658 B	49.583	46.338	3:00.737	192.9	24:13.285
9	2	4:12.908	1:27.759	1:18.714	1:26.435	74.8	28:26.193
10	2	2:33.127	53.927	47.671	51.529	172.5	30:59.320
11	2	2:25.770	49.519	45.453	50.798	201.5	33:25.090
12	2	2:24.831	48.961	45.270	50.600	201.9	35:49.921
13	2	2:23.168	48.611	44.259	50.298	202.2	38:13.089
14	2	3:01.884 B	48.506	45.289	1:28.089	202.6	41:14.973

