



IBERIAN HISTORIC ENDURANCE
ESTORIL CLASSICS
QUALIFYING

Sector Analysis

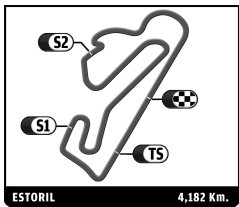
											■					
											■					
											■					
Lap	D	Time	Sector 1	Sector 2	Sector 3	T. Spd	Elapsed	Lap	D	Time	Sector 1	Sector 2	Sector 3	T. Spd	Elapsed	
1	PORSCHE 356															
	1.Guillermo VELASCO H65															
	2.Francisco FREITAS															
	1	1	3:11.886	1:00.682	1:20.430	50.774		3:11.886	3	1	2:18.467	28.940	1:08.147	41.380	169.2	11:36.363
	2	1	2:36.702	32.284	1:17.302	47.116	155.0	5:48.588	4	1	2:22.284	32.378	1:08.072	41.834	193.6	13:58.647
	3	1	2:35.326	29.802	1:18.698	46.826	168.5	8:23.914	5	1	2:16.536	28.135	1:06.394	42.007	150.4	16:15.183
	4	1	2:35.632	30.465	1:16.992	48.175	164.7	10:59.546	6	1	2:26.119	34.137	1:10.238	41.744	179.4	18:41.302
	5	1	2:37.040	31.224	1:16.691	49.125	152.7	13:36.586	7	1	8:33.566 B	29.736	1:08.785	6:55.045	165.7	27:14.868
	6	1	2:37.326	30.585	1:18.906	47.835	158.6	16:13.912	8	1	2:49.616	1:00.245	1:08.058	41.313		30:04.484
	7	1	2:52.119 B	32.864	1:21.237	58.018	156.1	19:06.031	9	1	2:19.938	27.938	1:09.748	42.252	174.3	32:24.422
	8	1	4:13.690	2:18.892	1:11.959	42.839		23:19.721	10	1	2:26.785 B	27.842	1:08.237	50.706	184.5	34:51.207
	9	1	2:20.375	27.960	1:09.256	43.159	179.1	25:40.096	11	1	4:52.212	3:02.941	1:07.859	41.412		39:43.419
	10	1	2:20.213	27.833	1:09.510	42.870	179.7	28:00.309								
	11	1	2:21.714	28.649	1:09.987	43.078	168.2	30:22.023								
	12	1	2:36.767 B	28.870	1:13.488	54.409	174.3	32:58.790								
13	1	2:58.307	1:05.103	1:10.427	42.777		35:57.097									
14	1	2:33.037 B	29.916	1:10.944	52.177	177.7	38:30.134									
8	AC Cobra Daytona															
	1.Olivier TANCOGNE H65															
	2.Xavier TANCOGNE															
	1	1	4:35.470	2:46.479	1:07.964	41.027		4:35.470								
	2	1	2:07.749	25.272	1:04.632	37.845	175.2	6:43.219								
	3	1	2:02.394	24.517	1:00.044	37.833	179.7	8:45.613								
	4	1	2:23.168 B	25.275	1:04.985	52.908	178.3	11:08.781								
	5	1	8:17.611	6:09.305	1:20.130	48.176		19:26.392								
	6	1	2:18.860	29.163	1:07.971	41.726	154.1	21:45.252								
	7	1	2:12.276	26.480	1:06.748	39.048	175.7	23:57.528								
8	1	2:09.467	25.882	1:03.815	39.770	170.8	26:06.995									
9	1	2:21.345 B	25.206	1:04.504	51.635	188.6	28:28.340									
12	PORSCHE 356															
	1.Francois GUERIN H65															
	1	1	4:11.288	2:08.527	1:17.974	44.787		4:11.288								
	2	1	2:32.965	30.499	1:13.919	48.547	158.1	6:44.253								
	3	1	2:49.115	32.866	1:24.980	51.269	146.4	9:33.368								
	4	1	2:56.694 B	32.471	1:21.054	1:03.169	148.2	12:30.062								
	5	1	4:01.895	1:50.048	1:20.869	50.978		16:31.957								
	6	1	2:40.877	32.028	1:20.487	48.362	148.9	19:12.834								
	7	1	2:39.378	32.033	1:16.978	50.367	143.9	21:52.212								
	8	1	2:36.459	31.412	1:17.157	47.890	150.6	24:28.671								
	9	1	3:03.459 B	32.672	1:27.116	1:03.671	149.8	27:32.130								
	10	1	5:05.939	3:07.846	1:13.037	45.056		32:38.069								
11	1	2:26.563	30.641	1:11.481	44.441	162.3	35:04.632									
12	1	2:24.789	29.246	1:11.023	44.520	169.0	37:29.421									
14	LOTUS Seven															
	1.João MIRA GOMES GTPSC															
	2.Nuno AFOITO															
	1	1	3:14.092	1:18.140	1:13.629	42.323		3:14.092								
	2	1	2:20.713	28.684	1:10.505	41.524	173.5	5:34.805								
	3	1	2:16.324	27.558	1:07.958	40.808	174.3	7:51.129								
4	1	2:42.402	26.925	1:07.463	1:08.014	175.7	10:33.531									
5	1	2:21.647	28.153	1:09.792	43.702	169.5	12:55.178									
41	LOTUS Elan Racing															
	1.Manuel FERRÃO INV															
1	1	6:54.108	4:45.558	1:22.733	45.817		6:54.108									
2	1	2:23.788	30.468	1:10.656	42.664	141.7	9:17.896									
47	PORSCHE 911 3.0 RS															
	1.Annette ROLNER H76															
	1	1	4:58.200	3:05.888	1:10.169	42.143		4:58.200								
	2	1	2:17.333	27.763	1:07.439	42.131	179.7	7:15.533								
	3	1	2:07.336	25.452	1:02.529	39.355	188.6	9:22.869								
	4	1	2:13.995	28.651	1:04.944	40.400	191.9	11:36.864								
	5	1	2:13.457	29.300	1:03.952	40.205	174.0	13:50.321								
	6	1	2:11.013	26.328	1:04.467	40.218	188.9	16:01.334								
	7	1	2:08.598	25.899	1:02.767	39.932	199.1	18:09.932								
	8	1	2:18.206 B	25.916	1:02.750	49.540	187.0	20:28.138								
	9	1	4:15.631	2:36.572	1:01.114	37.945		24:43.769								
	10	1	2:02.469	24.433	1:00.320	37.716	199.1	26:46.238								
	11	1	2:00.795	23.851	59.888	37.056	214.6	28:47.033								
12	1	2:14.102 B	24.791	1:01.532	47.779	202.8	31:01.135									
13	1	7:18.626 B	5:24.224	1:01.516	52.886		38:19.761									
48	FORD Escort RS1600															
	1.Miguel FERREIRA H71															
	2.Francisco CARVALHO															
	1	1	3:02.943	1:21.490	1:03.600	37.853		3:02.943								
	2	1	2:01.670	24.129	59.904	37.637	207.7	5:04.613								
	3	1	2:01.683	24.437	1:00.041	37.205	203.2	7:06.296								
	4	1	2:15.765 B	24.180	1:02.712	48.873	209.3	9:22.061								
	5	1	5:10.046	3:27.118	1:02.989	39.939		14:32.107								
	6	1	2:07.553	25.239	1:02.800	39.514	192.9	16:39.660								
	7	1	2:06.548	25.265	1:02.002	39.281	180.0	18:46.208								
8	1	2:10.564	25.504	1:03.026	42.034	181.8	20:56.772									
9	1	2:21.346 B	25.546	1:02.085	53.715	178.8	23:18.118									
49	LOTUS Elan															
	1.Joaquim SOARES H71															
	1	1	6:57.358	5:01.662	1:12.309	43.387		6:57.358								
	2	1	2:15.911	27.860	1:05.081	42.970	163.0	9:13.269								
	3	1	2:09.189	25.893	1:03.362	39.934	197.0	11:22.458								
	4	1	2:07.519	25.904	1:01.698	39.917	192.9	13:29.977								
	5	1	2:06.979	25.322	1:01.972	39.685	195.6	15:36.956								
	6	1	2:35.835 B	28.216	1:09.691	57.928	181.5	18:12.791								
	7	1	4:10.444	2:25.271	1:04.994	40.179		22:23.235								
	8	1	2:07.530	25.065	1:02.161	40.304	207.7	24:30.765								
	9	1	2:08.655	25.844	1:02.300	40.511	190.6	26:39.420								
	10	1	2:07.733	26.002	1:01.630	40.101	208.1	28:47.153								
	11	1	2:07.550	26.835	1:01.537	39.178	175.2	30:54.703								
	12	1	2:35.903 B	28.950	1:11.146	55.807	165.9	33:30.606								
13	1	4:41.272	2:58.071	1:03.270	39.931		38:11.878									
14	1	2:07.352	25.840	1:01.516	39.996	182.7	40:19.230									
51	ALFA ROMEO GTAm															
	1.Jorge SANTOS H71															
2.Alcides PETIZ																



IBERIAN HISTORIC ENDURANCE
ESTORIL CLASSICS
QUALIFYING

Sector Analysis

										Personal Best	Session Best				
Lap	D	Time	Sector 1	Sector 2	Sector 3	T. Spd	Elapsed	Lap	D	Time	Sector 1	Sector 2	Sector 3	T. Spd	Elapsed
52 Jaguar E-Type 1. Andrew NEWALL H65 2. Rhea SAUTTER															
1	1	5:35.590	3:40.149	1:13.567	41.874		5:35.590								
2	1	2:13.932	27.497	1:06.170	40.265	164.2	7:49.522								
3	1	2:13.422	26.564	1:06.433	40.425	191.9	10:02.944								
4	1	2:12.096	26.741	1:05.362	39.993	183.9	12:15.040								
5	1	2:14.020	27.001	1:05.918	41.101	186.4	14:29.060								
6	1	2:08.732	26.186	1:03.285	39.261	192.2	16:37.792								
7	1	2:12.342	26.839	1:05.451	40.052	183.9	18:50.134								
8	1	2:25.605	26.567	1:05.849	53.189	184.2	21:15.739								
9	1	3:23.313	1:45.084	59.762	38.467		24:39.052								
10	1	2:03.229	24.259	1:00.074	38.896	200.6	26:42.281								
11	1	2:03.453	24.248	1:00.712	38.493	211.3	28:45.734								
12	1	2:02.129	24.174	59.749	38.206	201.3	30:47.863								
13	1	2:02.742	24.400	1:00.172	38.170	209.3	32:50.605								
14	1	2:03.091	24.250	1:00.409	38.432	211.7	34:53.696								
15	1	2:02.622	24.761	59.815	38.046	207.7	36:56.318								
16	1	2:02.377	24.009	1:00.229	38.139	210.9	38:58.695								
62 FORD Capri 1. Jorge CORREIA H76 2. Gilberto CORREIA															
1	1	6:18.965	4:22.077	1:14.351	42.537		6:18.965								
2	1	2:18.956	28.129	1:08.741	42.086	155.0	8:37.921								
3	1	2:16.821	28.085	1:06.544	42.192	162.1	10:54.742								
4	1	2:17.009	27.827	1:07.876	41.306	157.0	13:11.751								
5	1	2:15.453	27.897	1:06.223	41.333	161.8	15:27.204								
6	1	2:14.917	27.638	1:05.330	41.949	157.9	17:42.121								
7	1	2:14.970	27.954	1:06.109	40.907	161.1	19:57.091								
8	1	2:14.909	27.539	1:06.042	41.328	159.7	22:12.000								
9	1	2:33.166	27.862	1:06.484	58.820	158.1	24:45.166								
10	1	4:19.144	2:21.106	1:13.286	44.752		29:04.310								
11	1	2:18.131	28.293	1:07.418	42.420	164.0	31:22.441								
12	1	2:16.108	28.640	1:05.586	41.882	170.6	33:38.549								
13	1	2:14.807	27.282	1:06.231	41.294	178.5	35:53.356								
14	1	2:19.277	27.148	1:04.822	47.307	171.9	38:12.633								
75 PORSCHE 911 3.0 RS 1. Carlos BRIZIDO H76 2. João P. CARDOSO															
1	1	5:10.829	3:21.882	1:09.219	39.728		5:10.829								
2	1	2:05.836	25.227	1:01.997	38.612	188.3	7:16.665								
3	1	2:03.715	24.511	1:00.899	38.305	203.2	9:20.380								
4	1	2:03.116	24.977	1:00.444	37.695	200.2	11:23.496								
5	1	2:02.553	24.487	59.941	38.125	202.8	13:26.049								
6	1	2:14.188	24.352	1:00.511	49.325	203.9	15:40.237								
7	1	4:17.914	2:25.488	1:02.820	49.606		19:58.151								
8	1	4:53.948	3:03.813	1:07.498	42.637		24:52.099								
9	1	2:11.779	27.546	1:03.717	40.516	187.6	27:03.878								
10	1	2:08.930	26.118	1:02.779	40.033	195.6	29:12.808								
11	1	2:11.635	26.099	1:04.507	41.029	195.6	31:24.443								
12	1	2:08.637	25.864	1:02.346	40.427	193.9	33:33.080								
13	1	2:09.045	25.560	1:02.763	40.722	198.4	35:42.125								
14	1	2:08.406	26.111	1:03.288	39.007	192.5	37:50.531								
80 PORSCHE 911 3.0 RS 1. Miguel VAZ H76 2. Fernando SOARES															
1	1	5:59.058	4:13.895	1:05.455	39.708		5:59.058								
2	1	2:04.651	25.470	1:01.172	38.009	199.5	8:03.709								
3	1	2:05.898	24.548	1:02.910	38.440	190.6	10:09.607								
4	1	2:05.733	24.757	1:01.558	39.418	202.8	12:15.340								
5	1	2:04.343	24.845	1:01.121	38.377	207.4	14:19.683								
6	1	2:04.470	25.062	1:00.488	38.920	194.9	16:24.153								
7	1	2:05.149	25.138	1:01.988	38.023	192.5	18:29.302								
8	1	2:31.415	27.868	1:08.299	55.248	183.9	21:00.717								
9	1	4:51.902	2:57.341	1:11.571	42.990		25:52.619								
61 PORSCHE 911 3.0 RS 1. Lars ROLNER H76															
1	1	3:57.947	2:03.763	1:07.956	46.228		3:57.947								



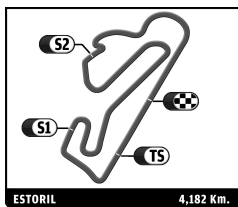
IBERIAN HISTORIC ENDURANCE ESTORIL CLASSICS QUALIFYING

Sector Analysis

■ Personal Best ■ Session Best ■ Crossing the finish line in pit lane

Lap	D	Time	Sector 1	Sector 2	Sector 3	T. Spd	Elapsed	Lap	D	Time	Sector 1	Sector 2	Sector 3	T. Spd	Elapsed
10	1	2:18.016	28.699	1:07.816	41.501	166.2	28:10.635	11	1	2:07.148	25.334	1:02.229	39.585	196.0	29:44.777
11	1	2:14.726	27.023	1:06.387	41.316	171.9	30:25.361	12	1	2:17.482	24.764	1:10.492	42.226	199.1	32:02.259
12	1	2:16.692	27.909	1:06.414	42.369	166.7	32:42.053	13	1	2:24.343 B	27.832	1:05.179	51.332	162.3	34:26.602
13	1	2:15.261	26.900	1:06.211	42.150	171.9	34:57.314	14	1	4:36.222 B	2:32.720	1:07.141	56.361		39:02.824
14	1	2:12.432	26.362	1:04.945	41.125	181.2	37:09.746	101 PORSCHE 911 3.0 RS 1. Vasco NINA H76							
15	1	2:15.643	28.049	1:05.153	42.441	158.3	39:25.389								
83 PORSCHE 911 3.0 RS 1. Bruno DUARTE H76 2. Filipe S. JESUS								101 PORSCHE 911 3.0 RS 1. Vasco NINA H76							
1	1	5:59.517	4:14.579	1:05.617	39.321		5:59.517	1	1	6:56.345	4:55.266	1:15.760	45.319		6:56.345
2	1	2:06.025	25.509	1:01.848	38.668	207.0	8:05.542	2	1	2:17.035	28.922	1:05.856	42.257	166.9	9:13.380
3	1	2:05.016	25.357	1:00.987	38.672	192.9	10:10.558	3	1	2:07.141	26.106	1:02.148	38.887	192.9	11:20.521
4	1	2:04.930	24.976	1:01.249	38.705	201.3	12:15.488	4	1	2:07.200	24.932	1:02.195	40.073	213.8	13:27.721
5	1	2:05.054	25.630	1:00.789	38.635	202.0	14:20.542	5	1	2:08.200	25.614	1:03.358	39.228	202.4	15:35.921
6	1	2:03.879	25.075	1:00.599	38.205	197.7	16:24.421	6	1	2:30.733	29.786	1:20.987	39.960	193.9	18:06.654
7	1	2:05.224	25.391	1:01.836	37.997	189.2	18:29.645	7	1	2:07.014	25.254	1:02.628	39.132	215.4	20:13.668
8	1	4:40.719 B	25.646	1:01.246	3:13.827	186.7	23:10.364	8	1	2:37.801 B	28.317	1:13.365	56.119	174.0	22:51.469
9	1	2:32.689	48.290	1:04.885	39.514		25:43.053	9	1	3:50.846	1:56.396	1:14.792	39.658		26:42.315
10	1	2:08.761	25.135	1:03.651	39.975	203.9	27:51.814	10	1	2:08.547	25.435	1:03.152	39.960	207.4	28:50.862
11	1	2:06.694	25.027	1:02.449	39.218	208.9	29:58.508	11	1	2:09.163	26.501	1:03.037	39.625	207.0	31:00.025
12	1	2:06.974	25.008	1:02.586	39.380	200.9	32:05.482	12	1	2:06.956	25.378	1:02.313	39.265	205.0	33:06.981
13	1	2:06.416	25.276	1:02.115	39.025	207.4	34:11.898	103 FORD Cortina LOTUS 1. Luis SOUSA RIBEIRO GDS							
14	1	2:07.188	25.255	1:02.990	38.943	204.3	36:19.086								
15	1	2:04.969	24.493	1:01.234	39.242	213.4	38:24.055	1	1	7:06.783	5:03.242	1:16.780	46.761		7:06.783
16	1	2:05.422	24.999	1:01.736	38.687	199.1	40:29.477	2	1	2:32.957	31.829	1:14.096	47.032	137.0	9:39.740
91 PORSCHE 911 SWB 1. Francisco SÁ CARNEIRO GDS 2. João CANNAS								103 FORD Cortina LOTUS 1. Luis SOUSA RIBEIRO GDS							
1	1	6:53.692	4:53.587	1:15.809	44.296		6:53.692	3	1	2:29.221	31.354	1:13.345	44.522	138.1	12:08.961
2	1	2:20.243	28.464	1:07.794	43.985	182.7	9:13.935	4	1	2:55.412 B	31.457	1:22.571	1:01.384	145.8	15:04.373
3	1	2:17.992	27.144	1:07.911	42.937	184.2	11:31.927	5	1	3:32.156	1:41.330	1:08.329	42.497		18:36.529
4	1	2:17.661	28.505	1:06.832	42.324	184.8	13:49.588	6	1	2:13.130	26.802	1:04.837	41.491	176.0	20:49.659
5	1	2:16.539	27.694	1:07.011	41.834	204.7	16:06.127	7	1	2:44.102	26.388	1:29.086	48.628	188.0	23:33.761
6	1	2:16.127	27.080	1:06.856	42.191	207.4	18:22.254	8	1	2:32.912	33.059	1:16.887	42.966	134.8	26:06.673
7	1	2:17.455	26.952	1:06.647	43.856	192.2	20:39.709	9	1	2:14.756	27.752	1:05.213	41.791	191.9	28:21.429
8	1	2:17.829	27.794	1:06.490	43.545	184.5	22:57.538	10	1	2:24.599	28.518	1:13.529	42.552	191.5	30:46.028
9	1	2:18.197	28.442	1:07.089	42.666	179.7	25:15.735	11	1	2:14.761	26.736	1:06.400	41.625	182.4	33:00.789
10	1	2:26.442	30.121	1:10.385	45.936	208.1	27:42.177	12	1	2:13.212	26.554	1:05.465	41.193	176.8	35:14.001
11	1	2:32.149	29.967	1:12.914	49.268	159.5	30:14.326	13	1	2:13.943	26.569	1:05.052	42.322	188.0	37:27.944
12	1	2:18.703	29.233	1:07.064	42.406	198.1	32:33.029	14	1	2:16.956	28.080	1:06.283	42.593	199.1	39:44.900
13	1	2:18.331	28.037	1:07.874	42.420	185.7	34:51.360	105 FORD Escort MK1 RS2000 1. J. Filipe NOGUEIRA H76							
14	1	2:16.463	28.061	1:06.116	42.286	204.7	37:07.823								
15	1	2:18.034	27.622	1:06.809	43.603	192.2	39:25.857	1	1	6:51.169	4:48.042	1:15.768	47.359		6:51.169
16	1	2:17.943	28.056	1:07.260	42.627	169.0	41:43.800	2	1	2:16.389	29.775	1:04.721	41.893	151.6	9:07.558
95 BMW 323i 1. Jorge CRUZ INV								105 FORD Escort MK1 RS2000 1. J. Filipe NOGUEIRA H76							
1	1	6:32.450	4:39.192	1:10.106	43.152		6:32.450	3	1	2:08.834	25.592	1:02.993	40.249	198.1	11:16.392
2	1	2:17.572	28.629	1:07.466	41.477	170.3	8:50.022	4	1	2:08.291	25.416	1:02.514	40.361	200.2	13:24.683
3	1	2:10.417	26.413	1:03.722	40.282	181.2	11:00.439	5	1	2:08.485	25.310	1:03.086	40.089	210.5	15:33.168
4	1	2:10.079	25.679	1:04.751	39.649	183.6	13:10.518	6	1	2:09.156	25.692	1:02.137	41.327	198.4	17:42.324
5	1	2:06.059	25.032	1:01.764	39.263	198.4	15:16.577	7	1	2:19.497 B	25.608	1:02.808	51.081	196.7	20:01.821
6	1	2:06.631	24.937	1:02.852	38.842	201.3	17:23.208	137 FERRARI 308 GT4 1. César FREITAS H76							
7	1	2:18.313 B	25.258	1:02.572	50.483	197.4	19:41.521								
8	1	3:41.756	1:58.610	1:03.859	39.287		23:23.277	1	1	6:27.569	4:33.708	1:11.892	41.969		6:27.569
9	1	2:08.146	25.278	1:03.557	39.311	199.1	25:31.423	2	1	2:20.387	31.545	1:06.206	42.636	162.5	8:47.956
10	1	2:06.206	25.195	1:02.129	38.882	196.7	27:37.629	3	1	2:12.168	26.664	1:03.467	42.037	173.2	11:00.124
								4	1	2:11.794	27.061	1:04.386	40.347	159.9	13:11.918
								5	1	2:28.005 B	26.671	1:04.257	57.077	173.8	15:39.923
								6	1	4:52.010	3:04.699	1:08.182	39.129		20:31.933
								7	1	2:08.160	26.100	1:02.884	39.176	170.3	22:40.093
								8	1	2:06.586	25.842	1:01.835	38.909	171.1	24:46.679





IBERIAN HISTORIC ENDURANCE
ESTORIL CLASSICS
QUALIFYING

Sector Analysis

■ Personal Best ■ Session Best B Crossing the finish line in pit lane

Lap	D	Time	Sector 1	Sector 2	Sector 3	T. Spd	Elapsed	Lap	D	Time	Sector 1	Sector 2	Sector 3	T. Spd	Elapsed
9	1	2:19.047	25.921	1:05.081	48.045	176.8	27:05.726	5	1	2:24.724	28.274	1:10.198	46.252	163.0	15:31.042
10	1	3:13.878B	36.040	1:22.247	1:15.591	102.0	30:19.604	6	1	3:10.466B	32.997	1:27.610	1:09.859	134.8	18:41.508

153 PORSCHE 914/6
1.Manuel DE LA TORRE H71

1	1	4:57.945	3:04.521	1:10.322	43.102		4:57.945
2	1	2:18.122	27.534	1:07.346	43.242	181.8	7:16.067
3	1	2:17.382	27.498	1:08.233	41.651	170.3	9:33.449
4	1	2:17.005	27.399	1:05.844	43.762	165.9	11:50.454
5	1	2:17.593	28.306	1:07.701	41.586	155.4	14:08.047
6	1	2:15.673	27.810	1:06.691	41.172	181.8	16:23.720
7	1	2:15.983	27.646	1:07.443	40.894	177.1	18:39.703
8	1	2:16.965	27.347	1:07.515	42.103	183.0	20:56.668
9	1	2:18.811	26.973	1:09.963	41.875	173.2	23:15.479
10	1	2:15.567	27.263	1:06.830	41.474	170.6	25:31.046
11	1	2:36.398B	27.419	1:10.928	58.051	177.7	28:07.444

168 ALFA ROMEO GTAm
1.Christian OLDENDORFF H71
2.Max WERNER

1	1	5:58.627	4:01.401	1:09.814	47.412		5:58.627
2	1	2:11.112	26.713	1:04.716	39.683	196.0	8:09.739
3	1	2:09.781	25.765	1:04.437	39.579	198.8	10:19.520
4	1	2:09.882	25.764	1:04.698	39.420	200.6	12:29.402
5	1	2:09.910	25.858	1:04.270	39.782	205.4	14:39.312
6	1	2:19.434B	25.903	1:04.423	49.108	202.4	16:58.746
7	1	3:53.961	2:08.978	1:05.604	39.379		20:52.707
8	1	2:11.754	26.874	1:04.577	40.303	187.3	23:04.461
9	1	2:08.444	25.609	1:03.541	39.294	202.0	25:12.905
10	1	2:10.658	26.496	1:04.027	40.135	200.9	27:23.563
11	1	2:20.426B	26.264	1:05.180	48.982	202.4	29:43.989
12	1	5:01.717	3:17.824	1:04.866	39.027		34:45.706
13	1	2:08.332	25.758	1:03.287	39.287	198.1	36:54.038
14	1	2:07.900	25.425	1:03.040	39.435	202.4	39:01.938
15	1	2:08.046	25.199	1:03.532	39.315	204.7	41:09.984

157 PORSCHE 2.5 ST
1.Alfonso GARCIA H71
2.Ildelfonso GARCIA

1	1	6:23.526	4:12.937	1:24.393	46.196		6:23.526
2	1	2:51.510	37.447	1:23.485	50.578	134.5	9:15.036
3	1	2:30.654	30.331	1:17.246	43.077	141.5	11:45.690
4	1	3:21.104	29.599	1:14.140	1:37.365	144.5	15:06.794
5	1	2:23.096	28.756	1:11.252	43.088	147.2	17:29.890
6	1	2:37.486B	29.033	1:12.030	56.423	147.6	20:07.376
7	1	4:49.050	2:54.708	1:13.422	40.920		24:56.426
8	1	2:13.592	27.203	1:06.042	40.347	167.2	27:10.018
9	1	2:11.612	27.041	1:04.860	39.711	170.8	29:21.630
10	1	2:12.931	26.372	1:06.577	39.982	183.9	31:34.561
11	1	2:14.153	27.674	1:06.602	39.877	178.3	33:48.714
12	1	2:10.674	26.292	1:04.581	39.801	174.6	35:59.388
13	1	2:10.648	26.590	1:04.389	39.649	178.3	38:10.036
14	1	2:10.202	25.951	1:03.898	40.353	176.0	40:20.238

170 SAAB Sonnet III
1.Paulo SOUSA H76
2.Francisco PINTO

1	1	5:29.936	3:33.734	1:12.746	43.456		5:29.936
2	1	2:14.342	27.583	1:06.283	40.476	182.4	7:44.278
3	1	2:12.045	26.173	1:05.116	40.756	193.9	9:56.323
4	1	2:23.169B	26.390	1:04.861	51.918	191.2	12:19.492
5	1	4:39.502	2:47.940	1:08.782	42.780		16:58.994
6	1	2:13.317	26.505	1:06.635	40.177	186.1	19:12.311
7	1	2:12.690	25.658	1:05.506	41.526	199.5	21:25.001
8	1	2:08.864	25.482	1:03.641	39.741	195.6	23:33.865
9	1	2:26.914B	26.606	1:04.503	55.805	190.6	26:00.779
10	1	3:40.128	1:54.268	1:05.070	40.790		29:40.907
11	1	2:12.533	26.689	1:05.913	39.931	204.3	31:53.440
12	1	2:10.581	25.979	1:04.025	40.577	202.0	34:04.021
13	1	2:31.201B	27.411	1:09.611	54.179	175.7	36:35.222

159 DATSUN 510 sss
1.Alexandre LEAL H71
2.Nelson REGO

1	1	5:41.289	3:45.368	1:13.647	42.274		5:41.289
2	1	2:13.947	27.475	1:05.651	40.821	186.1	7:55.236
3	1	2:12.436	26.934	1:04.131	41.371	192.9	10:07.672
4	1	2:12.856	26.435	1:05.669	40.752	184.5	12:20.528
5	1	2:10.769	26.140	1:03.806	40.823	193.6	14:31.297
6	1	2:13.399	26.830	1:05.294	41.275	188.6	16:44.696
7	1	2:11.941	26.717	1:04.174	41.050	188.3	18:56.637
8	1	2:26.005B	26.316	1:04.990	54.699	188.3	21:22.642
9	1	6:07.874	4:07.877	1:15.323	44.674		27:30.516
10	1	2:16.947	26.818	1:07.203	42.926	184.5	29:47.463
11	1	2:18.677	27.334	1:09.664	41.679	189.6	32:06.140
12	1	2:27.350B	26.825	1:06.388	54.137	183.3	34:33.490
13	1	4:55.142	3:03.199	1:10.344	41.599		39:28.632
14	1	2:18.347	28.404	1:07.057	42.886	181.2	41:46.979

174 PORSCHE 2.5 ST
1. Antonio CASTRO H71

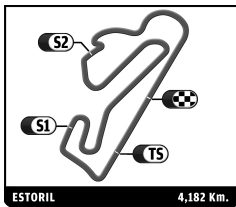
1	1	6:53.960B	4:37.620	1:14.774	1:01.566		6:53.960
2	1	3:33.556	1:37.182	1:10.761	45.613		10:27.516
3	1	2:27.819	32.991	1:09.524	45.304	150.4	12:55.335
4	1	2:23.784	30.167	1:09.792	43.825	157.2	15:19.119
5	1	2:20.701	29.012	1:08.484	43.205	166.2	17:39.820
6	1	2:43.273B	31.507	1:11.480	1:00.286	170.8	20:23.093
7	1	3:49.992	1:58.541	1:09.048	42.403		24:13.085
8	1	2:20.740	29.341	1:08.870	42.529	173.2	26:33.825
9	1	2:19.735	28.293	1:07.565	43.877	163.0	28:53.560
10	1	2:18.851	28.475	1:07.545	42.831	163.2	31:12.411
11	1	2:17.373	27.540	1:07.625	42.208	176.8	33:29.784

167 DATSUN 1200
1.João NEVES GDS
2.Paulo SANTOS

1	1	4:01.041	2:02.254	1:14.281	44.506		4:01.041
2	1	2:22.845	29.922	1:08.580	44.343	156.8	6:23.886
3	1	2:48.347B	30.306	1:13.875	1:04.166	139.2	9:12.233
4	1	3:54.085	1:58.603	1:11.803	43.679		13:06.318

176 PORSCHE 911 3.0RS
1.Eduardo DAVILA H76

1	1	5:15.288	3:30.925	1:05.105	39.258		5:15.288
2	1	2:17.301	25.725	1:02.041	49.535	185.7	7:32.589
3	1	2:30.600	25.881	1:24.914	39.805	184.8	10:03.189
4	1	2:07.227	25.597	1:03.077	38.553	190.2	12:10.416



IBERIAN HISTORIC ENDURANCE ESTORIL CLASSICS QUALIFYING

Sector Analysis

Personal Best Session Best B Crossing the finish line in pit lane

Lap	D	Time	Sector 1	Sector 2	Sector 3	T. Spd	Elapsed
5	1	2:08.407	25.560	1:02.144	40.703	173.0	14:18.823
6	1	2:05.307	25.501	1:00.502	39.304	192.5	16:24.130
7	1	2:07.318	26.048	1:03.033	38.237	186.7	18:31.448
8	1	2:08.042			39.694	174.9	20:39.490
9	1	2:06.853	24.795	1:03.454	38.604	191.5	22:46.343
10	1	2:04.676	25.008	1:01.052	38.616	193.9	24:51.019
11	1	2:05.907	24.798	1:02.365	38.744	190.6	26:56.926
12	1	2:06.084	24.866	1:02.545	38.673	188.3	29:03.010
13	1	2:09.950	24.373	2:05.748	39.829	197.0	32:12.960
14	1	2:06.999	25.080	1:02.702	39.217	190.9	34:19.959
15	1	2:07.040	26.023	1:01.843	39.174	192.9	36:26.999
16	1	2:06.208	24.647	1:00.902	40.659	191.5	38:33.207

180		FORD Escort RS2000		1.Mauro FERNANDES		H76
-----	--	--------------------	--	-------------------	--	-----

1	1	6:42.215	4:42.137	1:15.808	44.270		6:42.215	
2	1	2:16.232	27.713	1:06.827	41.692	163.2	8:58.447	
3	1	2:12.701	26.929	1:05.036	40.736	178.3	11:11.148	
4	1	2:13.474	26.790	1:05.682	41.002	174.9	13:24.622	
5	1	2:10.369	26.722	1:03.654	39.993	183.9	15:34.991	
6	1	2:31.553	B	26.928	1:03.802	1:00.823	186.1	18:06.544
7	1	5:41.669	3:56.014	1:05.231	40.424		23:48.213	
8	1	2:10.545	25.760	1:04.186	40.599	185.4	25:58.758	
9	1	2:08.936	25.626	1:03.256	40.054	201.7	28:07.694	
10	1	2:10.207	26.123	1:03.681	40.403	185.7	30:17.901	
11	1	2:14.743	29.669	1:04.624	40.450	185.4	32:32.644	
12	1	2:43.982	B	26.340	1:15.738	1:01.904	194.6	35:16.626
13	1	3:31.292	1:48.010	1:03.348	39.934		38:47.918	
14	1	2:09.713	25.676	1:02.813	41.224	196.7	40:57.631	

196		PORSCHÉ 356		1.Pedro MORIYON		2.José CARVALHOSA		H65
-----	--	-------------	--	-----------------	--	-------------------	--	-----

1	1	4:45.305	2:30.160	1:25.005	50.140		4:45.305	
2	1	2:55.278	B	34.039	1:19.969	1:01.270	124.9	7:40.583
3	1	4:50.399	2:50.842	1:14.459	45.098		12:30.982	
4	1	2:25.604	29.706	1:11.911	43.987	165.2	14:56.586	
5	1	2:38.026	B	29.072	1:11.325	57.629	164.0	17:34.612
6	1	4:35.477	2:36.344	1:14.602	44.531		22:10.089	
7	1	2:27.894	31.078	1:11.988	44.828	152.0	24:37.983	
8	1	2:28.993	29.508	1:15.107	44.378	153.3	27:06.976	
9	1	2:25.943	30.031	1:11.736	44.176	146.8	29:32.919	
10	1	2:26.729	29.911	1:12.437	44.381	149.1	31:59.648	
11	1	2:25.030	29.701	1:10.824	44.505	158.3	34:24.678	
12	1	2:58.848	B	29.582	1:13.637	1:15.629	157.7	37:23.526

211		ALFA ROMEO GTA		1.Manuel MELO		2.Manuel OLIVEIRA		GDS
-----	--	----------------	--	---------------	--	-------------------	--	-----

1	1	6:32.232	4:31.265	1:16.237	44.730		6:32.232	
2	1	2:25.155	29.403	1:10.539	45.213	170.8	8:57.387	
3	1	2:19.514	27.805	1:08.259	43.450	177.4	11:16.901	
4	1	2:18.726	27.314	1:08.154	43.258	192.2	13:35.627	
5	1	2:17.334	27.089	1:07.655	42.590	186.1	15:52.961	
6	1	2:19.628	26.809	1:07.675	45.144	191.5	18:12.589	
7	1	2:16.632	27.072	1:07.040	42.520	192.2	20:29.221	
8	1	2:37.340	B	27.938	1:10.386	59.016	168.7	23:06.561
9	1	4:19.353	2:21.943	1:11.979	45.431		27:25.914	
10	1	2:25.974	30.073	1:11.422	44.479	146.6	29:51.888	

11	1	2:25.291	29.520	1:11.036	44.735	154.6	32:17.179
12	1	2:25.024	29.392	1:11.459	44.173	158.8	34:42.203
13	1	2:25.564	30.231	1:11.210	44.123	150.4	37:07.767
14	1	2:26.970	31.406	1:11.147	44.417	157.4	39:34.737
15	1	2:26.095	29.633	1:12.511	43.951	158.1	42:00.832

216		VOLVO 121		1.Jorge GUIMARÃES		H71
-----	--	-----------	--	-------------------	--	-----

1	1	4:42.722	2:48.039	1:09.995	44.688		4:42.722	
2	1	2:19.058	27.851	1:08.079	43.128	175.4	7:01.780	
3	1	2:17.908	27.711	1:07.357	42.840	181.2	9:19.688	
4	1	2:20.390	28.213	1:09.135	43.042	168.2	11:40.078	
5	1	2:45.355	B	30.005	1:14.201	1:01.149	149.1	14:25.433
6	1	3:56.528	2:03.109	1:09.298	44.121		18:21.961	
7	1	2:35.556	B	31.827	1:10.221	53.508	152.9	20:57.517
8	1	6:36.792	4:43.879	1:10.053	42.860		27:34.309	
9	1	2:25.324	28.187	1:12.895	44.242	174.3	29:59.633	
10	1	2:25.168	28.898	1:12.749	43.521	165.7	32:24.801	
11	1	2:39.235	B	29.580	1:16.266	53.389	154.1	35:04.036
12	1	4:24.070	2:34.502	1:07.203	42.365		39:28.106	
13	1	2:17.912	28.419	1:06.368	43.125	165.0	41:46.018	

218		ALFA ROMEO GTAm		1.Peter PRALLER		2.Malte FROMM		H71
-----	--	-----------------	--	-----------------	--	---------------	--	-----

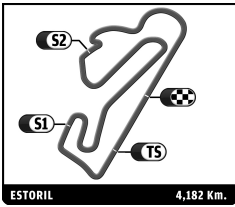
1	1	3:03.230	1:07.860	1:14.238	41.132		3:03.230	
2	1	2:13.733	28.293	1:05.328	40.112	196.7	5:16.963	
3	1	2:09.617	26.319	1:03.409	39.889	197.7	7:26.580	
4	1	2:09.180	26.130	1:03.150	39.900	188.9	9:35.760	
5	1	2:24.460	B	25.908	1:04.712	53.840	183.6	12:00.220
6	1	3:27.124	1:43.379	1:03.516	40.229		15:27.344	
7	1	2:06.963	25.655	1:02.376	38.932	199.1	17:34.307	
8	1	2:07.840	25.419	1:02.311	40.110	188.6	19:42.147	
9	1	2:06.694	25.318	1:02.158	39.218	195.6	21:48.841	
10	1	2:05.781	25.379	1:01.704	38.698	197.4	23:54.622	
11	1	2:05.405	25.070	1:01.552	38.783	202.4	26:00.027	
12	1	2:05.836	24.994	1:02.047	38.795	204.7	28:05.863	
13	1	2:08.986	25.223	1:02.687	41.076	203.5	30:14.849	
14	1	2:09.735	26.374	1:02.691	40.670	213.8	32:24.584	
15	1	2:27.078	B	24.967	1:05.765	56.346	201.7	34:51.662

220		ALFA ROMEO Ti Super		1.Paulo ROMPANTE		GTPSC
-----	--	---------------------	--	------------------	--	-------

1	1	5:39.041	3:39.160	1:15.554	44.327		5:39.041	
2	1	2:19.123	29.258	1:07.387	42.478	160.2	7:58.164	
3	1	2:18.917	28.721	1:07.578	42.618	190.9	10:17.081	
4	1	2:18.370	27.254	1:08.422	42.694	193.9	12:35.451	
5	1	2:15.888	27.115	1:06.178	42.595	177.7	14:51.339	
6	1	2:31.953	B	27.228	1:06.568	58.157	177.1	17:23.292
7	1	4:36.605	2:46.667	1:07.395	42.543		21:59.897	
8	1	2:16.444	27.217	1:06.801	42.426	180.9	24:16.341	
9	1	2:15.030	26.672	1:06.511	41.847	193.6	26:31.371	
10	1	2:14.879	26.982	1:06.180	41.717	174.9	28:46.250	

221		BMW 1800 TISA		1.Alberto VELEZ-GRILO		2.Tomaz VELEZ-GRILO		GDS
-----	--	---------------	--	-----------------------	--	---------------------	--	-----

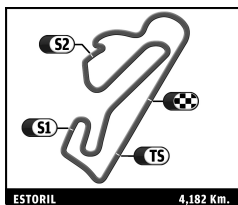
1	1	6:51.291	4:48.222	1:17.907	45.162		6:51.291
2	1	2:32.106	31.651	1:14.940	45.515	152.7	9:23.397



IBERIAN HISTORIC ENDURANCE ESTORIL CLASSICS QUALIFYING

Sector Analysis

							■ Personal Best ■ Session Best ■ Crossing the finish line in pit lane								
Lap	D	Time	Sector 1	Sector 2	Sector 3	T. Spd	Elapsed	Lap	D	Time	Sector 1	Sector 2	Sector 3	T. Spd	Elapsed
3	1	2:29.039	29.589	1:12.511	46.939	169.0	11:52.436	13	1	2:01.645	24.433	59.736	37.476	199.1	33:37.533
4	1	2:28.235	29.833	1:12.363	46.039	169.2	14:20.671	14	1	4:11.603 B	24.213	1:00.085	2:47.305	212.5	37:49.136
5	1	2:29.517	29.596	1:13.277	46.644	162.5	16:50.188	15	1	2:26.117	48.281	59.699	38.137		40:15.253
6	1	2:32.345	29.616	1:15.107	47.622	166.7	19:22.533	222 MERLYN MK4 GTPSC 1. Carlos BARBOT 2. Diogo MATOS							
7	1	2:27.849	29.800	1:12.591	45.458	165.2	21:50.382	1	1	5:14.498	3:29.848	1:04.403	40.247		5:14.498
8	1	2:32.833	30.778	1:12.171	49.884	168.7	24:23.215	2	1	2:06.818	26.041	1:01.053	39.724	192.5	7:21.316
9	1	2:33.334 B	29.977	1:12.256	51.101	168.0	26:56.549	3	1	2:04.106	24.436	1:00.752	38.918	218.4	9:25.422
10	1	3:40.531	1:43.190	1:12.149	45.192		30:37.080	4	1	2:06.256	25.561	1:01.380	39.315	210.5	11:31.678
11	1	2:24.489	28.576	1:10.930	44.983	177.1	33:01.569	5	1	2:13.134 B	24.177	1:00.712	48.245	213.8	13:44.812
12	1	2:25.905	28.788	1:11.111	46.006	179.7	35:27.474	6	1	4:02.476	2:23.493	1:01.167	37.816		17:47.288
13	1	2:24.175	28.592	1:10.427	45.156	177.1	37:51.649	7	1	2:03.095	24.048	1:00.164	38.883	214.2	19:50.383
14	1	2:24.200	28.538	1:10.368	45.294	177.4	40:15.849	8	1	1:59.451	23.867	58.634	36.950	216.7	21:49.834
223 BMW 2002 Hi H76 1. Pedro OLIVEIRA 2. Rui GARCIA							9								
1	1	5:02.085	3:08.800				5:02.085	10	1	7:50.988	6:06.312	1:05.356	39.320		31:51.604
2	1	2:21.701		44.080			7:23.786	11	1	2:04.879	24.977	1:00.781	39.121	208.5	33:56.483
3	1	2:16.597					9:40.383	12	1	2:03.267	24.510	1:00.572	38.185	223.7	35:59.750
4	1	2:16.423					11:56.806	13	1	2:16.652 B	26.077	1:00.058	50.517	212.1	38:16.402
5	1	2:18.563					14:15.369	245 PORSCHE 904/6 H65 1. Thorkild STAMP 2. Michael HOLDEN							
6	1	3:42.078 B			1:54.173		17:57.447	1	1	4:12.341	2:11.550	1:19.875	40.916		4:12.341
7	1	2:54.958					20:52.405	2	1	2:13.177	26.398	1:04.925	41.854	201.7	6:25.518
8	1	2:24.701	29.779				23:17.106	3	1	2:12.059	26.232	1:03.149	42.678	187.3	8:37.577
9	1	2:17.582					25:34.688	4	1	2:06.381	25.057	1:02.135	39.189	202.4	10:43.958
10	1	2:18.013					27:52.701	5	1	2:07.577	25.039	1:02.784	39.754	212.9	12:51.535
11	1	9:03.093			5:13.263		36:55.794	6	1	2:12.919	25.080	1:02.206	45.633	210.9	15:04.454
12	1	2:13.987					39:09.781	7	1	2:12.938	27.811	1:05.348	39.779	188.9	17:17.392
13	1	2:12.690					41:22.471	8	1	2:05.511	25.015	1:01.405	39.091	212.9	19:22.903
224 LOTUS Elan H71 1. Valter FERNANDES 2. André MARQUES							9								
1	1	6:36.151	4:40.061	1:13.148	42.942		6:36.151	10	1	3:59.289	2:03.593	1:12.351	43.345		25:43.301
2	1	2:16.327	27.063	1:08.030	41.234	173.0	8:52.478	11	1	2:19.376	28.718	1:07.773	42.885	178.5	28:02.677
3	1	2:12.759	27.296	1:04.465	40.998	166.9	11:05.237	12	1	2:17.401	28.206	1:06.282	42.913	167.2	30:20.078
4	1	2:21.311	28.013	1:08.485	44.813	169.0	13:26.548	13	1	2:19.353	29.539	1:06.818	42.996	168.0	32:39.431
5	1	2:32.274 B	27.453	1:04.276	1:00.545	175.4	15:58.822	14	1	2:15.684	27.563	1:05.852	42.269	178.8	34:55.115
6	1	7:33.721	5:41.455	1:06.788	45.478		23:32.543	15	1	2:26.330	28.222	1:07.680	50.428	181.5	37:21.445
7	1	2:18.697	28.663	1:08.700	41.334	168.5	25:51.240	16	1	2:16.362	27.761	1:06.642	41.959	173.0	39:37.807
8	1	2:14.631	26.774	1:06.168	41.689	182.1	28:05.871	17	1	2:18.355	27.998	1:07.848	42.509	191.2	41:56.162
9	1	2:49.136 B	31.494	1:21.416	56.226	140.4	30:55.007	246 FERRARI 365 GTB/4 Daytona H76 1. Thorkild STAMP 2. Jakob V. HOLSTEIN							
10	1	7:27.379	5:07.232	1:35.534	44.613		38:22.386	1	1	4:05.218	2:09.957	1:13.236	42.025		4:05.218
11	1	2:13.613	27.696	1:05.008	40.909	168.5	40:35.999	2	1	2:18.025	29.399	1:08.536	40.090	138.3	6:23.243
225 PORSCHE 911 2.8 RSR H76 1. Mário MEIRELES 2. João P. M. SILVA							3								
1	1	6:23.868	4:31.944	1:09.941	41.983		6:23.868	4	1	2:08.357	26.507	1:03.846	38.004	164.0	10:41.840
2	1	2:15.439	28.576	1:07.353	39.510	172.4	8:39.307	5	1	2:07.509	25.771	1:03.191	38.547	172.7	12:49.349
3	1	2:06.945	25.731	1:02.645	38.569	192.9	10:46.252	6	1	2:13.046	25.505	1:03.174	44.367	178.3	15:02.395
4	1	2:09.588	25.279	1:04.553	39.756	194.2	12:55.840	7	1	2:07.602	25.865	1:03.339	38.398	168.7	17:09.997
5	1	2:08.680	26.405	1:02.311	39.964	190.2	15:04.520	8	1	2:28.070 B	25.455	1:04.674	57.941	184.2	19:38.067
6	1	2:06.536	24.797	1:02.963	38.776	195.3	17:11.056	9	1	6:16.249	4:32.700	1:04.372	39.177		25:54.316
7	1	2:07.028	24.992	1:02.548	39.488	198.1	19:18.084	10	1	2:07.427	25.913	1:02.274	39.240	180.6	28:01.743
8	1	2:06.246	24.721	1:01.375	40.150	197.0	21:24.330	11	1	2:06.241	25.164	1:01.525	39.552	187.3	30:07.984
9	1	2:04.860	24.747	1:00.577	39.536	203.2	23:29.190	12	1	2:48.188 B	48.461	1:06.566	53.161	207.4	32:56.172
10	1	2:22.479 B	25.253	1:03.110	54.116	197.7	25:51.669	13	1	3:28.887	1:48.711	1:01.659	38.517		36:25.059
11	1	3:41.193	2:01.015	1:02.100	38.078		29:32.862	14	1	2:05.830	24.492	1:01.909	39.429	194.9	38:30.889
12	1	2:03.026	24.471	1:01.070	37.485	208.9	31:35.888	15	1	2:03.871	24.512	1:01.230	38.129	196.0	40:34.760



IBERIAN HISTORIC ENDURANCE
ESTORIL CLASSICS
QUALIFYING

Sector Analysis

										Personal Best		Session Best		B Crossing the finish line in pit lane	
Lap	D	Time	Sector 1	Sector 2	Sector 3	T. Spd	Elapsed	Lap	D	Time	Sector 1	Sector 2	Sector 3	T. Spd	Elapsed
317		Porsche 911 SWB		1. Piero DAL MANSO 2. Nuno NUNES		3. José CARVALHOSA		GDS							
1	1	4:56.884	2:35.350	1:29.908	51.626		4:56.884								
2	1	2:38.961	34.222	1:15.894	48.845	124.3	7:35.845								
3	1	2:32.859	29.835	1:15.401	47.623	155.0	10:08.704								
4	1	2:32.686	32.212	1:13.361	47.113	150.8	12:41.390								
5	1	2:42.018	31.959	1:12.882	57.177	141.1	15:23.408								
6	1	4:22.515	2:22.071	1:13.270	47.174		19:45.923								
7	1	2:27.293	30.030	1:11.426	45.837	157.2	22:13.216								
8	1	2:38.659	29.505	1:11.568	57.586	160.6	24:51.875								
9	1	4:14.658	2:21.968	1:08.868	43.822		29:06.533								
10	1	2:18.978	27.537	1:07.761	43.680	176.5	31:25.511								
11	1	2:16.591	27.314	1:06.822	42.455	185.1	33:42.102								
12	1	2:35.314	26.944	1:11.613	56.757	192.2	36:17.416								
327		Porsche 911 SWB		1. Nuno NUNES 2. Piero DAL MASO		GDS									
1	1	4:29.097	2:23.649	1:19.823	45.625		4:29.097								
2	1	2:31.042	29.060	1:15.250	46.732	174.0	7:00.139								
3	1	2:18.274	27.339	1:08.143	42.792	192.9	9:18.413								
4	1	2:16.756	27.754	1:07.042	41.960	192.2	11:35.169								
5	1	2:15.880	27.102	1:06.863	41.915	198.4	13:51.049								
6	1	2:15.663	26.904	1:06.691	42.068	197.7	16:06.712								
7	1	2:25.023	27.027	1:06.913	51.083	198.4	18:31.735								
8	1	4:13.412	2:23.581	1:07.473	42.358		22:45.147								
9	1	2:15.351	27.292	1:06.051	42.008	190.9	25:00.498								
10	1	2:15.971	27.681	1:06.500	41.790	194.2	27:16.469								
11	1	2:17.945	27.297	1:07.782	42.866	195.3	29:34.414								
12	1	2:17.354	27.301	1:08.413	41.640	196.0	31:51.768								
13	1	2:20.890	29.918	1:08.455	42.517	195.3	34:12.658								
14	1	2:15.625	26.716	1:06.314	42.595	199.5	36:28.283								
15	1	2:15.255	26.834	1:06.454	41.967	196.3	38:43.538								
16	1	2:16.702	26.884	1:06.760	43.058	191.5	41:00.240								
337		Porsche 2.5 ST		1. Robert FROWEIN		H71									
1	1	4:29.110	2:28.157	1:17.424	43.529		4:29.110								
2	1	2:25.689	28.258	1:12.959	44.472	189.9	6:54.799								
3	1	2:20.779	28.862	1:08.511	43.406	172.7	9:15.578								
4	1	2:16.247	27.619	1:06.432	42.196	171.1	11:31.825								
5	1	2:16.045	28.025	1:06.308	41.712	191.5	13:47.870								
6	1	2:27.944	27.342	1:06.870	53.732	187.0	16:15.814								
7	1	4:26.706	2:37.473	1:07.034	42.199		20:42.520								
8	1	2:14.991	26.932	1:05.370	42.689	182.7	22:57.511								
9	1	2:13.361	27.048	1:05.593	40.720	196.7	25:10.872								
10	1	2:12.857	26.798	1:04.573	41.486	189.6	27:23.729								
11	1	2:14.839	27.035	1:06.493	41.311	178.5	29:38.568								
12	1	2:13.624	26.538	1:06.326	40.760	194.2	31:52.192								
13	1	2:13.823	26.657	1:05.761	41.405	200.9	34:06.015								
14	1	2:12.797	26.399	1:05.248	41.150	187.6	36:18.812								
15	1	2:14.529	26.650	1:05.395	42.484	191.9	38:33.341								
16	1	2:17.279	26.962	1:05.762	44.555	181.2	40:50.620								
501		Ford Escort RS2000		1. Carlos DIAS PEDRO 2. Ricardo PEREIRA		H76									
1	1	6:11.484	4:20.585	1:09.686	41.213		6:11.484								