

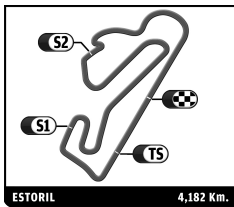


SIXTIES' ENDURANCE
ESTORIL CLASSICS
RACE

Sector Analysis

Personal Best Session Best B Crossing the finish line in pit lane

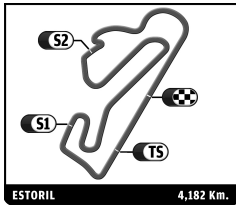
Lap	D	Time	Sector 1	Sector 2	Sector 3	T. Spd	Elapsed	Lap	D	Time	Sector 1	Sector 2	Sector 3	T. Spd	Elapsed							
40	2	2:00.641	23.750	58.718	38.173	207.4	1:34:59.307	41	2	2:13.411	26.899	1:05.106	41.406	182.1	1:42:57.977							
41	2	2:02.025	24.455	59.318	38.252	203.9	1:37:01.332	42	2	2:14.639	27.394	1:05.692	41.553	173.0	1:45:12.616							
42	2	2:01.052	23.957	59.177	37.918	202.8	1:39:02.384	43	2	2:13.525	26.522	1:05.700	41.303	187.0	1:47:26.141							
43	2	2:00.827	23.749	58.608	38.470	205.4	1:41:03.211	44	2	2:14.553	27.171	1:06.026	41.356	172.1	1:49:40.694							
44	2	2:00.931	23.886	58.623	38.422	204.3	1:43:04.142	45	2	2:30.898			41.984	172.4	1:52:11.592							
45	2	2:00.423	24.094	59.038	37.291	205.8	1:45:04.565	46	2	2:12.946	26.944	1:05.093	40.909	177.4	1:54:24.538							
46	2	1:59.921	24.021	58.582	37.318	198.1	1:47:04.486	47	2	2:13.616	26.331	1:05.186	42.099	184.8	1:56:38.154							
47	2	2:00.890	23.953	58.898	38.039	209.3	1:49:05.376	48	2	2:13.900	26.588	1:05.512	41.800	185.4	1:58:52.054							
48	2	2:00.826	23.984	59.442	37.400	208.5	1:51:06.202	49	2	2:15.759	27.002	1:06.668	42.089	196.7	2:01:07.813							
49	2	1:59.185	23.846	58.292	37.047	203.9	1:53:05.387	50	2	2:19.587	29.951	1:08.513	41.123	190.9	2:03:27.400							
50	2	2:00.813	24.340	58.804	37.669	203.9	1:55:06.200	34 MG B 1963 1. Romain GUERARDELLE GT2 1 1 2:34.633 40.013 1:08.967 45.653 2:34.633 2 1 2:14.731 26.570 1:06.624 41.537 194.6 4:49.364 3 1 2:17.318 27.206 1:07.472 42.640 189.6 7:06.682 4 1 2:13.524 26.590 1:05.305 41.629 192.9 9:20.206 5 1 2:13.637 26.588 1:05.903 41.146 190.9 11:33.843 6 1 2:14.099 26.772 1:05.871 41.456 189.2 13:47.942 7 1 2:13.581 26.712 1:05.774 41.095 189.9 16:01.523 8 1 2:14.122 26.702 1:06.138 41.282 186.1 18:15.645 9 1 2:37.965 B 26.652 1:09.327 1:01.986 190.6 20:53.610 10 1 3:27.146 B 1:09.433 1:20.580 57.133 24:20.756														
51	2	1:59.778	23.817	58.483	37.478	202.0	1:57:05.978															
52	2	1:59.497	24.199	58.285	37.013	199.1	1:59:05.475															
53	2	2:00.629	23.926	58.403	38.300	197.7	2:01:06.104															
54	2	2:03.371	26.868	59.082	37.421	180.9	2:03:09.475															
33 ALFA ROMEO Giulia Sprint GTA 1965 1. Rory JACK GT2 2. Roderick JACK 1 1 2:31.307 40.331 1:07.883 43.093 2:31.307 2 1 2:16.752 26.626 1:07.466 42.660 192.9 4:48.059 3 1 2:14.530 27.124 1:05.705 41.701 179.7 7:02.589 4 1 2:13.326 26.516 1:05.524 41.286 186.7 9:15.915 5 1 2:13.676 26.231 1:06.343 41.102 188.6 11:29.591 6 1 2:12.413 26.502 1:04.737 41.174 188.3 13:42.004 7 1 2:11.745 26.117 1:04.813 40.815 193.9 15:53.749 8 1 2:11.948 25.910 1:04.660 41.378 190.9 18:05.697 9 1 2:12.522 26.441 1:04.521 41.560 182.1 20:18.219 10 1 2:14.784 26.946 1:05.901 41.937 199.9 22:33.003 11 1 2:14.442 26.375 1:05.727 42.340 174.9 24:47.445 12 1 2:18.166 26.678 1:08.010 43.478 175.7 27:05.611 13 1 2:12.819 26.480 1:04.929 41.410 183.3 29:18.430 14 1 2:16.471 26.537 1:07.175 42.759 181.8 31:34.901 15 1 2:14.018 27.127 1:04.798 42.093 177.1 33:48.919 16 1 2:17.027 26.936 1:05.658 44.433 173.5 36:05.946 17 1 2:55.582 32.765 1:28.850 53.967 123.5 39:01.528 18 1 2:41.222 41.636 1:17.953 41.633 91.2 41:42.750 19 1 2:15.635 27.161 1:06.642 41.832 178.5 43:58.385 20 1 2:14.482 27.109 1:05.304 42.069 169.0 46:12.867 21 1 2:12.407 26.587 1:04.504 41.316 184.2 48:25.274 22 1 2:11.470 25.924 1:04.619 40.927 192.9 50:36.744 23 1 2:13.472 26.777 1:05.625 41.070 190.2 52:50.216 24 1 2:14.068 26.162 1:06.102 41.804 190.6 55:04.284 25 1 2:15.355 26.405 1:06.092 42.858 189.2 57:19.639 26 1 2:12.958 26.565 1:04.961 41.432 191.5 59:32.597 27 1 3:29.478 B 32.462 1:26.937 1:30.079 166.9 1:03:02.075 28 2 8:29.551 B 5:46.451 1:32.026 1:11.074 1:11:31.626 29 2 3:53.586 1:59.965 1:08.734 44.887 1:15:25.212 30 2 2:13.932 26.729 1:05.745 41.458 195.3 1:17:39.144 31 2 2:16.053 27.721 1:06.831 41.501 173.5 1:19:55.197 32 2 2:15.347 26.875 1:06.398 42.074 181.5 1:22:10.544 33 2 2:24.829 27.146 1:05.216 52.467 176.3 1:24:35.373 34 2 2:46.729 39.587 1:23.197 43.945 95.9 1:27:22.102 35 2 2:14.325 26.595 1:05.194 42.536 185.7 1:29:36.427 36 2 2:14.220 27.618 1:05.083 41.519 175.4 1:31:50.647 37 2 2:13.027 26.516 1:05.457 41.054 183.3 1:34:03.674 38 2 2:13.863 26.819 1:06.221 40.823 177.7 1:36:17.537 39 2 2:13.397 26.746 1:05.333 41.318 174.9 1:38:30.934 40 2 2:13.632 27.027 1:05.669 40.936 180.6 1:40:44.566																						
															39 AUSTIN-HEALEY 100 M Le Mans 1954 1. Stéphane GUYOT-SIONN GT3 2. Baptiste GUYOT-SIONNE 1 1 2:44.873 47.796 1:12.541 44.536 2:44.873 2 1 2:25.577 29.752 1:11.972 43.853 164.0 5:10.450 3 1 2:24.301 28.804 1:12.098 43.399 163.7 7:34.751 4 1 2:23.303 29.105 1:10.756 43.442 158.8 9:58.054 5 1 2:26.229 28.521 1:12.998 44.710 159.7 12:24.283 6 1 2:32.361 28.620 1:16.323 47.418 164.0 14:56.644 7 1 2:29.515 29.822 1:13.247 46.446 166.4 17:26.159 8 1 2:26.623 30.139 1:11.397 45.087 164.5 19:52.782 9 1 2:24.747 28.849 1:12.122 43.776 158.8 22:17.529 10 1 2:25.517 30.137 1:12.442 42.938 154.4 24:43.046 11 1 2:27.950 29.930 1:11.970 46.050 161.6 27:10.996 12 1 2:26.379 30.220 1:11.883 44.276 150.6 29:37.375 13 1 2:25.345 30.760 1:10.593 43.992 151.0 32:02.720 14 1 2:25.718 29.421 1:11.498 44.799 159.3 34:28.438 15 1 2:34.373 27.905 1:12.372 54.096 168.2 37:02.811 16 1 3:06.658 41.078 1:30.182 55.398 85.8 40:09.469 17 1 2:30.454 35.175 1:11.571 43.708 115.6 42:39.923 18 1 2:26.388 29.340 1:11.947 45.101 148.9 45:06.311 19 1 2:24.667 28.949 1:11.956 43.762 156.1 47:30.978 20 1 2:23.451 28.846 1:10.821 43.784 165.4 49:54.429 21 1 2:24.592 28.825 1:11.176 44.591 159.3 52:19.021 22 1 2:24.945 30.166 1:10.769 44.010 164.0 54:43.966 23 1 2:24.588 28.911 1:11.575 44.102 160.4 57:08.554 24 1 2:22.738 28.504 1:10.508 43.726 158.3 59:31.292 25 1 2:54.500 33.092 1:26.334 55.074 159.3 1:02:25.792 26 1 3:16.755 41.802 1:31.602 1:03.351 83.2 1:05:42.547 27 1 3:38.288 B 47.235 1:39.488 1:11.565 76.7 1:09:20.835 28 2 8:19.275 5:58.720 1:26.319 54.236 1:17:40.110 29 2 2:49.000 36.414 1:21.976 50.610 113.7 1:20:29.110 30 2 2:49.359 35.486 1:22.750 51.123 121.5 1:23:18.469 31 2 3:12.558 39.036 1:34.391 59.131 135.8 1:26:31.027							



SIXTIES' ENDURANCE
ESTORIL CLASSICS
RACE

Sector Analysis

Lap	D	Time	Sector 1	Sector 2	Sector 3	T. Spd	Elapsed	Lap	D	Time	Sector 1	Sector 2	Sector 3	T. Spd	Elapsed
<p style="text-align: right;"> ■ Personal Best ■ Session Best ■ Crossing the finish line in pit lane </p>															
63 JAGUAR E-Type 3.8 1963 1. Stéphane WIMEZ 2. Jacques-Alexandre FONTJ GT4								12 1 2:27.182 30.059 1:12.287 44.836 162.3 29:35.555 13 1 2:26.064 30.771 1:10.472 44.821 168.7 32:01.619 14 1 2:27.805 29.503 1:11.404 46.898 168.2 34:29.424 15 1 2:34.377 29.075 1:09.273 56.029 183.0 37:03.801 16 1 3:06.886 42.172 1:29.684 55.030 85.7 40:10.687 17 1 2:36.124 37.719 1:12.286 46.119 95.7 42:46.811 18 1 2:23.783 29.338 1:10.564 43.881 174.9 45:10.594 19 1 2:25.433 30.339 1:11.003 44.091 174.0 47:36.027 20 1 2:26.884 29.679 1:09.992 47.213 156.8 50:02.911 21 1 2:22.092 28.938 1:08.871 44.283 181.8 52:25.003 22 1 2:27.090 29.409 1:11.596 46.085 172.1 54:52.093 23 1 2:51.707 B 31.440 1:10.896 1:09.371 147.8 57:43.800 24 2 8:51.488 6:20.394 1:33.747 57.347 1:06:35.288 25 2 3:22.513 46.946 1:35.763 59.804 68.9 1:09:57.801 26 2 3:24.238 48.276 1:33.416 1:02.546 58.0 1:13:22.039 27 2 2:42.455 42.135 1:14.498 45.822 82.2 1:16:04.494 28 2 2:27.164 29.074 1:12.290 45.800 177.1 1:18:31.658 29 2 2:29.522 31.432 1:12.650 45.440 159.7 1:21:01.180 30 2 2:30.104 30.706 1:14.320 45.078 163.7 1:23:31.284 31 2 3:04.841 31.618 1:33.063 1:00.160 166.4 1:26:36.125 32 2 2:38.702 37.507 1:12.910 48.285 92.8 1:29:14.827 33 2 2:29.525 29.104 1:15.004 45.417 160.6 1:31:44.352 34 2 2:34.331 30.176 1:15.646 48.509 153.5 1:34:18.683 35 2 2:31.653 29.927 1:15.343 46.383 171.3 1:36:50.336 36 2 2:35.029 29.520 1:20.037 45.472 159.5 1:39:25.365 37 2 2:28.331 29.462 1:13.716 45.153 147.4 1:41:53.696 38 2 2:34.016 30.386 1:16.613 47.017 150.4 1:44:27.712 39 2 2:28.112 29.475 1:13.864 44.773 157.7 1:46:55.824 40 2 2:36.704 31.450 1:19.164 46.090 133.6 1:49:32.528 41 2 2:32.231 31.667 1:13.347 47.217 158.3 1:52:04.759 42 2 2:32.398 32.192 1:14.409 45.797 151.8 1:54:37.157 43 2 2:34.559 30.532 1:16.027 48.000 145.8 1:57:11.716 44 2 2:33.300 31.757 1:15.687 45.856 152.9 1:59:45.016 45 2 2:34.402 30.790 1:16.701 46.911 153.7 2:02:19.418							
64 SHELBY Cobra 289 1965 1. Leon EBELING 2. Andrew NEWALL GT5								31 2 3:04.841 31.618 1:33.063 1:00.160 166.4 1:26:36.125 32 2 2:38.702 37.507 1:12.910 48.285 92.8 1:29:14.827 33 2 2:29.525 29.104 1:15.004 45.417 160.6 1:31:44.352 34 2 2:34.331 30.176 1:15.646 48.509 153.5 1:34:18.683 35 2 2:31.653 29.927 1:15.343 46.383 171.3 1:36:50.336 36 2 2:35.029 29.520 1:20.037 45.472 159.5 1:39:25.365 37 2 2:28.331 29.462 1:13.716 45.153 147.4 1:41:53.696 38 2 2:34.016 30.386 1:16.613 47.017 150.4 1:44:27.712 39 2 2:28.112 29.475 1:13.864 44.773 157.7 1:46:55.824 40 2 2:36.704 31.450 1:19.164 46.090 133.6 1:49:32.528 41 2 2:32.231 31.667 1:13.347 47.217 158.3 1:52:04.759 42 2 2:32.398 32.192 1:14.409 45.797 151.8 1:54:37.157 43 2 2:34.559 30.532 1:16.027 48.000 145.8 1:57:11.716 44 2 2:33.300 31.757 1:15.687 45.856 152.9 1:59:45.016 45 2 2:34.402 30.790 1:16.701 46.911 153.7 2:02:19.418							
66 MORGAN +4 1965 1. Thierry ROGEON 2. Stéphane MOREAU GT3								67 SHELBY Mustang GT350 1965 1. Thomas STUDER GT5							
1 1 2:44.478 47.592 1:11.933 44.953 2:44.478 2 1 2:28.374 31.721 1:11.918 44.735 160.9 5:12.852 3 1 2:27.315 29.798 1:12.157 45.360 148.3 7:40.167 4 1 2:25.926 30.194 1:11.353 44.379 151.2 10:06.093 5 1 2:25.157 29.528 1:11.072 44.557 158.1 12:31.250 6 1 2:28.909 29.885 1:13.895 45.129 168.0 15:00.159 7 1 2:25.741 29.307 1:10.818 45.616 155.2 17:25.900 8 1 2:25.391 29.399 1:11.173 44.819 165.0 19:51.291 9 1 2:25.594 29.897 1:10.055 45.642 163.2 22:16.885 10 1 2:25.115 29.649 1:10.862 44.604 158.8 24:42.000 11 1 2:26.373 29.265 1:10.406 46.702 162.8 27:08.373								1 1 2:18.740 34.975 1:03.839 39.926 2:18.740 2 1 2:06.262 25.668 1:01.329 39.265 184.8 4:25.002 3 1 2:06.150 25.346 1:01.467 39.337 192.2 6:31.152 4 1 2:07.186 25.228 1:02.609 39.349 183.0 8:38.338 5 1 2:06.288 24.868 1:01.548 39.872 187.3 10:44.626 6 1 2:06.277 25.404 1:01.404 39.469 185.1 12:50.903 7 1 2:08.088 25.225 1:01.913 40.950 188.9 14:58.991 8 1 2:10.258 27.422 1:01.705 41.131 176.5 17:09.249 9 1 2:07.079 25.747 1:02.066 39.266 174.0 19:16.328 10 1 2:07.001 25.349 1:01.582 40.070 178.8 21:23.329 11 1 2:06.377 25.433 1:01.183 39.761 173.0 23:29.706 12 1 2:07.907 25.732 1:02.488 39.687 179.7 25:37.613 13 1 2:11.098 26.158 1:03.939 41.001 191.5 27:48.711 14 1 2:06.183 25.335 1:01.083 39.765 178.0 29:54.894 15 1 2:07.469 25.270 1:01.066 41.133 187.0 32:02.363 16 1 2:07.432 25.702 1:01.872 39.858 179.4 34:09.795 17 1 2:18.453 25.430 1:01.605 51.418 182.1 36:28.248 18 1 3:18.627 B 44.171 1:26.798 1:07.658 88.7 39:46.875 19 1 7:36.402 5:54.655 1:02.579 39.168 47:23.277 20 1 2:06.903 25.208 1:01.524 40.171 181.5 49:30.180 21 1 2:08.589 26.381 1:02.440 39.768 159.9 51:38.769							



SIXTIES' ENDURANCE
ESTORIL CLASSICS
RACE

Sector Analysis

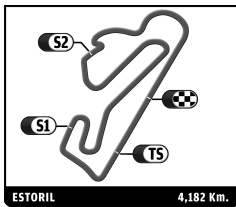
Personal Best Session Best B Crossing the finish line in pit lane

Lap	D	Time	Sector 1	Sector 2	Sector 3	T. Spd	Elapsed	Lap	D	Time	Sector 1	Sector 2	Sector 3	T. Spd	Elapsed
13	2	2:08.210	25.921	1:02.669	39.620	170.3	28:26.338	1	1	2:27.929	45.694	1:01.992	40.243		2:27.929
14	2	2:10.635	26.574	1:04.458	39.603	184.8	30:36.973	2	1	2:04.712	25.140	1:01.210	38.362	178.3	4:32.641
15	2	2:11.193	26.043	1:03.390	41.760	193.6	32:48.166	3	1	2:04.506	24.652	1:01.616	38.238	189.6	6:37.147
16	2	2:06.289	25.125	1:01.629	39.535	188.0	34:54.455	4	1	2:04.050	24.449	1:00.853	38.748	185.7	8:41.197
17	2	2:35.995	25.398	1:11.524	59.073	163.7	37:30.450	5	1	2:19.755	29.729	1:00.372	49.654	202.0	11:00.952
18	2	2:59.986	43.800	1:31.761	44.425	79.7	40:30.436	6	1	2:03.839	24.572	1:00.385	38.882	184.8	13:04.791
19	2	2:15.585	27.994	1:04.585	43.006	139.5	42:46.021	7	1	2:04.534	24.480	1:01.069	38.985	191.5	15:09.325
20	2	2:11.334	25.648	1:04.252	41.434	182.7	44:57.355	8	1	2:04.489	24.592	1:01.295	38.602	183.9	17:13.814
21	2	2:06.445	25.372	1:01.494	39.579	176.5	47:03.800	9	1	2:04.306	24.896	1:01.241	38.169	206.2	19:18.120
22	2	2:06.430	25.536	1:01.232	39.662	185.1	49:10.230	10	1	2:04.945	24.858	1:00.770	39.317	174.3	21:23.065
23	2	2:05.716	25.280	1:01.414	39.022	178.5	51:15.946	11	1	2:04.871	24.433	1:00.686	39.752	188.0	23:27.936
24	2	2:06.412	25.166	1:02.154	39.092	182.1	53:22.358	12	1	2:11.084	31.347	1:00.848	38.889	203.2	25:39.020
25	2	2:06.842	25.663	1:02.270	38.909	188.9	55:29.200	13	1	2:06.778	25.216	1:02.656	38.906	183.0	27:45.798
26	2	2:09.246	27.309	1:01.586	40.351	173.0	57:38.446	14	1	2:03.689	24.884	1:00.342	38.463	187.6	29:49.487
27	2	2:07.959	26.194	1:02.814	38.951	180.9	59:46.405	15	1	2:03.779	24.609	1:00.914	38.256	178.0	31:53.266

Lap	D	Time	Sector 1	Sector 2	Sector 3	T. Spd	Elapsed
1	2	2:29.794	45.966	1:03.391	40.437		2:29.794
2	2	2:07.391	25.581	1:03.089	38.721	197.7	4:37.185
3	2	2:06.112	25.200	1:01.366	39.546	196.3	6:43.297
4	2	2:04.128	24.154	1:01.109	38.865	200.6	8:47.425
5	2	2:04.203	24.804	1:00.744	38.655	205.4	10:51.628
6	2	2:02.729	23.976	59.954	38.799	207.4	12:54.357
7	2	2:04.743	24.968	1:00.106	39.669	204.7	14:59.100
8	2	2:03.672	25.496	1:00.138	38.038	195.6	17:02.772
9	2	2:08.323	25.004	1:03.039	40.280	188.3	19:11.095
10	2	2:08.572	26.630	1:02.324	39.618	198.1	21:19.667
11	2	2:08.440	25.444	1:02.534	40.462	188.0	23:28.107
12	2	2:08.942	25.939	1:02.291	40.712	197.4	25:37.049
13	2	2:12.102	25.659	1:03.637	42.806	197.4	27:49.151
14	2	2:26.079 B	27.494	1:06.541	52.044	171.3	30:15.230
15	2	9:46.649	7:23.127	1:28.307	55.215		40:01.879
16	2	2:22.661	36.535	1:04.200	41.926	79.8	42:24.540
17	2	2:17.111	28.923	1:04.937	43.251	164.5	44:41.651
18	2	2:19.271	29.013	1:07.037	43.221	156.5	47:00.922
19	2	2:46.480 B	27.452	1:07.940	1:11.088	163.7	49:47.402
20	1	7:33.938	5:41.620	1:07.144	45.174		57:21.340
21	1	2:15.833	27.790	1:05.812	42.231	170.6	59:37.173
22	1	2:57.863	31.363	1:28.027	58.473	173.5	1:02:35.036
23	1	3:14.152	44.603	1:30.798	58.751	76.7	1:05:49.188
24	1	3:26.739	46.369	1:38.462	1:01.908	73.3	1:09:15.927
25	1	3:20.146	45.274	1:32.846	1:02.026	77.6	1:12:36.073
26	1	2:40.889	44.079	1:12.829	43.981	84.1	1:15:16.962
27	1	2:15.865	27.988	1:05.231	42.646	182.4	1:17:32.827
28	1	2:40.906 B	28.774	1:06.314	1:05.818	176.3	1:20:13.733
29	2	4:20.350	2:20.862	1:07.676	51.812		1:24:34.083
30	2	2:46.982	39.349	1:23.530	44.103	93.0	1:27:21.065
31	2	2:17.038	28.107	1:06.336	42.595	187.3	1:29:38.103
32	2	2:21.811	28.719	1:05.083	48.009	178.5	1:31:59.914
33	2	2:17.396	27.252	1:06.647	43.497	178.5	1:34:17.310
34	2	2:16.260	27.844	1:05.823	42.593	196.0	1:36:33.570
35	2	2:16.913	29.343	1:05.540	42.030	169.8	1:38:50.483
36	2	2:26.585 B	27.392	1:05.793	53.400	174.3	1:41:17.068

Lap	D	Time	Sector 1	Sector 2	Sector 3	T. Spd	Elapsed
1	1	2:42.106	44.394	1:12.978	44.734		2:42.106
2	1	2:26.480	30.060	1:11.979	44.441	161.3	5:08.586

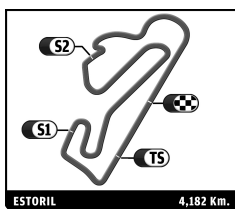
Lap	D	Time	Sector 1	Sector 2	Sector 3	T. Spd	Elapsed
1	1	2:42.106	44.394	1:12.978	44.734		2:42.106
2	1	2:26.480	30.060	1:11.979	44.441	161.3	5:08.586



SIXTIES' ENDURANCE
ESTORIL CLASSICS
RACE

Sector Analysis

							■ Personal Best ■ Session Best ■ Crossing the finish line in pit lane								
Lap	D	Time	Sector 1	Sector 2	Sector 3	T. Spd	Elapsed	Lap	D	Time	Sector 1	Sector 2	Sector 3	T. Spd	Elapsed
3	1	2:25.933	29.997	1:11.567	44.369	159.5	7:34.519	47	1	2:11.143	25.943	1:04.854	40.346	178.0	1:53:40.522
4	1	2:27.090	30.651	1:11.667	44.772	150.0	10:01.609	48	1	2:12.889	28.314	1:03.984	40.591	153.3	1:55:53.411
5	1	2:28.227	31.634	1:12.485	44.108	147.8	12:29.836	49	1	2:11.400	26.254	1:04.277	40.869	167.2	1:58:04.811
6	1	2:28.309	29.706	1:12.802	45.801	165.4	14:58.145	50	1	2:13.227	26.757	1:04.584	41.886	156.3	2:00:18.038
7	1	2:30.326	30.128	1:13.592	46.606	165.9	17:28.471	51	1	2:15.984	27.127	1:06.772	42.085	163.5	2:02:34.022
8	1	2:27.926	30.118	1:14.002	43.806	171.9	19:56.397	<div style="border: 1px solid black; padding: 5px;"> 124 ALFA ROMEO Giulia Sprint GTA 1965 1. Pascal DUHAMEL GT2 </div>							
9	1	2:26.111	29.110	1:13.214	43.787	165.2	22:22.508								
10	1	2:27.205	30.885	1:11.376	44.944	164.2	24:49.713								
11	1	3:19.989 B	28.974	1:49.402	1:01.613	168.5	28:09.702								
1	1	2:45.802	48.385	1:12.734	44.683		2:45.802								
2	1	2:27.957	29.743	1:13.469	44.745	179.4	5:13.759								
3	1	2:27.734	29.556	1:13.522	44.656	169.8	7:41.493								
4	1	2:29.222	29.827	1:13.668	45.727	171.9	10:10.715								
5	1	2:30.864	30.596	1:12.608	47.660	179.7	12:41.579								
6	1	2:31.200	30.637	1:14.122	46.441	174.9	15:12.779								
7	1	2:31.010	29.647	1:15.710	45.653	153.3	17:43.789								
8	1	2:26.526	29.319	1:12.320	44.887	177.7	20:10.315								
9	1	2:28.864	29.420	1:14.013	45.431	171.9	22:39.179								
10	1	2:27.612	30.695	1:11.684	45.233	174.3	25:06.791								
11	1	2:29.285	29.594	1:12.762	46.929	183.0	27:36.076								
12	1	2:27.459	28.619	1:13.534	45.306	180.9	30:03.535								
13	1	2:57.924 B	48.067	1:14.095	55.762	184.8	33:01.459								
							<div style="border: 1px solid black; padding: 5px;"> 140 MG A 1600 1959 1. Simon NOBILI GT2 2. Régis MASSON </div>								
1	1	2:36.798	42.054	1:09.319	45.425		2:36.798								
2	1	2:18.481	27.301	1:08.556	42.624	190.2	4:55.279								
3	1	2:19.398	27.826	1:08.261	43.311	188.9	7:14.677								
4	1	2:19.345	28.584	1:08.002	42.759	176.3	9:34.022								
5	1	2:18.309	27.703	1:07.646	42.960	187.0	11:52.331								
6	1	2:18.633	27.949	1:08.275	42.409	186.7	14:10.964								
7	1	2:18.789	27.851	1:07.983	42.955	184.5	16:29.753								
8	1	2:19.089	27.334	1:07.825	43.930	186.1	18:48.842								
9	1	2:20.034	28.134	1:08.085	43.815	183.6	21:08.876								
10	1	2:20.051	28.109	1:08.878	43.064	185.7	23:28.927								
11	1	2:20.502	28.554	1:08.067	43.881	178.5	25:49.429								
12	1	2:19.418	27.872	1:08.682	42.864	187.0	28:08.847								
13	1	2:19.011	28.004	1:08.046	42.961	179.4	30:27.858								
14	1	2:19.487	27.583	1:09.201	42.703	186.1	32:47.345								
15	1	2:18.529	27.587	1:07.800	43.142	189.6	35:05.874								
16	1	2:38.766	27.904	1:18.428	52.434	173.5	37:44.640								
17	1	3:03.617	42.981	1:35.688	44.948	91.5	40:48.257								
18	1	2:17.446	27.721	1:07.229	42.496	179.7	43:05.703								
19	1	2:18.733	28.250	1:07.985	42.498	190.9	45:24.436								
20	1	2:18.452	27.652	1:07.954	42.846	188.9	47:42.888								
21	1	2:19.492	27.424	1:07.967	44.101	188.9	50:02.380								
22	1	2:18.321	27.226	1:08.546	42.549	184.5	52:20.701								
23	1	2:18.797	27.816	1:07.239	43.742	190.9	54:39.498								
24	1	2:17.451	27.351	1:07.274	42.826	187.6	56:56.949								
25	1	2:19.213	28.329	1:08.030	42.854	187.3	59:16.162								
26	1	4:25.321 B	29.222	1:27.061	2:29.038	166.7	1:03:41.483								
27	1	6:39.516	4:18.754	1:24.811	55.951		1:10:20.999								
28	1	3:10.587	41.950	1:28.402	1:00.235	80.2	1:13:31.586								
29	1	2:27.932	37.285	1:07.732	42.915	109.4	1:15:59.518								
30	1	2:19.569	28.125	1:08.177	43.267	185.4	1:18:19.087								
31	1	2:21.257	28.337	1:08.800	44.120	181.2	1:20:40.344								
32	1	2:18.816	27.408	1:08.730	42.678	182.7	1:22:59.160								
33	1	2:41.652	28.136	1:19.786	53.730	182.4	1:25:40.812								



SIXTIES' ENDURANCE ESTORIL CLASSICS RACE

Sector Analysis

Main race results table with columns: Lap, D, Time, Sector 1, Sector 2, Sector 3, T. Spd, Elapsed. Includes entries for IAGUAR E-Type 3.8 1964 and LOTUS Elan 26R 1964.

