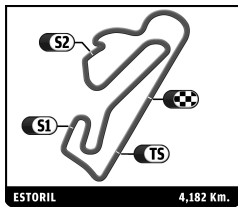


SIXTIES' ENDURANCE  
ESTORIL CLASSICS  
PRIVATE PRACTICE

Sector Analysis

Personal Best Session Best B Crossing the finish line in pit lane

Lap	D	Time	Sector 1	Sector 2	Sector 3	T. Spd	Elapsed	Lap	D	Time	Sector 1	Sector 2	Sector 3	T. Spd	Elapsed	
<b>2</b>		JAGUAR E-Type 3.8 1964 1. Guy Fabrice MESTROT GT4 2. José DA ROCHA														
1	2	3:03.201	1:06.273	1:12.475	44.453		3:03.201	1	1	4:13.378	2:11.998	1:14.723	46.657		4:13.378	
2	2	2:18.557	29.327	1:06.990	42.240	143.7	5:21.758	2	1	2:23.564	34.280	1:08.985	40.299	127.6	6:36.942	
3	2	2:16.453	27.710	1:05.922	42.821	164.0	7:38.211	3	1	2:22.843	27.156	1:02.093	53.594	168.0	8:59.785	
4	2	2:13.250	26.678	1:04.700	41.872	165.4	9:51.461	4	1	4:11.479	2:29.401	1:02.773	39.305		13:11.264	
5	2	2:10.137	25.791	1:04.384	39.962	180.3	12:01.598	5	1	2:07.314	25.095	1:03.715	<b>38.504</b>	191.5	15:18.578	
6	2	<b>2:07.937</b>	<b>25.148</b>	1:02.954	<b>39.835</b>	192.2	14:09.535	6	1	<b>2:06.818</b>	25.055	1:02.612	39.151	193.2	17:25.396	
7	2	2:30.317	B	27.509	1:08.883	53.925	179.4	16:39.852	7	1	2:15.323	B	<b>25.672</b>	<b>1:01.044</b>	48.607	19:40.719
8	1	4:50.089	2:58.806	1:09.134	42.149		21:29.941	8	2	5:50.653	3:57.729	1:10.227	42.697		25:31.372	
9	1	2:15.183	29.704	1:03.967	41.512	140.8	23:45.124	9	2	2:16.843	26.929	1:08.611	41.303	158.8	27:48.215	
10	1	2:11.340	26.987	1:04.288	40.065	162.8	25:56.464	10	2	2:09.272	25.039	1:05.093	39.140	203.9	29:57.487	
11	1	2:11.746	26.165	1:04.250	41.331	178.3	28:08.210	11	2	2:09.854	26.599	1:04.236	39.019	170.3	32:07.341	
12	1	2:11.185	27.074	1:03.854	40.257	157.0	30:19.395	12	2	2:09.615	25.540	1:04.803	39.272	171.1	34:16.956	
13	1	2:11.378	27.352	1:03.613	40.413	160.9	32:30.773	13	2	2:09.039	<b>24.918</b>	1:04.647	39.474	192.9	36:25.995	
14	1	2:12.955	26.914	1:05.231	40.810	173.0	34:43.728	14	2	2:24.872	B	25.976	1:06.092	52.804	181.2	38:50.867
15	1	2:18.480	27.461	<b>1:02.931</b>	48.088	165.9	37:02.208									
16	1	2:12.948	28.371	1:03.769	40.808	144.7	39:15.156									
17	1	2:11.382	26.215	1:03.779	41.388	168.5	41:26.538									
<b>3</b>		JAGUAR E-Type 3.8 1963 1. Armand MILLE GT4 2. Yves SCEMAMA														
1	1	3:41.962	1:48.077	1:09.685	44.200		3:41.962	1	1	4:29.115	2:26.877	1:18.185	44.053		4:29.115	
2	1	2:11.164	27.078	1:03.989	40.097	153.7	5:53.126	2	1	2:39.473	B	30.053	1:12.383	57.037	163.2	7:08.588
3	1	2:06.587	25.363	1:01.986	39.238	184.8	7:59.713	3	2	11:36.808	9:54.647	1:03.007	39.154		18:45.396	
4	1	2:08.934	26.165	1:02.955	39.814	168.7	10:08.647	4	2	2:05.112	<b>24.200</b>	1:02.261	38.651	208.1	20:50.508	
5	1	2:07.285	25.848	1:02.477	38.960	165.2	12:15.932	5	2	<b>2:03.269</b>	<b>24.417</b>	<b>1:00.017</b>	38.835	191.2	22:53.777	
6	1	2:06.588	25.296	1:02.086	39.206	178.8	14:22.520	6	2	2:04.472	24.764	1:01.196	<b>38.512</b>	192.9	24:58.249	
7	1	2:05.368	25.683	1:00.869	<b>38.816</b>	171.3	16:27.888	7	2	2:42.050	B	25.185	1:12.800	1:04.065	204.3	27:40.299
8	1	<b>2:05.028</b>	24.766	1:01.296	38.966	185.1	18:32.916									
9	1	2:17.606	B	25.518	<b>1:00.782</b>	51.306	173.5	20:50.522								
10	1	5:56.358	4:08.926	1:07.565	39.867		26:46.880									
11	1	2:08.989	25.633	1:03.707	39.649	178.3	28:55.869									
12	1	2:10.280	25.370	1:04.418	40.492	173.5	31:06.149									
13	1	2:09.542	25.114	1:02.401	42.027	183.9	33:15.691									
14	1	2:08.665	27.793	1:01.981	38.891	178.5	35:24.356									
15	1	2:16.890	B	<b>24.713</b>	1:02.058	50.119	192.2	37:41.246								
<b>7</b>		LOTUS Elan 26R 1963 1. Eugène DELEPLANQUE GT2														
1	1	3:06.824	1:12.840	1:13.081	<b>40.903</b>		3:06.824									
<b>8</b>		SHELBY Cobra Daytona Coupe 1964 1. Olivier GALANT GT5														
1	1	2:36.817	B	44.640	1:05.626	46.551	2:36.817									
2	1	5:17.089	3:40.004	59.647	<b>37.438</b>		7:53.906									
3	1	2:02.940	26.117	1:00.000	<b>36.823</b>	168.7	9:56.846									
4	1	2:00.809	24.308	58.739	37.762	180.3	11:57.655									
5	1	<b>1:59.131</b>	<b>23.923</b>	<b>57.781</b>	37.427	189.2	13:56.786									
6	1	2:02.979	24.819	1:01.056	37.104	186.7	15:59.765									
7	1	2:16.792	B	24.279	1:02.891	49.622	184.8	18:16.557								
8	1	5:52.121	4:14.268	1:00.239	37.614		24:08.678									
9	1	2:15.279	B	24.784	1:00.196	50.299	172.7	26:23.957								
10	1	7:03.043	5:24.131	1:00.788	38.124		33:27.000									
11	1	2:12.937	B	27.238	58.859	46.840	153.3	35:39.937								
<b>9</b>		SHELBY Cobra 289 1963 1. Carlo VÖGELE GT5 2. Yves VÖGELE														
1	1	4:13.378	2:11.998	1:14.723	46.657		4:13.378									
2	1	2:23.564	34.280	1:08.985	40.299	127.6	6:36.942									
3	1	2:22.843	B	27.156	1:02.093	53.594	168.0	8:59.785								
4	1	4:11.479	2:29.401	1:02.773	39.305		13:11.264									
5	1	2:07.314	25.095	1:03.715	<b>38.504</b>	191.5	15:18.578									
6	1	<b>2:06.818</b>	25.055	1:02.612	39.151	193.2	17:25.396									
7	1	2:15.323	B	<b>25.672</b>	<b>1:01.044</b>	48.607	177.4	19:40.719								
8	2	5:50.653	3:57.729	1:10.227	42.697		25:31.372									
9	2	2:16.843	26.929	1:08.611	41.303	158.8	27:48.215									
10	2	2:09.272	25.039	1:05.093	39.140	203.9	29:57.487									
11	2	2:09.854	26.599	1:04.236	39.019	170.3	32:07.341									
12	2	2:09.615	25.540	1:04.803	39.272	171.1	34:16.956									
13	2	2:09.039	<b>24.918</b>	1:04.647	39.474	192.9	36:25.995									
14	2	2:24.872	B	25.976	1:06.092	52.804	181.2	38:50.867								
<b>10</b>		SHELBY Cobra 289 1964 1. Raif HUBER GT5 2. Benjamin MONNAY														
1	1	4:29.115	2:26.877	1:18.185	44.053		4:29.115									
2	1	2:39.473	B	30.053	1:12.383	57.037	163.2	7:08.588								
3	2	11:36.808	9:54.647	1:03.007	39.154		18:45.396									
4	2	2:05.112	<b>24.200</b>	1:02.261	38.651	208.1	20:50.508									
5	2	<b>2:03.269</b>	<b>24.417</b>	<b>1:00.017</b>	38.835	191.2	22:53.777									
6	2	2:04.472	24.764	1:01.196	<b>38.512</b>	192.9	24:58.249									
7	2	2:42.050	B	25.185	1:12.800	1:04.065	204.3	27:40.299								
<b>11</b>		MORGAN Plus 4 Super Sports 1961 1. Gonzague RUCHAUD GT3 2. Stanislas GURDJIAN														
1	1	3:32.063	1:35.575	1:12.279	44.209		3:32.063									
2	1	2:23.755	29.682	1:10.270	43.803	143.0	5:55.818									
3	1	2:21.555	28.248	1:09.886	43.421	167.7	8:17.373									
4	1	2:18.638	28.540	1:07.581	42.517	169.8	10:36.011									
5	1	2:38.338	B	30.676	1:12.447	55.215	142.4	13:14.349								
6	1	4:41.931	2:52.223	1:07.595	42.113		17:56.280									
7	1	2:18.892	28.012	1:08.420	42.460	157.4	20:15.172									
8	1	2:29.891	B	28.782	1:09.232	51.877	164.7	22:45.063								
9	2	4:30.473	2:38.592	1:09.827	42.054		27:15.536									
10	2	2:30.970	B	<b>27.063</b>	1:06.732	57.175	174.3	29:46.506								
11	1	3:27.127	1:39.203	<b>1:06.063</b>	41.861		33:13.633									
12	1	<b>2:18.197</b>	28.886	1:07.568	<b>41.743</b>	173.5	35:31.830									
<b>12</b>		SHELBY Cobra 289 1963 1. Charles de VILLAUCCOURT GT5														
1	1	4:15.242	2:14.947	1:14.655	45.640		4:15.242									
2	1	2:20.357	32.409	1:06.716	41.232	129.0	6:35.599									
3	1	2:06.142	26.466	1:01.028	38.648	165.7	8:41.741									
4	1	2:28.400	B	27.934	1:06.150	54.316	168.0	11:10.141								
5	1	3:03.519	1:22.238	1:02.681	38.600		14:13.660									
6	1	2:06.066	25.940	1:01.694	38.432	159.5	16:19.726									
7	1	2:06.144	25.844	1:01.810	38.490	171.6	18:25.870									
8	1	2:05.150	25.508	1:01.200	38.442	173.8	20:31.020									
9	1	2:08.944	25.361	1:02.399	41.184	186.4	22:39.964									
10	1	<b>2:04.304</b>	<b>24.663</b>	1:01.233	38.408	194.2	24:44.268									
11	1	2:04.847	25.218	1:01.414	<b>38.215</b>	188.9	26:49.115									
12	1	2:09.555	26.671	1:03.266	39.618	157.4	28:58.670									

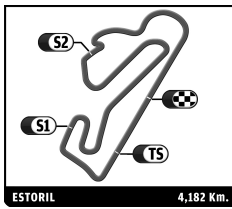


SIXTIES' ENDURANCE  
ESTORIL CLASSICS  
PRIVATE PRACTICE

Sector Analysis

Personal Best Session Best B Crossing the finish line in pit lane

Lap	D	Time	Sector 1	Sector 2	Sector 3	T. Spd	Elapsed	Lap	D	Time	Sector 1	Sector 2	Sector 3	T. Spd	Elapsed								
13	1	2:09.622	25.779	1:03.078	40.765	180.9	31:08.292	9	1	2:24.079 B	25.559	1:02.910	55.610	183.9	22:52.889								
14	1	2:09.874	28.472	1:00.925	40.477	169.0	33:18.166	10	1	5:31.281	3:49.269	1:03.511	38.501		28:24.170								
15	1	2:09.317	28.268	1:02.694	38.355	170.8	35:27.483	11	1	2:04.275	25.685	59.854	38.736	180.3	30:28.445								
16	1	2:10.455	26.449	1:02.145	41.861	179.1	37:37.938	12	1	2:02.897	24.798	59.512	38.587	191.2	32:31.342								
17	1	2:22.705	28.063	1:10.172	44.470	165.2	40:00.643	13	1	2:22.006 B	24.716	1:03.905	53.385	185.7	34:53.348								
<b>15</b> SHELBY Cobra 289 1964 1. James COTTINGHAM 2. Max GIRARDO GT5								<b>20</b> SHELBY Mustang GT350 1965 1. Christian DUMOLIN 2. Pierre-Alain THIBAUT GT5															
1	1	3:51.521	2:01.924	1:10.645	38.952		3:51.521	1	1	4:29.730	2:32.561	1:13.947	43.222		4:29.730								
2	1	2:09.627	25.702	1:05.175	38.750	183.9	6:01.148	2	1	2:24.844	30.078	1:12.425	42.341	162.8	6:54.574								
3	1	2:04.449	24.409	1:02.185	37.855	191.5	8:05.597	3	1	2:15.332	26.655	1:07.213	41.464	184.2	9:09.906								
4	1	2:02.332	24.513	59.895	37.924	202.8	10:07.929	4	1	2:12.374	26.641	1:05.846	39.887	178.0	11:22.280								
5	1	2:01.712	24.494	59.087	38.131	205.0	12:09.641	5	1	2:20.304 B	26.208	1:04.810	49.286	189.6	13:42.584								
6	1	2:01.256	24.179	59.180	37.897	200.9	14:10.897	6	2	6:36.970	4:49.411	1:07.474	40.085		20:19.554								
7	1	2:00.964	24.871	58.705	37.388	192.2	16:11.861	7	2	2:07.161	25.637	1:02.607	38.917	193.9	22:26.715								
8	1	2:21.633 B	24.859	59.914	56.860	198.4	18:33.494	8	2	2:06.176	24.989	1:02.524	38.663	197.0	24:32.891								
9	2	6:15.658	4:25.118	1:07.865	42.675		24:49.152	9	2	2:07.410	25.276	1:02.129	40.005	200.6	26:40.301								
10	2	2:09.987	26.913	1:04.414	38.660	172.4	26:59.139	10	2	2:05.421	25.288	1:01.458	38.675	188.6	28:45.722								
11	2	2:07.213	26.150	1:02.902	38.161	178.3	29:06.352	11	2	2:48.663 B	28.374	1:16.128	1:04.161	176.5	31:34.385								
12	2	2:07.651	25.707	1:03.437	38.507	177.1	31:14.003	<b>21</b> LOTUS Elan 26R 1963 1. Carlos BARBOT 2. Diogo MATOS GT2															
13	2	2:06.615	25.087	1:03.351	38.177	189.2	33:20.618	1	1	2:33.026	44.094	1:09.503	39.429		2:33.026								
14	2	2:08.703	27.230	1:02.770	38.703	178.3	35:29.321	2	1	2:14.390 B	25.672	1:01.068	47.650	173.8	4:47.416								
15	2	2:06.358	25.255	1:01.955	39.148	175.4	37:35.679	3	2	2:58.190	1:19.207	1:01.648	37.335		7:45.606								
16	2	2:07.556	25.551	1:02.874	39.131	188.9	39:43.235	4	2	2:03.982	23.912	1:01.594	38.476	212.9	9:49.588								
17	2	2:22.168	25.696	1:09.070	47.402	189.6	42:05.403	5	2	2:00.388	24.052	59.140	37.196	216.3	11:49.976								
<b>16</b> SHELBY Cobra 289 1965 1. Damien KOHLER 2. Christophe VAN RIET GT5								6	2	2:15.373	24.643	1:10.878	39.852	190.2	14:05.349	7	2	2:16.121 B	23.774	1:02.609	49.738	214.6	16:21.470
1	1	2:46.863	56.831	1:06.929	43.103		2:46.863	8	1	4:19.623	2:34.015	1:01.387	44.221		20:41.093	9	1	2:03.145	24.420	1:00.403	38.322	202.0	22:44.238
2	1	2:06.063	25.829	1:01.126	39.108	175.2	4:52.926	10	1	2:27.871	30.733	1:16.629	40.509	180.9	25:12.109	11	1	2:08.969	24.548	1:05.231	39.190	208.5	27:21.078
3	1	2:04.529	25.503	1:00.378	38.648	172.1	6:57.455	12	1	2:03.618	24.142	1:00.660	38.816	201.3	29:24.696	13	1	2:04.153	24.316	1:01.354	38.483	207.0	31:28.849
4	1	2:05.772	25.582	1:01.088	39.102	179.7	9:03.227	14	1	2:03.645	24.319	59.796	39.530	198.4	33:32.494	15	1	2:04.822	24.713	1:00.723	39.386	192.2	35:37.316
5	1	2:04.039	24.292	1:00.139	39.608	211.7	11:07.266	16	1	2:15.732 B	24.479	1:00.711	50.542	215.9	37:53.048	<b>26</b> LOTUS Elan 26R 1965 1. Patrick SOURY GT2							
6	1	2:16.362 B	25.429	1:00.515	50.418	173.8	13:23.628	1	1	3:26.785	1:14.890	1:22.817	49.078		3:26.785	2	1	2:30.910	34.418	1:14.332	42.160	122.5	5:57.695
7	2	4:02.089	2:23.224	1:00.860	38.005		17:25.717	3	1	2:13.211	26.723	1:06.691	39.797	184.5	8:10.906	4	1	2:10.306	24.770	1:04.944	40.592	204.7	10:21.212
8	2	2:02.294	24.159	59.893	38.242	202.4	19:28.011	5	1	2:09.064	25.591	1:03.394	40.079	203.9	12:30.276	6	1	2:24.362 B	24.568	1:03.882	55.912	212.5	14:54.638
9	2	2:02.934	24.176	1:00.761	37.997	197.0	21:30.945	7	1	3:56.450	2:11.505	1:05.812	39.133		18:51.088	8	1	2:08.473	25.875	1:03.619	38.979	192.5	20:59.561
10	2	2:02.276	24.421	1:00.039	37.816	183.9	23:33.221	9	1	2:11.309	25.069	1:04.440	41.800	198.4	23:10.870	10	1	2:06.713	24.839	1:02.234	39.640	194.9	25:17.583
11	2	2:02.054	24.622	59.610	37.822	203.5	25:35.275	11	1	2:06.031	24.738	1:02.360	38.933	207.4	27:23.614	12	1	2:07.859	24.861	1:02.297	40.701	220.2	29:31.473
12	2	2:01.682	23.872	1:00.051	37.759	211.3	27:36.957	13	1	2:08.766	25.004	1:03.789	39.973	198.1	31:40.239	14	1	2:09.033	25.687	1:03.582	39.764	198.8	33:49.272
13	2	2:18.297 B	24.538	1:00.091	53.668	191.2	29:55.254																
14	1	3:32.502	1:52.158	1:00.623	39.721		33:27.756																
15	1	2:05.404	26.799	1:00.399	38.206	173.5	35:33.160																
16	1	2:03.902	25.198	1:00.029	38.675	197.4	37:37.062																
17	1	2:04.450	25.464	1:00.430	38.556	179.1	39:41.512																
18	1	2:03.191	24.854	1:00.139	38.198	202.0	41:44.703																
<b>18</b> TVR Griffith 200 1965 1. Toni SEILER GT5																							
1	1	5:22.557	3:25.832	1:13.121	43.604		5:22.557																
2	1	2:18.447	30.102	1:06.889	41.456	146.8	7:41.004																
3	1	2:12.999	27.975	1:05.066	39.958	151.4	9:54.003																
4	1	2:10.586	26.302	1:04.238	40.046	177.1	12:04.589																
5	1	2:07.960	26.063	1:01.995	39.902	180.9	14:12.549																
6	1	2:06.846	25.364	1:01.823	39.659	177.7	16:19.395																
7	1	2:06.101	25.219	1:01.739	39.143	188.0	18:25.496																
8	1	2:03.314	24.753	1:00.157	38.404	199.1	20:28.810																

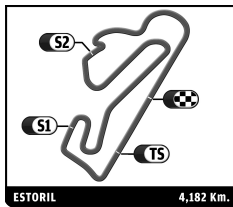


**SIXTIES' ENDURANCE**  
**ESTORIL CLASSICS**  
**PRIVATE PRACTICE**

**Sector Analysis**

■ Personal Best ■ Session Best B Crossing the finish line in pit lane

Lap	D	Time	Sector 1	Sector 2	Sector 3	T. Spd	Elapsed	Lap	D	Time	Sector 1	Sector 2	Sector 3	T. Spd	Elapsed
15	1	2:06.783	25.219	1:02.073	39.491	205.4	35:56.055								
16	1	2:09.611	25.094	1:02.593	41.924	201.7	38:05.666								
17	1	2:06.446	24.520	1:02.512	39.414	208.5	40:12.112								
<b>28</b>		<b>SHELBY Cobra 289 1965</b>													
		1. Sébastien DEMOLE						GT5							
		2. Benjamin MONNAY													
1	1	4:00.974	2:03.590	1:14.975	42.409		4:00.974								
2	1	2:11.052	26.918	1:03.019	41.115	178.5	6:12.026								
3	1	2:12.856	25.357	1:07.144	40.355	209.7	8:24.882								
4	1	2:07.494	24.801	1:02.738	39.955	214.6	10:32.376								
5	1	2:20.680	24.816	1:02.987	52.877	226.0	12:53.056								
6	1	4:43.446	3:00.747	1:03.063	39.636		17:36.502								
7	1	2:08.453	25.572	1:03.663	39.218	201.3	19:44.955								
8	1	2:07.524	26.183	1:02.316	39.025	181.5	21:52.479								
9	1	2:06.004	24.834	1:01.965	39.205	206.2	23:58.483								
10	1	2:22.268	24.968	1:03.190	54.110	203.9	26:20.751								
11	1	6:23.764	4:40.064	1:03.724	39.976		32:44.515								
12	1	2:06.851	25.368	1:02.265	39.218	193.2	34:51.366								
13	1	2:11.548	27.885	1:03.456	40.207	157.0	37:02.914								
14	1	2:06.343	25.617	1:01.556	39.170	180.3	39:09.257								
15	1	2:06.474	24.962	1:02.238	39.274	201.3	41:15.731								
<b>31</b>		<b>SHELBY Cobra 289 1964</b>						GT5							
		1. Charles FIRMENICH													
		2. Henry MOSER													
1	1	3:29.029	1:31.729	1:13.096	44.204		3:29.029								
2	1	2:17.212	29.391	1:07.270	40.551	130.0	5:46.241								
3	1	2:07.034	25.233	1:02.071	39.730	199.9	7:53.275								
4	1	2:12.702	26.053	1:01.506	45.143	170.3	10:05.977								
5	1	3:47.454	2:05.603	1:02.780	39.071		13:53.431								
6	1	2:08.731	25.694	1:04.702	38.335	185.7	16:02.162								
7	1	2:06.605	26.273	1:01.097	39.235	168.0	18:08.767								
8	1	2:22.083	25.096	1:05.043	51.944	189.6	20:30.850								
9	1	5:36.752	3:56.731	1:02.396	37.625		26:07.602								
10	1	2:02.374	24.983	59.890	37.501	183.3	28:09.976								
11	1	2:03.653	26.443	59.774	37.436	158.6	30:13.629								
12	1	2:01.990	25.345	59.177	37.468	191.9	32:15.619								
13	1	2:35.591	29.229	1:11.577	54.785	176.3	34:51.210								
14	1	5:26.655	3:50.546	58.772	37.337		40:17.865								
<b>33</b>		<b>ALFA ROMEO Giulia Sprint GTA 1965</b>						GT2							
		1. Roderick JACK													
		2. Rory JACK													
1	1	3:48.879	1:49.811	1:14.735	44.333		3:48.879								
2	1	2:19.089	26.877	1:10.021	42.191	189.2	6:07.968								
3	1	2:19.093	27.841	1:08.957	42.295	186.7	8:27.061								
4	1	2:31.901	27.364	1:08.753	55.784	192.9	10:58.962								
5	1	3:27.653	1:38.060	1:07.596	41.997		14:26.615								
6	1	2:15.206	26.938	1:06.990	41.278	183.6	16:41.821								
7	1	2:15.043	27.141	1:06.864	41.038	193.9	18:56.864								
8	1	2:17.773	26.582	1:07.678	43.513	186.4	21:14.637								
9	1	2:16.734	29.263	1:06.025	41.446	154.8	23:31.371								
10	1	2:14.053	26.336	1:06.469	41.248	194.2	25:45.424								
11	1	2:12.980	26.355	1:05.790	40.835	190.9	27:58.404								
12	1	2:25.880	26.370	1:05.569	53.941	193.6	30:24.284								
13	1	3:57.331	2:03.990	1:11.122	42.219		34:21.615								
14	1	2:17.498	27.925	1:07.055	42.518	191.5	36:39.113								
15	1	2:13.861	26.657	1:05.543	41.661	190.9	38:52.974								
16	1	2:34.056	26.371	1:08.155	59.530	193.6	41:27.030								
<b>34</b>		<b>MG B 1963</b>						GT2							
		1. Romain GUERARDELLE													
1	1	3:19.944	1:18.082	1:18.291	43.571		3:19.944								
2	1	2:17.985	28.113	1:08.152	41.720	175.7	5:37.929								
3	1	2:17.461	26.881	1:07.996	42.584	178.3	7:55.390								
4	1	2:16.553	27.422	1:07.786	41.345	175.7	10:11.943								
5	1	2:13.975	26.531	1:05.675	41.769	187.0	12:25.918								
6	1	2:13.729	26.500	1:05.739	41.490	185.1	14:39.647								
7	1	2:27.271	26.406	1:05.859	55.006	191.2	17:06.918								
8	1	5:37.651	3:46.185	1:07.264	44.202		22:44.569								
9	1	2:13.683	26.985	1:05.492	41.206	184.2	24:58.252								
10	1	2:14.182	26.844	1:06.170	41.168	183.0	27:12.434								
11	1	2:15.094	28.121	1:05.031	41.942	183.0	29:27.528								
12	1	2:15.232	26.350	1:05.823	43.059	197.0	31:42.760								
13	1	2:14.990	26.231	1:07.372	41.387	191.5	33:57.750								
14	1	2:15.612	26.915	1:06.585	42.112	178.5	36:13.362								
15	1	2:14.450	26.922	1:05.478	42.050	168.7	38:27.812								
16	1	2:16.475	26.558	1:05.256	44.661	183.6	40:44.287								
<b>39</b>		<b>AUSTIN-HEALEY 100 M La Mans 1954</b>						GT3							
		1. Stéphane GUYOT-SIONN													
1	1	7:54.627	5:18.369	1:35.993	1:00.265		7:54.627								
2	1	3:10.044	38.431	1:32.350	59.263	130.0	11:04.671								
3	1	2:46.098	35.690	1:23.038	47.370	142.6	13:50.769								
4	1	3:03.384	37.020	1:22.784	1:03.580	126.6	16:54.153								
5	1	9:06.235	6:52.832	1:23.869	49.534		26:00.388								
6	1	2:39.350	33.433	1:19.892	46.025	152.2	28:39.738								
7	1	2:45.045	32.549	1:25.619	46.877	146.8	31:24.783								
8	1	2:41.154	33.860	1:20.246	47.048	148.5	34:05.937								
9	1	2:33.859	31.353	1:15.556	46.950	143.5	36:39.796								
10	1	2:28.089	29.900	1:11.964	46.225	153.5	39:07.885								
11	1	2:30.507	30.445	1:15.672	44.390	146.2	41:38.392								
<b>40</b>		<b>LOTUS Elite 1961</b>						GT2							
		1. Edouard DEGUEMP													
1	1	3:00.191	54.185	1:17.314	48.692		3:00.191								
2	1	2:28.841	30.058	1:11.457	47.326	151.8	5:29.032								
3	1	2:25.563	29.874	1:10.512	45.177	158.6	7:54.595								
4	1	2:23.627	29.774	1:10.506	43.347	163.5	10:18.222								
5	1	2:29.004	30.071	1:14.733	44.200	167.5	12:47.226								
6	1	2:41.815	28.891	1:13.054	59.870	165.7	15:29.041								
7	1	4:45.236	2:49.093	1:12.036	44.107		20:14.277								
8	1	2:26.791	30.337	1:11.952	44.502	162.8	22:41.068								
9	1	2:26.493	30.218	1:10.905	45.370	156.1	25:07.561								
10	1	2:23.739	28.824	1:10.919	43.996	162.3	27:31.300								
11	1	2:24.375	29.491	1:11.043	43.841	157.2	29:55.675								
12	1	2:24.590	29.487	1:11.223	43.880	169.5	32:20.265								



SIXTIES' ENDURANCE  
ESTORIL CLASSICS  
PRIVATE PRACTICE

Sector Analysis

											Personal Best			Session Best			B Crossing the finish line in pit lane		
Lap	D	Time	Sector 1	Sector 2	Sector 3	T. Spd	Elapsed	Lap	D	Time	Sector 1	Sector 2	Sector 3	T. Spd	Elapsed				
3	1	2:25.159	28.996	1:02.218	45.945	169.5	8:32.782	7	1	2:05.465	24.649	1:02.373	38.443	191.9	21:02.464				
4	1	2:21.507	27.805	1:08.368	45.334	189.9	10:54.289	8	1	2:20.859	24.469	1:01.144	55.246	197.7	23:23.323				
5	1	2:21.058	28.919	1:08.146	43.993	180.0	13:15.347	9	1	2:04.697	24.465	1:01.357	38.875	190.2	25:28.020				
6	1	2:30.159 <b>B</b>	28.577	1:08.003	53.579	168.7	15:45.506	10	1	2:41.913 <b>B</b>	24.785	1:26.301	50.827	194.2	28:09.933				
7	1	5:13.870	3:22.235	1:08.929	42.706		20:59.376	11	2	4:47.135	3:08.145	1:00.816	38.174		32:57.068				
8	1	2:17.453	27.624	1:07.501	42.328	185.4	23:16.829	12	2	2:04.933	24.312	1:01.269	39.352	208.5	35:02.001				
9	1	2:19.984	27.814	1:07.591	44.579	190.9	25:36.813	13	2	2:03.216	<b>23.819</b>	1:00.580	38.817	220.2	37:05.217				
10	1	2:18.458	28.537	1:07.673	42.248	187.0	27:55.271	14	2	2:03.960	24.511	1:01.372	<b>38.077</b>	196.7	39:09.177				
11	1	2:17.430	27.714	1:05.901	43.815	193.6	30:12.701	15	2	<b>2:03.097</b>	24.063	<b>1:00.514</b>	38.520	223.3	41:12.274				
12	1	2:16.056	27.688	<b>1:05.755</b>	42.613	185.7	32:28.757												
13	1	2:15.467	<b>26.563</b>	1:06.561	42.343	198.1	34:44.224												
14	1	2:50.087	27.435	1:06.175	1:16.477	165.2	37:34.311												
15	1	<b>2:15.278</b>	27.143	1:06.267	<b>41.868</b>	192.9	39:49.589												
16	1	2:29.796 <b>B</b>	27.567	1:09.628	52.601	188.9	42:19.385												
<b>44</b> LOTUS Elan 26R 1965																GT2			
1. Patrick JACK																			
2. Rory JACK																			
1	1	2:59.279	57.661	1:15.408	46.210		2:59.279												
2	1	2:16.268	27.577	1:07.484	41.207	173.0	5:15.547												
3	1	2:19.183	26.870	1:11.602	40.711	181.5	7:34.730												
4	1	2:12.044	26.590	1:04.979	40.475	177.7	9:46.774												
5	1	2:12.358	26.991	1:04.987	40.380	186.7	11:59.132												
6	1	<b>2:11.374</b>	26.184	1:04.898	40.292	185.4	14:10.506												
7	1	2:11.423	26.523	1:05.079	<b>39.821</b>	188.0	16:21.929												
8	1	2:11.609	26.604	1:05.122	39.883	184.2	18:33.538												
9	1	2:29.750 <b>B</b>	26.891	1:05.278	57.581	162.1	21:03.288												
10	2	4:10.975 <b>B</b>	2:14.062	1:05.313	51.600		25:14.263												
11	1	3:13.915	1:28.643	1:05.124	40.148		28:28.178												
12	1	2:11.880	<b>26.093</b>	<b>1:04.694</b>	41.093	186.4	30:40.058												
<b>46</b> LOTUS Elan 26R 1963																GT2			
1. Alice BOURIEZ																			
2. Christian BOURIEZ																			
1	1	3:43.513	1:38.761	1:17.517	47.235		3:43.513												
2	1	2:29.058	30.912	1:14.395	43.751	162.3	6:12.571												
3	1	2:22.904	28.458	1:10.523	43.923	174.3	8:35.475												
4	1	2:19.108	29.219	1:08.199	41.690	177.7	10:54.583												
5	1	2:16.668	27.916	1:07.906	40.846	184.5	13:11.251												
6	1	2:30.889 <b>B</b>	27.723	1:08.106	55.060	179.1	15:42.140												
7	2	5:31.978	3:24.355	1:20.077	47.546		21:14.118												
8	2	2:17.900	30.848	1:06.257	<b>40.795</b>	143.9	23:32.018												
9	2	2:15.620	28.412	1:06.371	40.837	166.9	25:47.638												
10	2	2:13.037	26.601	1:05.573	40.863	176.5	28:00.675												
11	2	<b>2:11.786</b>	<b>26.322</b>	<b>1:04.123</b>	41.341	187.3	30:12.461												
12	2	2:12.702	26.728	1:04.663	41.311	183.3	32:25.163												
13	2	2:14.995	27.564	1:06.434	40.997	176.8	34:40.158												
14	2	2:12.935	27.064	1:04.589	41.282	186.1	36:53.093												
15	2	2:13.189	27.139	1:04.542	41.508	188.9	39:06.282												
16	2	2:12.011	26.462	1:04.661	40.888	189.2	41:18.293												
<b>49</b> SHELBY Cobra Daytona Coupe 1965																GT5			
1. Dominique GUENAT																			
2. Yvan MAHE																			
1	1	4:28.233	2:27.984	1:17.604	42.645		4:28.233												
2	1	2:10.574	27.696	1:03.442	39.436	192.9	6:38.807												
3	1	2:07.505	25.658	1:02.237	38.610	168.0	8:46.312												
4	1	2:20.917 <b>B</b>	24.801	1:02.473	53.643	192.2	11:07.229												
5	1	5:45.720	4:04.149	1:02.556	39.015		16:52.949												
6	1	2:04.050	25.032	1:00.589	38.429	189.2	18:56.999												
<b>50</b> MARCOS 1800 GT 1965																GT2			
1. Mathieu PERSONNAZ																			
2. Jean PERSONNAZ																			
1	1	3:14.526	1:10.140	1:18.348	46.038		3:14.526												
2	1	2:22.725	29.004	1:10.573	43.148	166.2	5:37.251												
3	1	2:16.889	27.078	1:08.158	41.653	173.8	7:54.140												
4	1	2:14.884	27.165	1:06.198	41.521	183.6	10:09.024												
5	1	<b>2:13.862</b>	27.480	<b>1:05.466</b>	<b>40.916</b>	168.0	12:22.886												
6	1	2:28.161 <b>B</b>	<b>25.988</b>	1:06.305	55.868	188.6	14:51.047												
7	2	6:22.857	4:13.546	1:20.888	48.423		21:13.904												
8	2	2:32.979	31.863	1:15.993	45.123	154.1	23:46.883												
9	2	2:24.415	28.780	1:11.082	44.553	168.0	26:11.298												
10	2	2:25.312	28.865	1:11.989	44.458	171.1	28:36.610												
11	2	2:30.261	30.965	1:14.216	45.080	163.2	31:06.871												
12	2	2:29.783	30.797	1:13.768	45.218	185.1	33:36.654												
13	2	2:21.441	28.276	1:09.404	43.761	171.9	35:58.095												
14	2	2:21.529	27.345	1:08.781	45.403	187.0	38:19.624												
15	2	2:39.134 <b>B</b>	27.988	1:09.504	1:01.642	162.1	40:58.758												
<b>51</b> SHELBY Cobra 289 1963																GT5			
1. Maxime GUENAT																			
2. Guillaume MAHE																			
1	1	3:13.668	1:22.494	1:10.481	40.693		3:13.668												
2	1	2:07.984	25.230	1:03.005	39.749	180.3	5:21.652												
3	1	2:06.492	24.630	1:02.769	39.093	193.6	7:28.144												
4	1	2:03.864	24.940	1:00.888	38.036	183.0	9:32.008												
5	1	2:15.851 <b>B</b>	24.489	1:00.756	50.606	189.6	11:47.859												
6	1	10:12.251 <b>B</b>	8:22.712	1:01.926	47.613		22:00.110												
7	1	3:38.389	1:59.082	1:01.076	38.231		25:38.499												
8	1	2:04.756	24.463	1:02.830	<b>37.463</b>	208.5	27:43.255												
9	1	2:01.982	24.235	59.860	37.887	203.9	29:45.237												
10	1	<b>2:01.923</b>	<b>24.228</b>	59.755	37.940	197.4	31:47.160												
11	1	2:14.688 <b>B</b>	24.884	1:01.778	48.026	190.9	34:01.848												
12	2	4:31.698	2:51.404	1:01.191	39.103		38:33.546												
13	2	2:03.668	24.991	<b>59.709</b>	38.968	186.1	40:37.214												
<b>53</b> JAGUAR E-type Coupe 3.8 1962																GT4			
1. Olivier BREITTMAYER																			
2. Emile BREITTMAYER																			
1	1	4:08.594	2:00.805	1:19.497	48.292		4:08.594												
2	1	2:15.501	27.567	1:07.075	40.859	164.5	6:24.095												
3	1	2:12.576	26.911	1:04.108	41.557	181.5	8:36.671												
4	1	2:10.024	27.013	1:02.794	40.217	185.1	10:46.695												
5	1	2:08.108	26.094	1:01.370	40.644	186.4	12:54.803												
6	1	2:12.784	27.074	1:05.296	40.414	193.2	15:07.587												
7	1	2:23.321 <b>B</b>	26.100	1:06.138	51.083	208.1	17:30.908												
8	1	3:43.176	1:58.696	1:02.472	42.008		21:14.084												
9	1	2:08.536	26.292	1:02.729	39.515	181.5	23:22.620												
10	1	2:06.979	24.633	1:03.056	39.290	199.9	25:29.599												
11	1	2:08.794	25.219	1:03.695	39.880	186.4	27:38.393												



SIXTIES' ENDURANCE  
ESTORIL CLASSICS  
PRIVATE PRACTICE

Sector Analysis

Lap	D	Time	Sector 1	Sector 2	Sector 3	T. Spd	Elapsed	Lap	D	Time	Sector 1	Sector 2	Sector 3	T. Spd	Elapsed
12	1	2:05.329	24.225	1:01.019	40.085	205.8	29:43.722	10	1	2:20.182	28.336	1:09.192	42.654	165.7	26:45.668
13	1	2:06.399	24.286	1:03.449	38.664	202.8	31:50.121	11	1	2:17.385	28.533	1:08.658	40.194	171.1	29:03.053
14	1	2:08.066	24.980	1:03.547	39.539	189.9	33:58.187	12	1	2:11.071	25.897	1:04.876	40.298	202.8	31:14.124
15	1	2:11.073	24.881	1:07.189	39.003	191.9	36:09.260	13	1	2:16.295	27.046	1:07.573	41.676	182.7	33:30.419
16	1	2:08.933	24.907	1:02.594	41.432	206.6	38:18.193	14	1	2:11.580	26.597	1:05.211	39.772	184.2	35:41.999
17	1	2:05.076	25.112	1:00.878	39.086	190.9	40:23.269	15	1	2:09.203	25.775	1:03.465	39.963	202.8	37:51.202
<b>58</b> JAGUAR E-Type 3.8 1964 1.Christophe DELACHAUX GT4 2.Josselin PETER								<b>64</b> SHELBY Cobra 289 1965 1.Leon EBELING GT5 2.Andrew NEWALL							
1	1	2:51.595	56.080	1:14.669	40.846		2:51.595	1	1	2:08.433	29.289	1:01.540	37.604		2:08.433
2	1	2:20.547	29.494	1:08.476	42.577	159.5	5:12.142	2	1	2:05.885	24.690	1:02.602	38.593	178.3	4:14.318
3	1	2:13.502	27.698	1:06.380	39.424	147.0	7:25.644	3	1	2:16.014 B	25.924	1:01.015	49.075	165.7	6:30.332
4	1	2:11.468	28.317	1:03.769	39.382	148.5	9:37.112	4	1	3:18.148	1:37.878	1:01.737	38.533		9:48.480
5	1	2:09.329	26.857	1:02.950	39.522	163.2	11:46.441	5	1	2:03.064	24.636	1:01.273	37.155	189.9	11:51.544
6	1	2:11.349	26.070	1:05.301	39.978	161.3	13:57.790	6	1	2:04.063	24.101	1:02.298	37.664	188.6	13:55.607
7	1	2:11.976	27.349	1:05.264	39.363	144.7	16:09.766	7	1	2:04.821	24.886	1:02.746	37.189	192.2	16:00.428
8	1	2:10.419	27.310	1:03.805	39.304	156.5	18:20.185	8	1	2:00.184	24.277	58.616	37.291	183.6	18:00.612
9	1	2:23.239 B	27.212	1:05.929	50.098	156.1	20:43.424	9	1	2:12.119 B	24.438	1:02.106	45.575	181.8	20:12.731
10	2	4:33.876	2:49.091	1:04.933	39.852		25:17.300	10	2	4:02.689	2:21.961	1:02.155	38.573		24:15.420
11	2	2:11.270	26.535	1:03.870	40.865	173.0	27:28.570	11	2	2:00.830	24.024	59.157	37.649	193.9	26:16.250
12	2	2:11.178	26.519	1:04.204	40.455	167.7	29:39.748	12	2	2:03.904	25.610	1:00.294	38.000	201.7	28:20.154
13	2	2:12.241	26.329	1:05.903	40.009	174.9	31:51.989	13	2	2:02.616	24.529	1:00.064	38.023	200.2	30:22.770
14	2	2:10.783	26.507	1:03.542	40.734	173.5	34:02.772	14	2	2:04.489	24.537	1:00.601	39.351	197.7	32:27.259
15	2	2:10.747	26.522	1:04.652	39.573	166.4	36:13.519	15	2	2:31.895	24.991	1:21.689	45.215	193.9	34:59.154
16	2	2:09.337	26.282	1:03.854	39.201	177.7	38:22.856	16	2	2:18.813	23.963	1:14.974	39.876	193.9	37:17.967
17	2	2:09.127	26.116	1:03.745	39.266	166.9	40:31.983	17	2	2:00.954	24.128	59.360	37.466	194.9	39:18.921
<b>61</b> JAGUAR E-Type 3.8 1963 1.Luc-Pierre VERQUIN GT4								<b>66</b> MORGAN +4 1965 1.Thierry ROGEON GT3 2.Stéphane MOREAU							
1	1	3:32.388	1:39.063	1:10.043	43.282		3:32.388	1	1	4:12.594	1:48.891	1:28.695	55.008		4:12.594
2	1	2:20.704	29.929	1:10.067	40.708	141.5	5:53.092	2	1	2:42.903	34.192	1:20.054	48.657	135.6	6:55.497
3	1	2:13.487	27.075	1:05.231	41.181	180.9	8:06.579	3	1	2:40.142	33.443	1:18.775	47.924	130.9	9:35.639
4	1	2:14.041	26.941	1:06.686	40.414	183.0	10:20.620	4	1	2:40.087	32.598	1:19.251	48.238	142.8	12:15.726
5	1	2:20.727	26.947	1:13.459	40.321	173.0	12:41.347	5	1	2:35.514	31.529	1:16.667	47.318	148.9	14:51.240
6	1	2:27.722 B	26.736	1:05.587	55.399	176.3	15:09.069	6	1	2:51.369 B	31.612	1:16.348	1:03.409	153.7	17:42.609
7	1	7:38.195	5:54.665	1:04.185	39.345		22:47.264	7	2	6:10.518	4:02.678	1:20.765	47.075		23:53.127
8	1	2:10.702	26.310	1:04.937	39.455	180.3	24:57.966	8	2	2:30.507	29.887	1:15.456	45.164	163.0	26:23.634
9	1	2:09.145	26.572	1:03.169	39.404	185.1	27:07.111	9	2	2:29.337	29.834	1:14.404	45.099	151.4	28:52.971
10	1	2:08.854	26.228	1:02.620	40.006	194.9	29:15.965	10	2	2:35.155	34.288	1:15.437	45.430	167.2	31:28.126
11	1	2:07.922	26.351	1:01.827	39.744	181.2	31:23.887	11	2	2:28.883	29.543	1:13.190	46.150	162.8	33:57.009
12	1	2:08.825	26.011	1:02.515	40.299	186.4	33:32.712	12	2	2:25.407	29.635	1:11.731	44.041	155.2	36:22.416
13	1	2:07.874	25.837	1:02.808	39.229	173.5	35:40.586	13	2	2:25.323	29.050	1:12.608	43.665	159.9	38:47.739
14	1	2:08.286	26.258	1:02.744	39.284	205.4	37:48.872	14	2	2:23.368	28.957	1:09.388	45.023	165.4	41:11.107
15	1	2:07.988	25.902	1:02.535	39.551	185.7	39:56.860	<b>67</b> SHELBY Mustang GT350 1965 1.Thomas STUDER GT5							
16	1	3:00.015 B	30.833	1:24.158	1:05.024	174.6	42:56.875	1	1	4:29.198	2:24.815	1:18.175	46.208		4:29.198
<b>63</b> JAGUAR E-Type 3.8 1963 1.Stéphane WIMEZ GT4 2.Jacques-Alexandre FONTJ								2	1	2:26.360	32.323	1:11.557	42.480	147.6	6:55.558
1	1	4:14.123	2:13.313	1:14.717	46.093		4:14.123	3	1	2:15.433	26.944	1:08.047	40.442	166.7	9:10.991
2	1	2:28.612	34.469	1:12.392	41.751	127.2	6:42.735	4	1	2:27.014 B	26.646	1:06.240	54.128	163.7	11:38.005
3	1	2:12.642	25.633	1:06.588	40.421	186.1	8:55.377	5	1	4:26.273	2:42.591	1:04.337	39.345		16:04.278
4	1	2:13.791	26.515	1:06.530	40.746	170.8	11:09.168	6	1	2:08.194	26.620	1:02.213	39.361	173.8	18:12.472
5	1	2:09.378	26.692	1:03.078	39.608	175.2	13:18.546	7	1	2:08.044	25.982	1:02.892	39.170	175.2	20:20.516
6	1	2:09.374	25.954	1:03.197	40.223	184.2	15:27.920	8	1	2:10.455	26.322	1:04.577	39.556	176.3	22:30.971
7	1	2:10.315	26.273	1:04.463	39.579	214.6	17:38.235								
8	1	2:30.560 B	25.617	1:09.466	55.477	195.6	20:08.795								
9	1	4:16.691	2:19.699	1:13.113	43.879		24:25.486								



**SIXTIES' ENDURANCE**  
**ESTORIL CLASSICS**  
**PRIVATE PRACTICE**

**Sector Analysis**

Lap	D	Time	Sector 1	Sector 2	Sector 3	T. Spd	Elapsed	Lap	D	Time	Sector 1	Sector 2	Sector 3	T. Spd	Elapsed
9	1	2:09.618	26.657	1:01.303	41.658	177.7	24:40.589	9	2	2:05.702	24.709	1:00.733	40.260	192.9	24:48.208
10	1	<b>2:07.610</b>	25.832	1:02.202	39.576	177.4	26:48.199	10	2	2:06.621	25.104	1:02.626	38.891	192.9	26:54.829
11	1	2:08.873	26.535	1:03.190	39.148	174.9	28:57.072	11	2	2:02.458	24.332	1:00.336	<b>37.790</b>	212.9	28:57.287
12	1	2:09.205	25.806	1:03.655	39.744	177.4	31:06.277	12	2	2:03.176	24.156	1:00.570	38.450	208.9	31:00.463
13	1	2:07.917	27.669	<b>1:01.195</b>	<b>39.053</b>	179.1	33:14.194	13	2	<b>2:01.469</b>	<b>23.981</b>	<b>59.530</b>	37.958	210.1	33:01.932
14	1	2:13.233	30.349	1:02.782	40.102	181.2	35:27.427	14	2	2:02.336	24.572	59.583	38.181	196.0	35:04.268
15	1	2:18.763 <b>B</b>	<b>25.788</b>	1:01.344	51.631	181.2	37:46.190	15	2	2:06.939	24.903	1:00.243	41.793	207.7	37:11.207

**68** JAGUAR E-Type 3.8 1962  
1. Dirk EBELING GT4  
2. Christian SCHOEDEL

1	1	2:18.461	32.942	1:05.949	39.570		2:18.461
2	1	2:11.022	27.390	1:02.753	40.879	147.6	4:29.483
3	1	2:07.953	25.805	1:02.295	39.853	182.7	6:37.436
4	1	2:05.486	25.852	1:00.899	38.735	180.0	8:42.922
5	1	2:21.685 <b>B</b>	25.501	1:02.530	53.654	189.6	11:04.607
6	1	4:10.706	2:28.033	1:02.836	39.837		15:15.313
7	1	2:07.191	25.149	1:02.579	39.463	197.7	17:22.504
8	1	2:05.432	25.700	1:00.974	38.758	180.6	19:27.936
9	1	2:05.123	25.548	1:00.743	38.832	180.9	21:33.059
10	1	2:06.475	26.556	1:01.452	<b>38.467</b>	175.7	23:39.534
11	1	2:07.874	25.472	1:03.078	39.324	201.7	25:47.408
12	1	2:13.584 <b>B</b>	25.426	1:00.968	47.190	172.4	28:00.992
13	2	4:49.165	3:05.439	1:04.317	39.409		32:50.157
14	2	2:03.861	24.354	1:00.635	38.872	200.9	34:54.018
15	2	2:05.813	25.578	1:00.226	40.009	176.8	36:59.831
16	2	<b>2:03.456</b>	<b>24.215</b>	<b>1:00.027</b>	39.214	206.2	39:03.287
17	2	2:03.660	24.780	1:00.089	38.791	201.3	41:06.947

**70** SHELBY Cobra Daytona Coupe 1964  
1. Pierre-Alain FRANCE GT5  
2. Erwin FRANCE

1	1	3:30.645	1:33.660	1:12.899	44.086		3:30.645
2	1	2:16.680	28.959	1:08.195	39.526	141.9	5:47.325
3	1	2:10.771	25.348	1:05.111	40.312	197.4	7:58.096
4	1	2:09.604	26.890	1:02.976	39.738	171.1	10:07.700
5	1	2:07.302	26.291	1:02.450	38.561	158.8	12:15.002
6	1	2:06.783	25.368	1:02.489	38.926	182.7	14:21.785
7	1	2:55.438 <b>B</b>	25.461	1:01.669	1:28.308	200.6	17:17.223
8	1	5:53.336	4:08.981	1:02.477	41.878		23:10.559
9	1	2:02.451	24.614	59.907	37.930	188.3	25:13.010
10	1	2:01.730	24.214	59.537	37.979	212.5	27:14.740
11	1	<b>2:00.904</b>	24.016	59.302	<b>37.586</b>	209.7	29:15.644
12	1	2:01.000	<b>23.879</b>	<b>59.101</b>	38.020	204.3	31:16.644
13	1	2:02.889	24.857	1:00.387	37.645	210.1	33:19.533
14	1	2:06.875	27.584	1:01.073	38.218	197.4	35:26.408
15	1	2:04.384	24.204	1:00.897	39.283	209.7	37:30.792
16	1	2:15.759 <b>B</b>	24.350	59.815	51.594	210.5	39:46.551

**72** SHELBY Cobra 289 1963  
1. Richard COOK GT5  
2. Harvey STANLEY

1	1	3:07.640 <b>B</b>	1:00.680	1:11.425	55.535		3:07.640
2	1	3:12.826	1:26.144	1:05.716	40.966		6:20.466
3	1	2:09.496	25.876	1:03.538	40.082	170.0	8:29.962
4	1	2:06.175	25.490	1:02.040	38.645	176.0	10:36.137
5	1	2:05.323	25.415	1:01.045	38.863	188.9	12:41.460
6	1	2:03.625	24.922	1:00.474	38.229	183.9	14:45.085
7	1	2:13.011 <b>B</b>	24.906	1:00.357	47.748	183.6	16:58.096
8	2	5:44.410	3:57.916	1:06.470	40.024		22:42.506

**79** LOTUS Elan 26R 1964  
1. Victor GUTZWILLER GT2

1	1	3:34.551	1:30.649	1:20.581	43.321		3:34.551
2	1	2:23.272	29.713	1:10.725	42.834	156.5	5:57.823
3	1	2:17.925	27.198	1:09.560	41.167	186.4	8:15.748
4	1	2:10.963	<b>25.336</b>	1:04.967	40.660	208.5	10:26.711
5	1	2:11.462	26.212	1:05.338	<b>39.912</b>	186.1	12:38.173
6	1	2:11.939	26.402	1:04.645	40.892	213.4	14:50.112
7	1	2:22.266 <b>B</b>	25.504	<b>1:03.122</b>	53.640	209.3	17:12.378
8	1	5:42.326	3:56.640	1:05.330	40.356		22:54.704
9	1	<b>2:09.499</b>	25.644	1:03.391	40.464	208.9	25:04.203
10	1	2:25.133 <b>B</b>	26.062	1:06.581	52.490	210.9	27:29.336
11	1	4:25.918	2:42.672	1:03.160	40.086		31:55.254
12	1	2:11.722	25.530	1:04.085	42.107	206.6	34:06.976
13	1	2:19.658 <b>B</b>	25.388	1:03.491	50.779	201.3	36:26.634
14	1	4:37.028	2:51.473	1:05.622	39.933		41:03.662

**84** MG B 1964  
1. Benjamin ENGRAND GT2

1	1	3:02.834	1:03.029	1:14.378	45.427		3:02.834
2	1	2:26.172	29.176	1:10.696	46.300	147.8	5:29.006
3	1	<b>2:17.647</b>	<b>27.305</b>	<b>1:07.207</b>	<b>43.135</b>	176.5	7:46.653
4	1	2:28.648 <b>B</b>	28.162	1:08.402	52.084	161.1	10:15.301
5	1	5:39.953 <b>B</b>	3:28.250	1:13.443	58.260		15:55.254
6	1	4:21.840	2:24.334	1:12.637	44.869		20:17.094
7	1	2:37.538 <b>B</b>	30.571	1:10.539	56.428	152.0	22:54.632
8	1	3:01.228	1:07.457	1:10.449	43.322		25:55.860
9	1	2:22.996	28.498	1:10.635	43.863	178.3	28:18.856
10	1	2:36.211 <b>B</b>	30.054	1:09.539	56.618	152.7	30:55.067
11	1	3:53.310	1:48.912	1:17.368	47.030		34:48.377
12	1	2:35.432	33.029	1:13.136	49.267	138.7	37:23.809
13	1	2:28.124	32.359	1:11.058	44.707	139.7	39:51.933
14	1	2:36.994 <b>B</b>	28.706	1:10.576	57.712	169.2	42:28.927

**87** MORGAN 4/4 1964  
1. Roger WHITESIDE GT2  
2. Richard THORNE

1	1	3:26.526	1:26.557	1:14.309	45.660		3:26.526
2	1	2:26.922	30.359	1:13.390	43.173	152.9	5:53.448
3	1	2:22.417	28.010	1:11.882	42.525	188.0	8:15.865
4	1	2:17.254	27.710	1:07.224	42.320	181.5	10:33.119
5	1	2:17.260	28.369	1:06.645	<b>42.246</b>	179.1	12:50.379
6	1	2:20.259	27.342	1:08.765	44.152	175.4	15:10.638
7	1	<b>2:16.050</b>	27.202	1:06.541	42.307	179.7	17:26.688
8	1	2:26.522 <b>B</b>	<b>27.074</b>	<b>1:06.450</b>	52.998	179.4	19:53.210
9	2	4:49.762	2:47.979	1:13.211	48.572		24:42.972
10	2	2:22.765	28.285	1:10.972	43.508	175.2	27:05.737
11	2	2:21.460	28.435	1:09.591	43.434	173.2	29:27.197
12	2	2:20.579	27.536	1:09.768	43.275	186.4	31:47.776



SIXTIES' ENDURANCE  
ESTORIL CLASSICS  
PRIVATE PRACTICE

Sector Analysis

Personal Best Session Best B Crossing the finish line in pit lane

Lap	D	Time	Sector 1	Sector 2	Sector 3	T. Spd	Elapsed
13	2	2:21.793	27.957	1:08.763	45.073	189.6	34:09.569
14	2	2:19.904	27.782	1:08.736	43.386	186.1	36:29.473
15	2	2:18.168	27.491	1:07.797	42.880	185.7	38:47.641
16	2	2:16.728	27.845	1:06.502	42.381	173.0	41:04.369

89		JAGUAR E-Type 3.8 1962						GT4	
		1. Carlos BARBOSA							
		2. Peter LINDGREN							
1	2	2:46.516	41.020	1:18.471	47.025		2:46.516		
2	2	2:26.836	29.256	1:11.761	45.819	148.9	5:13.352		
3	2	2:24.121	28.266	1:13.025	42.830	149.8	7:37.473		
4	2	2:16.269	27.039	1:09.009	40.221	160.9	9:53.742		
5	2	2:16.035	27.250	1:07.465	41.320	157.2	12:09.777		
6	2	2:15.077	26.656	1:06.107	42.314	170.3	14:24.854		
7	2	2:13.017	26.345	1:04.787	41.885	166.2	16:37.871		
8	2	2:11.443	26.185	1:04.641	40.617	168.2	18:49.314		
9	2	2:23.345	32.557	1:05.256	45.532	152.7	21:12.659		
10	2	3:33.811 B	57.896	1:24.784	1:11.131	163.0	24:46.470		

90		JAGUAR E-Type 3.8 1964						GT4	
		1. Carlos F. CRUZ							
		2. Miguel AMARAL							
1	1	2:54.946	1:04.065	1:08.386	42.495		2:54.946		
2	1	2:10.697	26.311	1:04.215	40.171	198.1	5:05.643		
3	1	2:07.754	24.914	1:02.445	40.395	200.2	7:13.397		
4	1	2:07.914	25.247	1:01.861	40.806	203.2	9:21.311		
5	1	2:07.106	25.204	1:01.976	39.926	189.9	11:28.417		
6	1	2:07.601	24.875	1:02.064	40.662	207.7	13:36.018		
7	1	2:22.758 B	26.440	1:02.083	54.235	214.2	15:58.776		
8	1	4:35.987	2:54.341	1:02.116	39.530		20:34.763		
9	1	2:06.639	25.220	1:01.219	40.200	193.9	22:41.402		
10	1	2:06.527	25.358	1:00.648	40.521	192.9	24:47.929		
11	1	2:06.956	25.164	1:02.378	39.414	197.4	26:54.885		
12	1	2:06.877	25.400	1:01.270	40.207	205.0	29:01.762		
13	1	2:05.491	25.239	1:00.996	39.256	203.2	31:07.253		
14	1	2:06.416	25.728	1:01.059	39.629	197.4	33:13.669		
15	1	2:42.420 B	40.676	1:03.113	58.631	205.4	35:56.089		

100		JAGUAR E-Type 3.8 1963						GT4	
		1. Sébastien BERCHON							
1	1	2:46.786	59.084	1:05.932	41.770		2:46.786		
2	1	2:04.915	24.628	1:01.657	38.630	200.2	4:51.701		
3	1	2:18.828 B	25.848	1:01.870	51.110	171.1	7:10.529		
4	1	3:16.185	1:34.870	1:02.349	38.966		10:26.714		
5	1	2:04.607	24.902	1:00.992	38.713	187.3	12:31.321		
6	1	2:05.267	25.051	1:00.992	39.224	184.8	14:36.588		
7	1	2:06.288	25.306	1:02.179	38.803	202.8	16:42.876		
8	1	2:21.487 B	26.008	1:02.036	53.443	180.6	19:04.363		
9	1	4:05.264	2:24.265	1:01.161	39.838		23:09.627		
10	1	2:03.561	24.664	1:00.173	38.724	180.0	25:13.188		
11	1	2:15.520	35.736	1:01.043	38.741	205.8	27:28.708		
12	1	2:04.073	24.797	1:00.168	39.108	190.2	29:32.781		
13	1	2:07.583	24.882	1:03.134	39.567	177.4	31:40.364		
14	1	2:15.358 B	25.017	1:01.842	48.499	189.6	33:55.722		

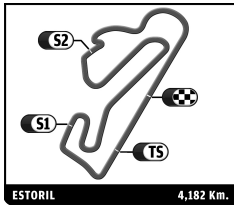
119		JAGUAR E-Type 3.8 1963						GT4	
		1. Jean-Luc BLANCHMAIN							
1	1	2:47.192	59.804	1:07.141	40.247		2:47.192		
2	1	2:07.611	26.062	1:02.506	39.043	168.7	4:54.803		

Lap	D	Time	Sector 1	Sector 2	Sector 3	T. Spd	Elapsed
3	1	2:06.697	25.745	1:01.723	39.229	170.3	7:01.500
4	1	2:07.916	25.577	1:02.323	40.016	179.7	9:09.416
5	1	2:08.394	26.065	1:02.484	39.845	167.5	11:17.810
6	1	2:08.262	25.730	1:02.864	39.668	174.9	13:26.072
7	1	2:08.009	25.590	1:02.553	39.866	180.3	15:34.081
8	1	2:06.588	25.461	1:01.839	39.288	186.4	17:40.669
9	1	2:06.746	24.964	1:02.366	39.416	192.9	19:47.415
10	1	2:08.921	25.740	1:02.998	40.183	184.8	21:56.336
11	1	2:09.245	26.092	1:02.994	40.159	167.7	24:05.581
12	1	2:06.382	25.311	1:02.028	39.043	188.0	26:11.963
13	1	2:07.010	25.627	1:02.502	38.881	180.3	28:18.973
14	1	2:49.994 B	52.479	1:05.216	52.299	174.0	31:08.967

124		ALFA ROMEO Giulia Sprint GTA 1965						GT2	
		1. Pascal DUHAMEL							
1	1	3:32.562	1:28.691	1:15.396	48.475		3:32.562		
2	1	2:32.381	32.359	1:13.626	46.396	145.6	6:04.943		
3	1	2:33.134	31.113	1:14.887	47.134	168.0	8:38.077		
4	1	2:31.492	30.263	1:15.006	46.223	171.3	11:09.569		
5	1	2:33.705	31.446	1:14.956	47.303	166.4	13:43.274		
6	1	2:35.432	32.061	1:14.944	48.427	157.9	16:18.706		
7	1	2:43.479 B	31.311	1:14.850	57.318	158.6	19:02.185		
8	1	5:51.220 B	3:33.674	1:17.271	1:00.275		24:53.405		

140		MG A 1600 1959						GT2	
		1. Simon NOBILI							
		2. Régis MASSON							
1	1	3:25.093	1:20.322	1:18.472	46.299		3:25.093		
2	1	2:23.610	30.371	1:09.362	43.877	144.3	5:48.703		
3	1	2:41.633 B	28.516	1:18.544	54.573	189.6	8:30.336		
4	1	3:11.741	1:18.652	1:09.018	44.071		11:42.077		
5	1	2:35.366 B	27.442	1:09.769	58.155	188.6	14:17.443		
6	1	6:54.819	4:56.160	1:12.346	46.313		21:12.262		
7	1	2:18.957	28.016	1:07.657	43.284	189.2	23:31.219		
8	1	2:21.536	29.029	1:09.432	43.075	181.5	25:52.755		
9	1	2:18.582	27.509	1:07.774	43.299	187.3	28:11.337		
10	1	2:17.723	27.666	1:07.046	43.011	187.0	30:29.060		
11	1	2:17.178	27.786	1:06.664	42.728	188.9	32:46.238		
12	1	2:18.649	27.943	1:07.528	43.178	184.8	35:04.887		
13	1	2:19.134	27.745	1:07.207	44.182	190.2	37:24.021		
14	1	2:18.445	27.433	1:07.513	43.499	189.9	39:42.466		
15	1	2:18.603	27.936	1:07.992	42.675	188.9	42:01.069		

142		Jaguar E-Type Coupe 3.8 1963						GT4	
		1. Christophe SCHWARTZ							
		2. Lisa SCHWARTZ							
1	1	2:47.466	48.758	1:14.039	44.669		2:47.466		
2	1	2:38.290 B	29.658	1:10.946	57.686	143.5	5:25.756		
3	1	3:59.456	2:06.793	1:11.041	41.622		9:25.212		
4	1	2:33.037 B	28.965	1:11.147	52.925	173.5	11:58.249		
5	2	6:48.873	4:32.896	1:26.419	49.558		18:47.122		
6	2	2:42.853	34.115	1:21.274	47.464	120.7	21:29.975		
7	2	2:39.578	33.704	1:18.164	47.710	119.5	24:09.553		
8	2	2:37.669	31.530	1:17.466	48.673	135.1	26:47.222		
9	2	2:56.061 B	31.368	1:16.975	1:07.718	147.6	29:43.283		
10	2	5:36.202	3:48.297	1:06.508	41.397		35:19.485		
11	2	2:15.803	27.168	1:06.289	42.346	177.4	37:35.288		
12	2	2:14.583	27.825	1:05.448	41.310	169.2	39:49.871		
13	2	2:12.588	26.260	1:04.796	41.532	185.7	42:02.459		



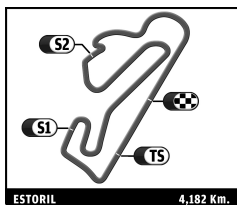
SIXTIES' ENDURANCE  
ESTORIL CLASSICS  
PRIVATE PRACTICE

Sector Analysis

Personal Best Session Best B Crossing the finish line in pit lane

Lap	D	Time	Sector 1	Sector 2	Sector 3	T. Spd	Elapsed	Lap	D	Time	Sector 1	Sector 2	Sector 3	T. Spd	Elapsed
<b>143</b> LOTUS Elan 26R 1966 1.Damien SIONNEAU 2.Charles Edouard ROUSSE. GT2															
1	1	4:15.514	2:19.418	1:11.620	44.476		4:15.514	1	2	4:11.899	2:16.161	1:14.024	41.714		4:11.899
2	1	2:17.135	30.402	1:05.816	40.917	147.0	6:32.649	2	2	2:06.608	26.399	1:01.260	38.949	172.7	6:18.507
3	1	2:07.174	26.020	1:02.041	<b>39.113</b>	178.0	8:39.823	3	2	2:09.816	24.684	1:04.672	40.460	206.2	8:28.323
4	1	2:22.491	B 27.220	1:03.072	52.199	186.7	11:02.314	4	2	2:06.643	25.388	1:02.610	<b>38.645</b>	194.9	10:34.966
5	1	3:51.805	2:07.887	1:03.884	40.034		14:54.119	5	2	2:06.282	24.638	1:01.902	39.742	195.6	12:41.248
6	1	2:08.709	26.452	1:02.094	40.163	179.4	17:02.828	6	2	<b>2:03.615</b>	<b>23.966</b>	<b>1:00.556</b>	39.093	215.9	14:44.863
7	1	2:07.914	25.855	1:02.253	39.806	187.6	19:10.742	7	2	2:45.137	B 27.226	1:04.756	1:13.155	181.5	17:30.000
8	1	2:18.591	B 25.537	1:02.769	50.285	188.3	21:29.333	8	1	5:12.754	3:19.870	1:10.162	42.722		22:42.754
9	1	3:52.880	2:10.428	1:03.260	39.192		25:22.213	9	1	2:14.077	27.908	1:05.959	40.210	167.2	24:56.831
10	1	2:08.247	25.623	1:03.310	39.314	185.7	27:30.460	10	1	2:14.520	26.825	1:06.947	40.748	198.8	27:11.351
11	1	2:06.976	25.474	1:02.185	39.317	185.4	29:37.436	11	1	2:10.456	25.899	1:04.340	40.217	198.4	29:21.807
12	1	2:07.293	<b>25.071</b>	1:02.350	39.872	194.2	31:44.729	12	1	2:11.677	26.935	1:04.698	40.044	176.5	31:33.484
13	1	2:06.949	25.159	1:02.415	39.375	185.4	33:51.678								
14	1	<b>2:06.135</b>	25.288	<b>1:01.459</b>	39.388	190.2	35:57.813								
15	1	2:06.677	25.145	1:01.615	39.917	188.0	38:04.490								
16	1	2:18.327	B 25.124	1:02.524	50.679	195.6	40:22.817								
<b>153</b> TVR GranTurco Mk III 1963 1.Georges ROCCHIETTA 2.Charles Edouard ROUSSE. GT2															
1	1	3:26.223	1:25.215	1:14.973	46.035		3:26.223	1	1	4:05.159	1:58.355	1:20.107	46.697		4:05.159
2	1	2:27.122	30.219	1:13.328	43.575	142.2	5:53.345	2	1	2:09.710	27.393	1:03.721	38.596	161.3	6:14.869
3	1	2:22.564	29.110	1:10.185	43.269	171.6	8:15.909	3	1	2:34.333	B 26.900	1:05.829	1:01.604	170.6	8:49.202
4	1	2:19.504	28.855	1:07.186	43.463	168.5	10:35.413	4	1	3:34.380	1:52.941	1:02.739	38.700		12:23.582
5	1	2:30.286	B 28.550	1:07.025	54.711	178.5	13:05.699	5	1	2:05.993	25.561	1:01.678	38.754	187.3	14:29.575
6	1	10:23.327	8:32.152	1:07.205	43.970		23:29.026	6	1	2:06.108	25.243	1:01.631	39.234	175.7	16:35.683
7	1	2:21.271	28.304	1:08.873	44.094	178.3	25:50.297	7	1	2:05.517	25.429	1:01.472	38.616	172.4	18:41.200
8	1	<b>2:18.227</b>	<b>28.140</b>	1:06.980	43.107	180.0	28:08.524	8	1	2:13.298	25.962	1:07.333	40.003	181.2	20:54.498
9	1	2:18.581	29.077	<b>1:06.363</b>	43.141	155.4	30:27.105	9	1	<b>2:03.976</b>	<b>24.988</b>	<b>1:00.945</b>	<b>38.043</b>	178.0	22:58.474
10	1	2:18.406	28.272	1:07.044	43.090	182.4	32:45.511	10	1	2:33.534	B 25.223	1:08.945	59.366	184.8	25:32.008
11	1	2:25.878	B 28.179	1:07.417	50.282	174.6	35:11.389								
12	1	2:47.277	57.096	1:07.330	<b>42.851</b>		37:58.666								
13	1	2:18.598	28.142	1:07.506	42.950	181.2	40:17.264								
<b>155</b> SHELBY Cobra Daytona Coupe (C) 1965 1.Pierre-François ROUSSEL 2.Carlos TAVARES INV															
1	1	2:32.839	52.564	1:02.633	<b>37.642</b>		2:32.839	1	1	4:10.562	1:59.362	1:19.959	51.241		4:10.562
2	1	2:03.664	25.025	1:00.880	37.759	205.4	4:36.503	2	1	2:39.662	B 30.749	1:09.933	58.980	156.3	6:50.224
3	1	2:07.618	25.054	1:04.403	38.161	189.9	6:44.121	3	1	3:55.324	2:01.055	1:11.159	43.110		10:45.548
4	1	<b>2:03.516</b>	25.118	<b>1:00.220</b>	38.178	179.7	8:47.637	4	1	2:19.939	27.928	1:07.169	44.842	180.9	13:05.487
5	1	2:25.500	B 24.351	1:02.838	58.311	199.5	11:13.137	5	1	2:29.302	B 28.026	1:07.988	53.288	164.7	15:34.789
6	1	5:02.981	3:08.822	1:10.760	43.399		16:16.118	6	1	3:47.505	1:58.169	1:07.259	42.077		19:22.294
7	1	2:15.070	28.082	1:07.372	39.616	188.3	18:31.188	7	1	2:15.736	27.626	1:06.669	41.441	175.2	21:38.030
8	1	2:29.531	B 26.793	1:07.293	55.445	188.9	21:00.719	8	1	2:14.477	27.306	1:05.947	41.224	177.7	23:52.507
9	1	3:18.751	1:31.879	1:06.630	40.242		24:19.470	9	1	2:12.772	25.682	1:06.173	40.917	199.5	26:05.279
10	1	2:09.019	26.547	1:03.462	39.010	184.8	26:28.489	10	1	2:12.885	27.041	1:05.422	40.422	184.2	28:18.164
11	1	2:09.278	26.677	1:03.658	38.943	169.2	28:37.767	11	1	<b>2:10.227</b>	25.921	<b>1:03.729</b>	40.577	195.6	30:28.391
12	1	2:07.844	26.758	1:01.771	39.315	196.0	30:45.611	12	1	2:11.253	27.175	1:03.827	<b>40.251</b>	178.5	32:39.644
13	1	2:07.160	25.843	1:02.274	39.043	193.9	32:52.771	13	1	2:10.803	25.976	1:04.406	40.421	191.5	34:50.447
14	1	2:10.809	25.654	1:04.927	40.228	183.6	35:03.580	14	1	2:11.434	26.407	1:03.761	41.266	180.0	37:01.881
15	1	2:09.173	25.441	1:03.147	40.585	193.9	37:12.753	15	1	2:12.215	26.323	1:05.340	40.552	188.3	39:14.096
16	1	2:04.772	25.205	1:00.758	38.809	183.9	39:17.525	16	1	2:10.537	<b>25.346</b>	1:04.781	40.410	203.2	41:24.633
17	1	2:08.207	26.538	1:03.152	38.517	180.6	41:25.732								
<b>160</b> LOTUS XV 1958 1.Michael BIRCH 2.Gareth BURNETT SP3															
1	2	4:11.899	2:16.161	1:14.024	41.714		4:11.899	1	2	4:11.899	2:16.161	1:14.024	41.714		4:11.899
2	2	2:06.608	26.399	1:01.260	38.949	172.7	6:18.507	2	2	2:06.608	26.399	1:01.260	38.949	172.7	6:18.507
3	2	2:09.816	24.684	1:04.672	40.460	206.2	8:28.323	3	2	2:09.816	24.684	1:04.672	40.460	206.2	8:28.323
4	2	2:06.643	25.388	1:02.610	<b>38.645</b>	194.9	10:34.966	4	2	2:06.643	25.388	1:02.610	<b>38.645</b>	194.9	10:34.966
5	2	2:06.282	24.638	1:01.902	39.742	195.6	12:41.248	5	2	2:06.282	24.638	1:01.902	39.742	195.6	12:41.248
6	2	<b>2:03.615</b>	<b>23.966</b>	<b>1:00.556</b>	39.093	215.9	14:44.863	6	2	<b>2:03.615</b>	<b>23.966</b>	<b>1:00.556</b>	39.093	215.9	14:44.863
7	2	2:45.137	B 27.226	1:04.756	1:13.155	181.5	17:30.000	7	2	2:45.137	B 27.226	1:04.756	1:13.155	181.5	17:30.000
8	1	5:12.754	3:19.870	1:10.162	42.722		22:42.754	8	1	5:12.754	3:19.870	1:10.162	42.722		22:42.754
9	1	2:14.077	27.908	1:05.959	40.210	167.2	24:56.831	9	1	2:14.077	27.908	1:05.959	40.210	167.2	24:56.831
10	1	2:14.520	26.825	1:06.947	40.748	198.8	27:11.351	10	1	2:14.520	26.825	1:06.947	40.748	198.8	27:11.351
11	1	2:10.456	25.899	1:04.340	40.217	198.4	29:21.807	11	1	2:10.456	25.899	1:04.340	40.217	198.4	29:21.807
12	1	2:11.677	26.935	1:04.698	40.044	176.5	31:33.484	12	1	2:11.677	26.935	1:04.698	40.044	176.5	31:33.484
<b>167</b> JAGUAR E-Type 3.8 1964 1.Maurizio BIANCO GT4															
1	1	4:05.159	1:58.355	1:20.107	46.697		4:05.159	1	1	4:05.159	1:58.355	1:20.107	46.697		4:05.159
2	1	2:09.710	27.393	1:03.721	38.596	161.3	6:14.869	2	1	2:09.710	27.393	1:03.721	38.596	161.3	6:14.869
3	1	2:34.333	B 26.900	1:05.829	1:01.604	170.6	8:49.202	3	1	2:34.333	B 26.900	1:05.829	1:01.604	170.6	8:49.202
4	1	3:34.380	1:52.941	1:02.739	38.700		12:23.582	4	1	3:34.380	1:52.941	1:02.739	38.700		12:23.582
5	1	2:05.993	25.561	1:01.678	38.754	187.3	14:29.575	5	1	2:05.993	25.561	1:01.678	38.754	187.3	14:29.575
6	1	2:06.108	25.243	1:01.631	39.234	175.7	16:35.683	6	1	2:06.108	25.243	1:01.631	39.234	175.7	16:35.683
7	1	2:05.517	25.429	1:01.472	38.616	172.4	18:41.200	7	1	2:05.517	25.429	1:01.472	38.616	172.4	18:41.200
8	1	2:13.298	25.962	1:07.333	40.003	181.2	20:54.498	8	1	2:13.298	25.962	1:07.333	40.003	181.2	20:54.498
9	1	<b>2:03.976</b>	<b>24.988</b>	<b>1:00.945</b>	<b>38.043</b>	178.0	22:58.474	9	1	<b>2:03.976</b>	<b>24.988</b>	<b>1:00.945</b>	<b>38.043</b>	178.0	22:58.474
10	1	2:33.534	B 25.223	1:08.945	59.366	184.8	25:32.008	10	1	2:33.534	B 25.223	1:08.945	59.366	184.8	25:32.008
<b>170</b> LOTUS Elan 26R 1964 1.Ted TUPPEN GT															





SIXTIES' ENDURANCE  
ESTORIL CLASSICS  
PRIVATE PRACTICE

Sector Analysis

■ Personal Best ■ Session Best B Crossing the finish line in pit lane

Lap	D	Time	Sector 1	Sector 2	Sector 3	T. Spd	Elapsed	Lap	D	Time	Sector 1	Sector 2	Sector 3	T. Spd	Elapsed
<b>181</b> SHELBY Cobra Daytona Coupe 1962 1. Vincent NEURRISSE GT5 2. Bertrand ROUCHAUD															
1	1	3:47.092	1:48.878	1:14.825	43.389		3:47.092								
2	1	2:41.960 <b>B</b>	27.877	1:14.725	59.358	180.3	6:29.052								
3	1	4:33.431	2:43.840	1:06.855	42.736		11:02.483								
4	1	2:13.205	27.216	1:05.180	40.809	189.9	13:15.688								
5	1	2:10.502	25.061	1:04.474	40.967	198.8	15:26.190								
6	1	2:09.021	25.899	1:03.364	39.758	194.9	17:35.211								
7	1	2:09.100	25.647	1:04.324	39.129	185.1	19:44.311								
8	1	2:24.687 <b>B</b>	26.598	1:04.769	53.320	188.0	22:08.998								
9	2	5:10.321	3:25.750	1:04.570	40.001		27:19.319								
10	2	2:10.915	24.961	1:05.837	40.117	186.7	29:30.234								
11	2	2:07.385	24.986	1:03.513	38.886	192.9	31:37.619								
12	2	2:05.537	<b>24.470</b>	1:02.567	<b>38.500</b>	201.7	33:43.156								
13	2	2:26.374 <b>B</b>	24.866	1:04.136	57.372	192.9	36:09.530								
14	2	3:24.746	1:40.494	1:04.668	39.584		39:34.276								
15	2	<b>2:04.849</b>	24.888	<b>1:01.045</b>	38.916	187.3	41:39.125								
<b>369</b> SHELBY Cobra 289 1964 1. Urs BECK GT5 2. Patrick SIMON															
1	1	2:15.677	34.579	1:03.293	37.805		2:15.677								
2	1	2:17.383	24.439	1:00.207	52.737	193.6	4:33.060								
3	1	2:07.969	26.683	1:02.751	38.535	176.0	6:41.029								
4	1	2:04.769	24.183	1:01.522	39.064	197.4	8:45.798								
5	1	2:05.458	24.280	1:01.595	39.583	200.6	10:51.256								
6	1	2:02.712	<b>24.039</b>	59.666	39.007	203.2	12:53.968								
7	1	2:22.746 <b>B</b>	24.953	1:04.834	52.959	187.3	15:16.714								
8	2	4:46.161	3:05.464	1:02.622	38.075		20:02.875								
9	2	2:00.997	24.127	59.049	37.821	200.6	22:03.872								
10	2	2:01.405	24.408	59.265	37.732	190.2	24:05.277								
11	2	2:01.057	24.238	59.295	<b>37.524</b>	192.5	26:06.334								
12	2	<b>2:00.697</b>	24.163	<b>58.020</b>	38.514	202.4	28:07.031								
13	2	2:28.332 <b>B</b>	25.629	1:07.477	55.226	181.2	30:35.363								