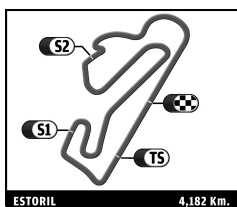


CLASSIC ENDURANCE RACING 1  
ESTORIL CLASSICS  
PRIVATE PRACTICE

Sector Analysis

Personal Best Session Best B Crossing the finish line in pit lane

Lap	D	Time	Sector 1	Sector 2	Sector 3	T. Spd	Elapsed	Lap	D	Time	Sector 1	Sector 2	Sector 3	T. Spd	Elapsed	
<b>6</b>	CHEVRON B16 1970 1.Jean LEGRAS							P-2L	3	1	2:12.702	27.740	1:07.071	37.891	159.5	8:40.566
	1	4:08.522 B	1:38.082	1:24.051	1:06.389		4:08.522	4	1	1:55.363	23.531	56.616	35.216	196.0	10:35.929	
	2	4:07.598	2:13.951	1:09.196	44.451		8:16.120	5	1	1:53.573	23.060	55.143	35.370	207.4	12:29.502	
	3	2:11.384	26.633	1:04.743	40.008	168.0	10:27.504	6	1	2:19.262 B	23.535	1:02.211	53.516	220.2	14:48.764	
	4	2:04.820	25.162	1:00.905	38.753	178.8	12:32.324	7	1	4:11.634	2:32.359	1:03.758	35.517		19:00.398	
	5	2:03.734	25.292	1:01.603	36.839	185.4	14:36.058	8	1	1:59.017	23.356	58.997	36.664	212.1	20:59.415	
	6	2:05.645	23.849	1:03.850	37.946	208.5	16:41.703	9	1	1:59.311	23.277	59.632	36.402	203.9	22:58.726	
	7	2:21.349 B	24.217	59.707	57.425	201.3	19:03.052	10	1	1:56.479	23.072	57.643	35.764	220.6	24:55.205	
	8	4:00.669	2:13.882	1:05.169	41.618		23:03.721	11	1	2:16.271 B	22.987	56.311	56.973	203.9	27:11.476	
	9	2:04.295	25.148	1:00.474	38.673	171.1	25:08.016	12	1	4:58.144	3:19.346	1:03.535	35.263		32:09.620	
	10	1:59.442	23.482	58.997	36.963	210.9	27:07.458	13	1	1:54.450	23.082	56.101	35.267	206.2	34:04.070	
	11	1:58.386	23.868	57.565	36.953	183.3	29:05.844	14	1	1:52.093	22.646	54.739	34.708	212.1	35:56.163	
	12	2:08.986	24.794	1:06.345	37.847	185.7	31:14.830	15	1	2:29.531 B	21.774	1:10.405	57.352	230.2	38:25.694	
	13	1:59.770	23.515	59.173	37.082	207.4	33:14.600									
	14	2:15.127 B	23.313	58.251	53.563	203.5	35:29.727									
<b>7</b>	LOLA T70 Mk III B 1969 1.Toni SEILER							P+2L	1	1	2:43.759	51.360	1:08.779	43.620		2:43.759
	2	1:56.008	23.983	56.307	35.718	203.9	4:59.949	2	1	2:52.748 B	31.669	1:14.063	1:07.016	122.7	5:36.507	
	3	1:51.924	21.970	55.283	34.671	231.2	6:51.873	3	1	5:15.845	3:31.583	1:05.665	38.597		10:52.352	
	4	1:49.892	22.389	53.668	33.835	222.8	8:41.765	4	1	2:06.039	24.509	1:03.512	38.018	200.9	12:58.391	
	5	2:06.940 B	22.388	53.619	50.933	214.6	10:48.705	5	1	2:04.805	24.957	1:02.098	37.750	198.1	15:03.196	
	6	5:53.151	4:12.849	1:04.321	35.981		16:41.856	6	1	2:03.911	24.507	1:01.805	37.599	205.0	17:07.107	
	7	1:57.461	24.915	57.224	35.322	239.2	18:39.317	7	1	2:02.906	24.245	1:00.522	38.139	203.9	19:10.013	
	8	1:51.567	22.700	54.435	34.432	214.2	20:30.884	8	1	2:02.355	24.211	1:00.548	37.596	199.1	21:12.368	
	9	1:49.080	21.942	53.214	33.924	223.7	22:19.964	9	1	2:26.296 B	24.286	1:04.408	57.602	195.6	23:38.664	
	10	1:49.101	21.208	53.529	34.364	253.5	24:09.065	10	1	4:42.797	2:57.970	1:05.394	39.433		28:21.461	
	11	2:09.357 B	22.918	57.154	49.285	213.4	26:18.422	11	1	2:07.050	25.302	1:02.071	39.677	195.6	30:28.511	
	12	6:47.354	5:15.672	56.607	35.075		33:05.776	12	1	2:07.268	24.999	1:02.741	39.528	201.3	32:35.779	
	13	1:49.893	21.538	53.858	34.497	231.7	34:55.669	13	1	2:06.090	25.093	1:02.393	38.604	204.7	34:41.869	
	14	1:52.089	21.435	54.622	36.032	230.7	36:47.758	14	1	2:32.253 B	24.332	1:08.048	59.873	212.5	37:14.122	
	15	3:24.630 B	37.524	1:33.587	1:13.519	106.4	40:12.388									
<b>11</b>	MCLAREN M8C 1970 1.Marc DEVIS 2.Martin O'CONNELL							P+2L	1	1	2:49.776	1:00.042	1:07.690	42.044		2:49.776
	2	2:01.099	26.198	58.559	36.342	177.4	5:54.982	2	1	2:01.767	27.341	58.634	35.792	156.5	4:51.543	
	3	1:53.838	23.018	56.510	34.310	219.7	7:48.820	3	1	1:55.177	22.227	57.534	35.416	231.2	6:46.720	
	4	1:50.401	22.232	54.572	33.597	224.2	9:39.221	4	1	2:13.589	41.115	56.568	35.906	244.0	9:00.309	
	5	1:50.120	22.065	54.451	33.604	226.0	11:29.341	5	1	1:51.624	22.502	54.835	34.287	230.2	10:51.933	
	6	2:11.834 B	23.294	1:00.377	48.163	220.6	13:41.175	6	1	2:07.237 B	21.862	55.040	50.335	241.3	12:59.170	
	7	8:18.606	6:48.147	56.806	33.653		21:59.781	7	1	5:01.673	3:29.217	57.568	34.888		18:00.843	
	8	1:49.514	21.566	54.378	33.570	233.7	23:49.295	8	1	1:50.514	21.786	54.408	34.320	242.4	19:51.357	
	9	2:17.343 B	23.003	59.002	55.338	209.7	26:06.638	9	1	1:49.456	21.948	53.429	34.079	246.1	21:40.813	
	10	5:13.589	3:30.936	1:05.304	37.349		31:20.227	10	1	2:02.787	21.882	54.854	46.051	239.2	23:43.600	
	11	2:48.607	21.221	53.739	33.647	228.3	33:08.834	11	1	2:03.515 B	23.402	56.517	43.596	218.9	25:47.115	
	12	1:48.182	21.461	53.762	32.959	230.2	34:57.016	12	1	10:23.894	8:46.578	1:01.122	36.194		36:11.009	
	13	1:48.844	20.577	53.429	34.838	242.9	36:45.860	13	1	2:50.932 B	22.414	1:28.514	1:00.004	228.3	39:01.941	
	14	3:24.083 B	38.263	1:33.719	1:12.101	107.8	40:09.943									
<b>21</b>	DETOMASO Pantera 1975 1.Detlef VON DER LIECK 2.Ralf KELLENERS							GT1	1	2	2:42.590	58.594	1:05.984	38.012		2:42.590
	2	1:59.645	24.486	58.162	36.997	180.6	4:42.235	2	2	1:59.645	24.486	58.162	36.997	180.6	4:42.235	
	3	1:55.177	23.492	56.283	35.402	204.7	6:37.412	3	2	1:55.177	23.492	56.283	35.402	204.7	6:37.412	
	4	1:54.628	22.428	56.471	35.729	218.4	8:32.040	4	2	1:54.628	22.428	56.471	35.729	218.4	8:32.040	
	5	1:53.414	22.520	55.636	35.528	215.4	10:25.454	5	2	1:53.414	22.520	55.636	35.528	215.4	10:25.454	
	6	2:03.074 B	23.086	56.371	43.617	216.7	12:28.528	6	2	2:03.074 B	23.086	56.371	43.617	216.7	12:28.528	
	7	4:24.187	2:45.683	1:01.129	37.375		16:52.715	7	1	4:24.187	2:45.683	1:01.129	37.375		16:52.715	
	8	2:02.065	24.674	1:00.610	36.781	194.9	18:54.780	8	1	2:02.065	24.674	1:00.610	36.781	194.9	18:54.780	



CLASSIC ENDURANCE RACING 1  
ESTORIL CLASSICS  
PRIVATE PRACTICE

Sector Analysis

Personal Best Session Best B Crossing the finish line in pit lane

Lap	D	Time	Sector 1	Sector 2	Sector 3	T. Spd	Elapsed	Lap	D	Time	Sector 1	Sector 2	Sector 3	T. Spd	Elapsed
9	1	2:01.630	24.236	1:01.018	36.376	216.7	20:56.410	11	1	1:50.528	21.809	54.387	34.332	221.9	23:24.664
10	1	2:04.338	24.788	1:02.454	37.096	209.3	23:00.748	12	1	2:11.556B	22.735	56.828	51.993	208.9	25:36.220
11	1	2:01.509	24.552	59.798	37.159	217.1	25:02.257	<b>26</b> CHEVRON B19 1971							
12	1	2:01.335	24.257	59.868	37.210	215.0	27:03.592	1.Regis DEVIS P-2L							
13	1	2:01.810	24.444	59.925	37.441	214.2	29:05.402	2.Mathias DEVIS							
14	1	2:11.827B	24.222	1:00.812	46.793	207.4	31:17.229	1	1	3:53.361	1:57.632	1:11.566	44.163		3:53.361
15	1	5:52.263	4:09.932	1:03.310	39.021		37:09.492	2	1	2:03.423	26.055	1:00.197	37.171	175.2	5:56.784
16	1	3:12.845B	32.754	1:23.092	1:16.999	122.8	40:22.337	3	1	2:03.134	25.884	1:00.023	37.227	191.9	7:59.918
<b>22</b> CHEVRON B16 1970								<b>26</b> CHEVRON B19 1971							
1.Francisco SA CARNEIRO P-2L								1.Regis DEVIS P-2L							
2.Joao CANNAS								2.Mathias DEVIS							
1	1	3:24.035	1:26.190	1:15.934	41.911		3:24.035	1	1	1:59.618	23.919	58.133	37.566	184.5	9:59.536
2	1	2:23.707B	28.212	1:06.373	49.122	155.4	5:47.742	5	1	1:58.651	23.990	58.158	36.503	204.7	11:58.187
3	1	3:28.672	1:47.516	1:02.792	38.364		9:16.414	6	1	2:07.646B	24.141	57.519	45.986	194.2	14:05.833
4	1	2:03.360	25.626	1:00.751	36.983	183.6	11:19.774	7	1	2:54.074	1:18.837	59.225	36.012		16:59.907
5	1	2:06.586	25.735	1:02.747	38.104	186.1	13:26.360	8	1	1:55.786	23.223	57.074	35.489	193.6	18:55.693
6	1	2:04.047	24.500	1:01.047	38.500	192.5	15:30.407	9	1	2:12.209B	23.725	58.796	49.688	200.6	21:07.902
7	1	2:02.402	23.801	1:00.302	38.299	204.7	17:32.809	10	2	5:43.663	3:59.570	1:05.868	38.225		26:51.565
8	1	2:02.572	24.292	1:00.040	38.240	198.8	19:35.381	11	2	2:07.301	24.978	1:05.811	36.512	188.3	28:58.866
9	1	2:03.724	23.898	1:02.196	37.630	207.0	21:39.105	12	2	2:02.993	24.429	1:02.226	36.338	167.5	31:01.859
10	1	2:16.010B	25.632	1:01.941	48.437	182.7	23:55.115	13	2	1:57.555	23.821	58.458	35.276	182.4	32:59.414
11	2	5:56.363	3:59.762	1:13.274	43.327		29:51.478	14	2	1:57.654	23.838	58.495	35.321	183.9	34:57.068
12	2	2:06.964	25.271	1:03.180	38.513	199.9	31:58.442	15	2	1:57.240	22.750	58.413	36.077	197.7	36:54.308
13	2	2:04.108	24.754	1:01.004	38.350	207.4	34:02.550	<b>32</b> CHEVRON B8 1968							
14	2	2:04.684	25.400	1:01.541	37.743	211.3	36:07.234	1.Henrique GEMPERLE P-2L							
15	2	2:43.023B	23.903	1:22.131	56.989	216.7	38:50.257	2.Marc de SIEBENTHAL							
<b>23</b> CHEVRON B21 1972								<b>32</b> CHEVRON B8 1968							
1.Romain BELLETESTE P-2L								1.Henrique GEMPERLE P-2L							
1	1	3:30.637	1:39.890	1:11.321	39.426		3:30.637	2	2	2:41.658	56.906	1:05.969	38.783		2:41.658
2	1	2:05.386	26.511	1:01.998	36.877	176.8	5:36.023	2	2	2:00.577	24.306	58.717	37.554	204.7	4:42.235
3	1	1:57.660	23.967	57.454	36.239	208.9	7:33.683	3	2	1:58.076	24.338	57.874	35.864	208.9	6:40.311
4	1	1:55.970	23.384	57.172	35.414	225.6	9:29.653	4	2	1:56.614	23.891	57.317	35.406	215.0	8:36.925
5	1	1:56.220	22.730	57.461	36.029	209.7	11:25.873	5	2	1:53.909	22.449	56.361	35.099	221.9	10:30.834
6	1	1:54.427	22.572	56.793	35.062	222.4	13:20.300	6	2	2:13.732B	23.392	1:01.525	48.815	199.5	12:44.566
7	1	1:53.503	22.488	56.502	34.513	226.0	15:13.803	7	1	6:06.853	4:24.307	1:04.161	38.385		18:51.419
8	1	2:17.064B	23.159	1:00.808	53.097	212.9	17:30.867	8	1	2:04.823	24.543	1:01.587	38.693	209.7	20:56.242
9	1	5:18.303	3:46.141	57.478	34.684		22:49.170	9	1	2:09.037	25.486	1:04.926	38.625	208.5	23:05.279
10	1	1:58.024	22.141	1:00.685	35.198	234.2	24:47.194	10	1	2:03.590	24.840	1:01.569	37.181	198.1	25:08.869
11	1	1:53.644	22.380	56.121	35.143	218.0	26:40.838	11	1	2:00.655	23.701	59.989	36.965	229.3	27:09.524
12	1	1:52.539	22.239	56.179	34.121	229.3	28:33.377	12	1	2:02.421	24.123	58.876	39.422	210.9	29:11.945
13	1	1:52.131	22.048	55.528	34.555	231.2	30:25.508	13	1	1:59.708	24.424	59.048	36.236	218.9	31:11.653
14	1	2:00.509	22.083	1:01.707	36.719	223.7	32:26.017	14	1	1:59.227	23.315	58.834	37.078	229.8	33:10.880
15	1	2:16.940B	22.290	1:02.316	52.334	226.5	34:42.957	15	1	1:58.733	23.668	58.738	36.327	221.0	35:09.613
<b>25</b> CHEVRON B19 1971								<b>42</b> LOLA T212 1971							
1.John EMBERSON P-2L								1.Christophe BEAUDON P-2L							
1	1	2:24.562	43.831	1:03.410	37.321		2:24.562	2	2	2:55.212	1:03.220	1:13.308	38.684		2:55.212
2	1	1:54.276	23.631	55.733	34.912	211.7	4:18.838	2	2	2:01.229	24.891	59.866	36.472	186.4	4:56.441
3	1	1:51.003	21.728	54.618	34.657	231.2	6:09.841	3	2	1:57.933	23.092	59.041	35.800	207.4	6:54.374
4	1	1:53.378	21.972	57.018	34.388	227.9	8:03.219	4	2	1:54.244	22.986	56.066	35.192	209.7	8:48.618
5	1	1:51.854	22.552	55.054	34.248	237.2	9:55.073	5	2	1:53.972	22.485	56.692	34.795	209.3	10:42.590
6	1	2:05.322B	22.379	54.207	48.736	201.3	12:00.395	6	2	1:54.313	22.704	57.041	34.568	201.7	12:36.903
7	1	3:55.762	2:26.495	55.034	34.233		15:56.157	7	2	1:57.034	22.534	58.920	35.580	208.1	14:33.937
8	1	1:53.325	22.061	56.627	34.637	206.2	17:49.482	8	2	1:58.809	22.376	1:00.711	35.722	215.9	16:32.746
9	1	1:50.050	23.548	52.925	33.577	202.0	19:39.532	9	2	1:53.085	22.046	55.596	35.443	217.1	18:25.831
10	1	1:54.604	21.928	58.612	34.064	224.2	21:34.136	10	2	2:03.710B	22.102	55.228	46.380	200.9	20:29.541
								11	1	3:54.185	2:19.314	59.080	35.791		24:23.726
								12	1	1:54.166	22.573	55.707	35.886	222.4	26:17.892
								13	1	1:54.276	22.584	55.947	35.745	223.7	28:12.168
								14	1	1:59.938	22.400	55.775	41.763	232.2	30:12.106
								15	1	1:56.474	22.516	57.602	36.356	229.3	32:08.580



**CLASSIC ENDURANCE RACING 1**  
**ESTORIL CLASSICS**  
**PRIVATE PRACTICE**

Sector Analysis

Personal Best Session Best B Crossing the finish line in pit lane

Lap	D	Time	Sector 1	Sector 2	Sector 3	T. Spd	Elapsed	Lap	D	Time	Sector 1	Sector 2	Sector 3	T. Spd	Elapsed
16	1	1:58.105	23.697	58.057	36.351	192.2	34:06.685	14	1	2:06.408	24.497	1:02.531	39.380	204.7	36:13.306
17	1	1:54.195	22.547	56.147	35.501	221.0	36:00.880	15	1	2:52.714 B	25.112	1:25.414	1:02.188	203.9	39:06.020
18	1	2:27.620 B	23.088	1:06.577	57.955	209.3	38:28.500								

43		LOLA T70 Mk III 1967		P+2L			
		1.Patrick JACK					
		2.Roderick JACK					
1	1	2:48.176	1:01.792	1:06.790	39.594	2:48.176	
2	1	1:55.686	24.947	56.354	34.385	184.8	4:43.862
3	1	1:55.453	23.189	56.085	36.179	221.0	6:39.315
4	1	1:53.949	24.455	55.030	34.464	200.9	8:33.264
5	1	1:52.665	22.216	55.261	35.188	218.9	10:25.929
6	1	1:53.667	23.135	56.366	34.166	221.0	12:19.596
7	1	1:51.016	21.909	54.980	34.127	235.7	14:10.612
8	1	2:48.793 B	21.938	1:34.086	52.769	231.7	16:59.405
9	1	6:43.889	5:11.714	56.232	35.943		23:43.294
10	1	2:20.030	22.329	1:21.590	36.111	226.5	26:03.324
11	1	1:53.210	22.660	56.131	34.419	229.3	27:56.534
12	1	1:53.774	22.515	55.501	35.758	217.6	29:50.308
13	1	1:52.645	22.585	55.642	34.418	221.5	31:42.953
14	1	1:51.565	22.594	54.763	34.208	222.8	33:34.518
15	1	1:50.300	22.299	54.004	33.997	218.9	35:24.818
16	1	2:19.738 B	22.275	57.035	1:00.428	226.9	37:44.556

44		CHEVRON B8 1968		P-2L			
		1.Rory JACK					
1	1	2:49.031	1:02.378	1:07.316	39.337	2:49.031	
2	1	1:59.769	24.841	59.274	35.654	192.5	4:48.800
3	1	2:07.710 B	23.168	58.733	45.809	219.3	6:56.510
4	1	4:35.044	2:57.154	59.100	38.790		11:31.554
5	1	1:59.629	23.102	59.774	36.753	228.8	13:31.183
6	1	1:58.844	23.206	59.070	36.568	212.9	15:30.027
7	1	1:56.794	22.290	57.690	36.814	232.2	17:26.821
8	1	1:56.978	23.196	57.830	35.952	201.3	19:23.799
9	1	1:55.521	22.949	56.700	35.872	221.9	21:19.320
10	1	2:11.868 B	22.751	59.590	49.527	218.9	23:31.188
11	1	3:39.327	2:02.864	59.413	37.050		27:10.515
12	1	1:58.928	23.763	58.753	36.412	203.2	29:09.443
13	1	1:59.569	23.126	1:00.198	36.245	202.0	31:09.012
14	1	1:58.038	23.430	57.908	36.700	217.6	33:07.050
15	1	2:01.386	23.048	59.375	38.963	214.2	35:08.436
16	1	2:19.032 B	22.917	1:00.202	55.913	228.3	37:27.468

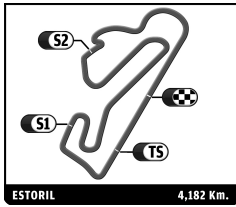
45		CHEVRON B8 1969		P-2L			
		1.Pierre AVIRON-VIOLET					
1	1	3:26.359	1:20.489	1:20.898	44.972	3:26.359	
2	1	2:25.953	29.440	1:15.345	41.168	156.1	5:52.312
3	1	2:17.442	27.069	1:10.352	40.021	189.6	8:09.754
4	1	2:27.785 B	27.367	1:09.593	50.825	178.5	10:37.539
5	1	6:09.333	4:15.060	1:12.985	41.288		16:46.872
6	1	2:12.759	26.025	1:06.835	39.899	192.2	18:59.631
7	1	2:09.873	26.104	1:05.059	38.710	190.9	21:09.504
8	1	2:12.561	25.894	1:07.262	39.405	190.2	23:22.065
9	1	2:11.914	26.480	1:06.312	39.122	193.6	25:33.979
10	1	2:10.506	25.711	1:04.971	39.824	199.5	27:44.485
11	1	2:10.039	25.559	1:06.045	38.435	203.5	29:54.524
12	1	2:06.581	25.039	1:03.451	38.091	206.2	32:01.105
13	1	2:05.793	24.498	1:02.166	39.129	202.0	34:06.898

46		PORSCHE 911 RSR 2.7 1973		GT1			
		1.Alice BOURIEZ					
1	1	3:16.484	1:18.942	1:14.702	42.840	3:16.484	
2	1	2:16.835	27.069	1:08.359	41.407	196.0	5:33.319
3	1	2:14.867	26.580	1:06.794	41.493	194.2	7:48.186
4	1	2:12.081	25.761	1:05.171	41.149	198.1	10:00.267
5	1	2:11.088	25.595	1:05.301	40.192	199.5	12:11.355
6	1	2:10.209	25.430	1:04.583	40.196	202.4	14:21.564
7	1	2:11.659	25.865	1:05.513	40.281	210.5	16:33.223
8	1	2:12.498	26.767	1:04.982	40.749	187.0	18:45.721
9	1	2:09.792	25.618	1:04.168	40.006	206.6	20:55.513
10	1	2:13.540	27.446	1:05.410	40.684	188.6	23:09.053
11	1	2:55.767	25.473	1:48.100	42.194	207.0	26:04.820
12	1	2:26.088 B	27.048	1:06.780	52.260	190.9	28:30.908
13	1	7:36.122	5:47.273	1:06.739	42.110		36:07.030
14	1	2:51.720 B	25.893	1:24.770	1:01.057	192.9	38:58.750

48		PORSCHE 908/03 1969		P+2L			
		1.Peter VÖGELE					
1	1	3:11.627	1:23.296	1:09.396	38.935	3:11.627	
2	1	2:04.046	25.211	1:01.017	37.818	202.8	5:15.673
3	1	2:02.989	23.895	1:01.671	37.423	211.3	7:18.662
4	1	2:11.986 B	24.456	1:00.073	47.457	200.6	9:30.648
5	1	2:57.913	1:18.536	1:01.732	37.645		12:28.561
6	1	2:01.517	24.537	1:00.126	36.854	222.8	14:30.078
7	1	2:03.863	23.465	1:02.320	38.078	218.9	16:33.941
8	1	1:59.158	24.602	58.493	36.063	194.6	18:33.099
9	1	1:57.940	23.859	57.726	36.355	213.8	20:31.039
10	1	1:56.216	23.430	57.249	35.537	208.1	22:27.255
11	1	2:59.346 B	23.136			235.1	25:26.601

49		PORSCHE 911 Carrera RSR 3.0 1974		GT1			
		1.Christophe FLORIN					
1	1	2:49.276	56.242	1:10.463	42.571	2:49.276	
2	1	2:15.927	27.331	1:08.721	39.875	165.4	5:05.203
3	1	2:13.824	27.114	1:06.409	40.301	182.4	7:19.027
4	1	2:11.290	26.490	1:05.677	39.123	176.0	9:30.317
5	1	2:08.654	25.643	1:03.950	39.061	182.7	11:38.971
6	1	2:09.484	26.093	1:04.224	39.167	194.2	13:48.455
7	1	2:08.883	25.714	1:03.234	39.935	183.9	15:57.338
8	1	2:12.187	26.216	1:06.090	39.881	181.2	18:09.525
9	1	2:18.791 B	26.502	1:04.373	47.916	186.1	20:28.316
10	1	4:34.319	2:45.998	1:07.714	40.607		25:02.635
11	1	2:12.348	26.565	1:05.923	39.860	185.7	27:14.983
12	1	2:13.828	26.082	1:07.228	40.518	188.0	29:28.811
13	1	2:10.951	26.642	1:04.894	39.415	183.0	31:39.762
14	1	2:10.238	26.783	1:04.244	39.211	186.7	33:50.000
15	1	2:09.422	26.533	1:03.541	39.348	187.0	35:59.422
16	1	2:48.380 B	26.316	1:24.603	57.461	190.9	38:47.802

57		LOLA T70 Mk III 1969		P+2L			
		1.Christophe GADAIS					
1	1	3:53.627	1:44.095	1:22.072	47.460	3:53.627	
2	1	2:20.319	29.380	1:10.726	40.213	142.4	6:13.946



CLASSIC ENDURANCE RACING 1  
ESTORIL CLASSICS  
PRIVATE PRACTICE

Sector Analysis

■ Personal Best ■ Session Best ■ Crossing the finish line in pit lane

Lap	D	Time	Sector 1	Sector 2	Sector 3	T. Spd	Elapsed	Lap	D	Time	Sector 1	Sector 2	Sector 3	T. Spd	Elapsed
3	1	2:00.482	23.327	1:00.960	36.195	216.3	8:14.428	10	1	1:52.889	22.339	55.605	34.945	226.9	23:31.253
4	1	1:59.337	24.140	59.925	35.272	203.5	10:13.765	11	1	1:52.685	22.592	54.854	35.239	217.1	25:23.938
5	1	2:14.020	23.560	1:01.203	49.257	199.5	12:27.785	12	1	1:52.557	21.884	55.746	34.927	241.8	27:16.495
6	1	4:28.789	2:51.023	1:01.046	36.720		16:56.574	13	1	1:52.896	21.915	55.138	35.843	236.7	29:09.391
7	1	2:03.236	25.034	1:02.214	35.988	195.3	18:59.810	14	1	1:52.499	22.010	55.647	34.842	222.8	31:01.890
8	1	2:00.456	23.328	59.008	38.120	208.1	21:00.266	15	1	<b>1:50.285</b>	<b>21.603</b>	<b>54.172</b>	<b>34.510</b>	233.7	32:52.175
9	1	2:00.586	24.104	1:00.337	36.145	186.7	23:00.852	16	1	1:51.357	21.701	54.878	34.778	239.2	34:43.532
10	1	1:56.226	22.553	58.114	35.559	222.4	24:57.078								
11	1	1:56.044	22.750	57.232	36.062	216.3	26:53.122								
12	1	2:09.312	24.241	58.931	46.140	201.7	29:02.434								
13	1	4:41.549	3:08.512	57.888	35.149		33:43.983								
14	1	<b>1:54.591</b>	<b>22.489</b>	<b>57.072</b>	<b>35.030</b>	222.4	35:38.574								
15	1	2:56.569	22.567	1:38.757	55.245	213.8	38:35.143								

**62** CHEVRON B16 1970  
1. Michael BIRCH  
2. Gareth BURNETT P-2L

1	1	5:56.720	4:00.232	1:14.312	42.176		5:56.720
2	1	2:16.000	28.005	1:08.782	39.213	163.2	8:12.720
3	1	2:09.255	25.912	1:05.011	38.332	193.6	10:21.975
4	1	2:07.294	24.554	1:03.527	39.213	207.7	12:29.269
5	1	2:05.789	25.177	1:02.543	38.069	198.8	14:35.058
6	1	2:23.917	24.375	1:03.859	55.683	203.2	16:58.975
7	2	4:53.923	3:19.153	58.907	<b>35.863</b>		21:52.898
8	2	1:59.247	23.681	59.561	36.005	205.8	23:52.145
9	2	1:58.490	23.655	57.994	36.841	209.7	25:50.635
10	2	<b>1:57.186</b>	<b>23.373</b>	<b>57.727</b>	36.086	212.1	27:47.821
11	2	2:16.923	24.181	1:02.597	50.145	188.3	30:04.744
12	1	6:39.975	4:50.809	1:07.678	41.488		36:44.719
13	1	3:20.985	36.446	1:33.752	1:10.787	107.4	40:05.704

**69** FORD GT40 1965  
1. Mr JOHN OF B  
2. Soheil AYARI GT1

1	2	2:29.832	43.483	1:06.443	39.906		2:29.832
2	2	2:07.766	27.284	1:01.483	38.999	177.7	4:37.598
3	2	2:02.504	25.229	58.776	38.499	179.1	6:40.102
4	2	1:58.629	25.158	57.704	35.767	189.9	8:38.731
5	2	2:05.177	22.295	55.866	47.016	216.7	10:43.908
6	1	7:10.719	5:27.613	1:05.523	37.583		17:54.627
7	1	2:00.038	23.639	58.270	38.129	198.1	19:54.665
8	1	1:56.451	23.340	57.604	35.507	208.9	21:51.116
9	1	1:56.250	22.301	57.741	36.208	216.7	23:47.366
10	1	1:54.735	22.592	56.792	35.351	214.2	25:42.101
11	1	1:54.740	22.617	57.083	35.040	215.4	27:36.841
12	1	<b>1:53.165</b>	<b>21.952</b>	<b>56.571</b>	<b>34.642</b>	218.0	29:30.006
13	1	2:13.770	22.669	<b>55.453</b>	55.648	218.4	31:43.776

**70** LOLA T70 Mk III B 1969  
1. Pierre-Alain FRANCE P+2L

1	1	2:37.264	52.391	1:04.895	39.978		2:37.264
2	1	2:00.334	25.327	58.998	36.009	180.3	4:37.598
3	1	1:58.747	23.752	59.092	35.903	185.4	6:36.345
4	1	2:11.650	22.921	56.414	52.315	209.3	8:47.995
5	1	5:10.643	3:37.548	57.793	35.302		13:58.638
6	1	1:56.213	23.529	56.814	35.870	195.6	15:54.851
7	1	1:57.427	22.543	57.106	37.778	218.0	17:52.278
8	1	1:52.893	22.597	54.775	35.521	219.3	19:45.171
9	1	1:53.193	22.629	54.880	35.684	198.8	21:38.364

**72** CHEVRON B16 1970  
1. Ted TUPPEN P-2L

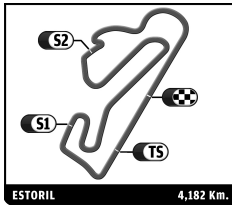
1	1	3:04.906	1:08.423	1:14.819	41.664		3:04.906
2	1	2:10.536	26.355	1:04.826	39.355	179.7	5:15.442
3	1	2:07.107	25.093	1:02.523	39.491	208.5	7:22.549
4	1	2:02.818	23.834	1:01.630	37.354	208.9	9:25.367
5	1	2:00.836	23.829	1:00.122	36.885	206.6	11:26.203
6	1	1:59.734	23.749	59.219	36.766	214.6	13:25.937
7	1	3:08.062	23.080	1:52.558	52.424	222.8	16:33.999
8	1	6:13.104	4:34.547	1:02.206	36.351		22:47.103
9	1	2:00.402	23.253	1:00.795	36.354	221.0	24:47.505
10	1	1:58.415	24.086	58.126	36.203	205.8	26:45.920
11	1	2:12.168	26.545	1:08.586	37.037	236.2	28:58.088
12	1	1:56.800	23.219	57.612	35.969	218.9	30:54.888
13	1	<b>1:54.887</b>	<b>22.250</b>	<b>56.681</b>	35.956	231.7	32:49.775
14	1	1:56.883	22.659	58.887	<b>35.337</b>	223.7	34:46.658
15	1	1:59.047	22.339	58.259	38.449	217.1	36:45.705
16	1	3:22.821	37.569	1:33.455	1:11.797	112.4	40:08.526

**77** LOLA T70 Mk II 1966  
1. Alfred MOSER P+2L

1	1	3:27.628	1:28.948	1:15.570	43.110		3:27.628
2	1	2:18.834	30.291	1:09.098	39.445	143.7	5:46.462
3	1	2:12.753	27.229	1:06.503	39.021	153.3	7:59.215
4	1	2:13.120	28.174	1:04.961	39.985	173.0	10:12.335
5	1	2:17.065	27.625	1:07.700	41.740	170.8	12:29.400
6	1	2:36.153	28.798	1:06.130	1:01.225	162.8	15:05.553
7	1	3:25.128	1:39.594	1:04.759	40.775		18:30.681
8	1	<b>2:09.589</b>	27.421	<b>1:03.677</b>	<b>38.491</b>	182.7	20:40.270
9	1	2:14.567	<b>26.640</b>	1:08.498	39.429	165.9	22:54.837
10	1	2:20.401	27.295	1:11.695	41.411	192.5	25:15.238
11	1	2:12.169	27.528	1:05.605	39.036	159.9	27:27.407
12	1	2:23.425	28.492	1:11.478	43.455	189.6	29:50.832
13	1	2:16.349	27.741	1:08.404	40.204	155.4	32:07.181
14	1	2:14.090	28.572	1:05.897	39.621	162.1	34:21.271
15	1	2:10.791	26.725	1:05.094	38.972	163.0	36:32.062
16	1	3:28.928	41.464	1:39.373	1:08.091	101.3	40:00.990

**87** FORD GT40 1969  
1. Christophe DELACHAUX  
2. Eric HELARY GT1

1	1	3:11.589	1:28.812	1:05.144	37.633		3:11.589
2	1	1:54.857	23.115	56.340	35.402	218.9	5:06.446
3	1	2:27.789	28.158	1:05.603	54.028	236.2	7:34.235
4	1	6:30.295	4:53.126	1:01.180	35.989		14:04.530
5	1	1:58.742	22.800	1:00.370	35.572	218.0	16:03.272
6	1	<b>1:52.334</b>	<b>22.448</b>	<b>55.252</b>	<b>34.634</b>	217.6	17:55.606
7	1	2:18.734	25.106	1:03.349	50.279	193.2	20:14.340
8	1	4:40.676	3:02.690	1:01.025	36.961		24:55.016
9	1	1:57.283	22.853	57.797	36.633	214.2	26:52.299



CLASSIC ENDURANCE RACING 1  
ESTORIL CLASSICS  
PRIVATE PRACTICE

Sector Analysis

■ Personal Best ■ Session Best B Crossing the finish line in pit lane

Lap	D	Time	Sector 1	Sector 2	Sector 3	T. Spd	Elapsed	Lap	D	Time	Sector 1	Sector 2	Sector 3	T. Spd	Elapsed
10	1	2:00.963	26.480	58.799	35.684	186.7	28:53.262								
11	1	1:54.792	22.918	55.999	35.875	209.7	30:48.054								
12	1	1:53.673	22.558	55.786	35.329	210.1	32:41.727								
13	1	2:21.033	22.332	1:23.131	35.570	220.2	35:02.760								
14	1	1:56.219	22.678	57.103	36.438	218.4	36:58.979								
15	1	3:19.724 B	30.049	1:33.906	1:15.769	137.6	40:18.703								

<b>97</b>	CHEVRON B19 1971	
	1. Emmanuel BRIGAND	P-2L

1	1	5:38.193	3:47.606	1:13.246	37.341		5:38.193
2	1	1:55.998	23.081	57.049	35.868	215.0	7:34.191
3	1	1:54.575	22.408	56.465	35.702	224.6	9:28.766
4	1	1:53.235	21.851	56.187	35.197	235.7	11:22.001
5	1	2:32.089 B	25.376	1:09.487	57.226	230.7	13:54.090
6	1	3:53.225	2:18.986	58.482	35.757		17:47.315
7	1	1:51.849	22.085	55.293	34.471	239.2	19:39.164
8	1	1:51.323	21.629	55.378	34.316	248.9	21:30.487
9	1	1:51.766	21.863	55.463	34.440	244.5	23:22.253
10	1	1:52.713	22.262	55.739	34.712	240.8	25:14.966
11	1	2:47.064 B	27.879	1:17.910	1:01.275	241.3	28:02.030
12	1	7:34.163	6:00.700	57.796	35.667		35:36.193
13	1	2:28.353 B	22.157	1:00.413	1:05.783	242.4	38:04.546

<b>911</b>	PORSCHE 911 Carrera RSR 2.8 1973	
	1. Alain GADAL	GT1

1	1	2:33.367	44.905	1:07.500	40.962		2:33.367
2	1	2:10.238	25.934	1:04.057	40.247	180.0	4:43.605
3	1	2:05.646	25.006	1:01.569	39.071	203.9	6:49.251
4	1	2:05.610	25.019	1:01.737	38.854	202.4	8:54.861
5	1	2:29.512 B	25.817	1:02.884	1:00.811	212.5	11:24.373
6	1	4:18.855	2:37.218	1:02.357	39.280		15:43.228
7	1	2:05.124	24.880	1:01.316	38.928	203.5	17:48.352
8	1	2:07.016	26.277	1:01.214	39.525	189.2	19:55.368
9	1	2:04.871	25.067	1:01.331	38.473	211.3	22:00.239
10	1	2:04.089	24.869	1:00.755	38.465	198.8	24:04.328
11	1	2:04.022	25.080	1:01.117	37.825	209.7	26:08.350
12	1	2:05.227	24.992	1:00.998	39.237	214.2	28:13.577
13	1	2:20.617 B	24.968	1:00.871	54.778	213.4	30:34.194
14	1	5:08.718	3:26.498	1:03.025	39.195		35:42.912
15	1	2:28.648 B	24.055	1:02.452	1:02.141	217.6	38:11.560