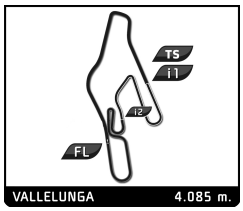

CLASSIC ENDURANCE RACING 2
VALLELUNGA CLASSIC
QUALIFYING

Sector Analysis

Personal Best | Session Best | **B** Crossing the finish line in pit lane

1 — CHEETAH G601 1976
1.Beat EGGIMANN — P-2L

Lap	D	Time	Sector 1	Sector 2	Sector 3	T. Spd	Elapsed
1	1	2:13.817	52.253	37.877	43.687	191.3	2:13.817
2	1	1:48.075	34.773	32.217	41.085	205.2	4:01.892
3	1	1:46.666	33.864	32.494	40.308	209.6	5:48.558
4	1	1:44.290	32.958	31.473	39.859	211.7	7:32.848
5	1	1:45.105	32.615	30.887	41.603	213.4	9:17.953
6	1	1:43.476	33.372	30.739	39.365	211.7	11:01.429
7	1	1:42.042	32.306	30.417	39.319	213.4	12:43.471
8	1	1:41.529	31.866	30.366	39.297	214.3	14:25.000
9	1	1:42.804	32.003	31.174	39.627	216.0	16:07.804
10	1	6:21.093 B	32.286	32.342	5:16.465	213.8	22:28.897
11	1	2:00.102	46.485	31.760	41.857	208.0	24:28.999
12	1	1:57.789	33.782	42.974	41.033	210.9	26:26.788
13	1	1:44.108	33.902	30.919	39.287	213.4	28:10.896
14	1	1:42.792	31.966	31.500	39.326	215.6	29:53.688
15	1	1:40.189	31.541	29.999	38.649	214.7	31:33.877
16	1	1:42.205	31.626	29.882	40.697	216.0	33:16.082
17	1	1:41.138	32.650	29.977	38.511	213.8	34:57.220
18	1	1:40.150	31.563	29.865	38.722	215.1	36:37.370
19	1	1:41.631	32.359	30.070	39.202	213.8	38:19.001
20	1	1:40.088	31.499	29.962	38.627	215.6	39:59.089
21	1	1:41.257	31.581	29.567	40.109	215.6	41:40.346

2 — LOLA T298 1979
1.Frédéric DA ROCHA — P-2L

Lap	D	Time	Sector 1	Sector 2	Sector 3	T. Spd	Elapsed
1	1	13:13.967	...	37.655	44.520	182.5	13:13.967
2	1	1:49.096	34.614	32.434	42.048	207.6	15:03.063
3	1	1:46.918	34.335	32.093	40.490	207.6	16:49.981
4	1	1:45.550	33.014	31.671	40.865	211.3	18:35.531
5	1	1:44.795	32.276	31.595	40.924	211.3	20:20.326
6	1	1:43.943	32.071	31.405	40.467	214.3	22:04.269
7	1	1:46.315	32.531	31.168	42.616	211.3	23:50.584
8	1	1:45.784	32.512	32.565	40.707	213.4	25:36.368
9	1	1:48.460	35.474	31.967	41.019	206.0	27:24.828
10	1	1:44.270	32.250	31.645	40.375	213.8	29:09.098
11	1	1:44.526	32.179	31.423	40.924	214.3	30:53.624
12	1	6:12.634 B	36.878	35.334	5:00.422	194.0	37:06.258
13	1	1:57.703	45.938	31.549	40.216	208.0	39:03.961
14	1	1:42.004	31.630	30.547	39.827	213.0	40:45.965
15	1	1:42.873	31.584	31.030	40.259	214.7	42:28.838

7 — CHEVRON B21 1972
1.Jean LEGRAS — P-2L

Lap	D	Time	Sector 1	Sector 2	Sector 3	T. Spd	Elapsed
1	1	13:02.037	...	40.126	47.050	169.4	13:02.037
2	1	1:58.587	37.589	35.942	45.056	205.6	15:00.624
3	1	1:54.702	37.764	34.088	42.850	211.3	16:55.326
4	1	1:52.961	35.529	34.757	42.675	206.4	18:48.287
5	1	3:30.924 B	34.911	33.535	2:22.478	216.4	22:19.211
6	1	2:09.644	52.743	33.550	43.351	208.4	24:28.855
7	1	1:52.375	36.007	34.675	41.693	215.6	26:21.230
8	1	1:47.838	33.938	32.756	41.144	218.7	28:09.068
9	1	1:46.399	33.092	31.953	41.354	217.3	29:55.467
10	1	1:44.638	32.820	31.747	40.071	219.1	31:40.105
11	1	1:45.041	32.453	32.178	40.410	220.9	33:25.146
12	1	4:43.431 B	32.583	32.666	3:38.182	220.5	38:08.577
13	1	2:05.868	50.478	33.189	42.201	210.5	40:14.445
14	1	1:46.728	33.356	32.093	41.279	217.8	42:01.173
15	1	1:46.624	32.205	32.034	42.385	220.9	43:47.797

10 — OSELLA PA5 1977
1.Roberto TURRIZIANI — P-2L

Lap	D	Time	Sector 1	Sector 2	Sector 3	T. Spd	Elapsed
1	1	3:11.352	1:37.235	42.565	51.552	121.8	3:11.352
2	1	2:19.186	42.383	43.362	53.441	186.9	5:30.538

12 — PORSCHE 935 A4 1979
1.Claudio RODDARO
2.Mario MARSELLA — GT2

Lap	D	Time	Sector 1	Sector 2	Sector 3	T. Spd	Elapsed
1	2	3:12.261	1:24.448	44.244	1:03.569	162.2	3:12.261
2	2	2:01.632	40.528	35.680	45.424	202.9	5:13.893
3	2	1:57.863	36.224	36.347	45.292	206.0	7:11.756
4	2	4:25.259 B	36.730	39.229	3:09.300	193.3	11:37.015
5	1	2:12.138	51.428	35.727	44.983	204.8	13:49.153
6	1	1:52.198	34.823	33.910	43.465	212.6	15:41.351
7	1	1:50.797	34.151	33.214	43.432	211.7	17:32.148
8	1	1:49.016	33.655	32.844	42.517	213.4	19:21.164
9	1	1:49.081	33.655	32.847	42.579	212.1	21:10.245
10	1	1:48.678	33.535	32.991	42.152	214.3	22:58.923
11	1	1:47.597	33.219	32.373	42.005	213.8	24:46.520
12	1	1:47.841	33.358	32.661	41.822	211.3	26:34.361
13	1	7:35.857 B	40.409	43.727	6:11.721	146.3	34:10.218

26 — CHEVRON B36 1976
1.Claude LE JEAN
2.Lucien ROSSIAUD — P-2L

Lap	D	Time	Sector 1	Sector 2	Sector 3	T. Spd	Elapsed
1	1	2:43.964	1:15.280	39.698	48.986	123.8	2:43.964
2	1	1:57.693	38.226	35.197	44.270	196.2	4:41.657
3	1	1:54.819	36.046	34.254	44.519	207.6	6:36.476
4	1	1:53.721	36.209	34.426	43.086	206.4	8:30.197
5	1	11:17.831 B	42.026	36.503	9:59.302	183.7	19:48.028
6	2	2:10.892	52.200	34.889	43.803	199.1	21:58.920
7	2	1:51.604	35.203	33.349	43.052	210.9	23:50.524
8	2	1:51.490	35.742	33.261	42.487	208.4	25:42.014
9	2	1:49.568	34.651	32.824	42.093	214.7	27:31.582
10	2	6:54.377 B	38.593	36.545	5:39.239	177.9	34:25.959
11	2	2:10.292	51.205	34.852	44.235	201.7	36:36.251
12	2	1:52.152	34.999	33.148	44.005	213.4	38:28.403
13	2	1:49.433	33.740	33.509	42.184	216.4	40:17.836

31 — LOLA T280 1972
1.Carlos BARBOT — P+2L

Lap	D	Time	Sector 1	Sector 2	Sector 3	T. Spd	Elapsed
1	1	2:37.758	1:14.144	37.905	45.709	125.8	2:37.758
2	1	1:50.731	35.860	33.164	41.707	191.3	4:28.489
3	1	1:45.434	32.928	31.558	40.948	224.2	6:13.923
4	1	1:44.518	32.626	31.138	40.754	235.0	7:58.441
5	1	1:44.032	32.846	30.378	40.808	238.1	9:42.473
6	1	1:44.703	32.725	30.722	41.256	236.5	11:27.176
7	1	1:58.963	32.160	31.851	54.952	238.7	13:26.139
8	1	1:44.981	32.150	31.367	41.464	237.6	15:11.120
9	1	1:44.713	31.943	31.153	41.617	224.2	16:55.833
10	1	1:51.754	34.516	33.923	43.315	217.3	18:47.587
11	1	1:42.881	31.931	30.842	40.108	234.5	20:30.468
12	1	1:45.037	34.282	30.673	40.082	221.8	22:15.505
13	1	1:41.934	31.125	30.543	40.266	240.3	23:57.439
14	1	6:47.032 B	31.718	42.199	5:33.115	229.0	30:44.471

VALLELUNGA CLASSIC

CLASSIC ENDURANCE RACING II

PETER auto

2021 INTERNATIONAL SERIES

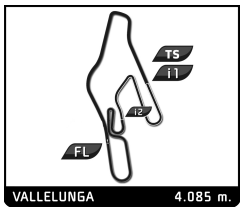

CLASSIC ENDURANCE RACING 2
VALLELUNGA CLASSIC
QUALIFYING

Sector Analysis

Personal Best | Session Best | **B** Crossing the finish line in pit lane

Lap	D	Time	Sector 1	Sector 2	Sector 3	T. Spd	Elapsed
15	1	2:34.451	1:02.226	44.431	47.794	120.1	33:18.922
16	1	1:45.919	33.536	32.398	39.985	241.9	35:04.841
17	1	1:40.484	30.707	29.917	39.860	242.4	36:45.325
18	1	1:40.432	30.841	29.476	40.115	241.9	38:25.757
19	1	2:04.050	32.010	38.612	53.428	233.4	40:29.807
20	1	2:17.213	46.498	43.479	47.236	118.8	42:47.020

50 LOLA T286 1976
1.Maxime GUENAT — P+2L

Lap	D	Time	Sector 1	Sector 2	Sector 3	T. Spd	Elapsed
1	1	2:08.028	52.606	33.144	42.278	225.6	2:08.028
2	1	1:41.352	31.835	29.948	39.569	234.0	3:49.380
3	1	1:37.419	30.055	28.836	38.528	237.6	5:26.799
4	1	11:53.233 B	34.836	34.358	...	199.1	17:20.032
5	1	1:53.121	43.946	30.209	38.966	230.9	19:13.153
6	1	1:36.288	29.817	28.465	38.006	238.1	20:49.441
7	1	13:04.821 B	38.394	32.518	...	199.1	33:54.262

52 TOJ SC304 1976
1.Yves SCEMAMA — P+2L

Lap	D	Time	Sector 1	Sector 2	Sector 3	T. Spd	Elapsed
1	1	2:11.714	53.654	35.324	42.736	222.8	2:11.714
2	1	1:44.325	32.911	31.426	39.988	234.5	3:56.039
3	1	1:39.864	31.004	30.033	38.827	238.7	5:35.903
4	1	1:44.047	31.514	29.762	42.771	236.0	7:19.950
5	1	3:39.517 B	30.745	30.865	2:37.907	235.5	10:59.467
6	1	1:53.597	45.241	29.570	38.786	232.9	12:53.064
7	1	1:38.249	30.412	29.406	38.431	237.1	14:31.313
8	1	14:46.176 B	34.154	35.336	...	168.6	29:17.489

63 FERRARI 512 BBLM 1979
1.Pierre MELLINGER
2.Tommaso GELMINI — GT2

Lap	D	Time	Sector 1	Sector 2	Sector 3	T. Spd	Elapsed
1	1	6:43.186 B	1:35.940	50.716	4:16.530	109.3	6:43.186
2	1	2:31.335	56.588	42.927	51.820	154.7	9:14.521
3	1	2:16.198	43.088	42.373	50.737	165.0	11:30.719
4	1	2:11.192	41.377	40.389	49.426	167.6	13:41.911
5	1	2:12.451	41.741	39.505	51.205	169.4	15:54.362
6	1	2:15.254	42.960	42.321	49.973	174.1	18:09.616
7	1	2:12.156	42.272	40.435	49.449	168.6	20:21.772
8	1	5:48.044 B	44.331	39.797	4:23.916	167.3	26:09.816
9	2	2:22.666	56.918	38.367	47.381	189.2	28:32.482
10	2	1:58.278	37.617	35.514	45.147	199.9	30:30.760
11	2	1:56.782	36.819	34.905	45.058	200.6	32:27.542
12	2	4:32.010 B	42.150	38.154	3:11.706	174.4	36:59.552

64 PORSCHE 934/5 1976
1.Hans-Jörg HÜBNER — GT2

Lap	D	Time	Sector 1	Sector 2	Sector 3	T. Spd	Elapsed
1	1	3:10.914	1:36.671	41.906	52.337	138.1	3:10.914
2	1	2:09.461	42.475	37.515	49.471	184.7	5:20.375
3	1	2:00.700	37.727	36.220	46.753	222.3	7:21.075
4	1	1:58.539	36.429	35.567	46.543	227.0	9:19.614
5	1	1:58.630	36.825	35.093	46.712	217.3	11:18.244
6	1	1:58.978	36.829	35.684	46.465	209.2	13:17.222
7	1	4:17.825 B	35.614	36.585	3:05.626	216.9	17:35.047
8	1	2:17.800	51.787	39.475	46.538	198.4	19:52.847
9	1	1:54.086	35.454	34.595	44.037	209.6	21:46.933
10	1	1:54.073	35.690	33.662	44.721	216.0	23:41.006
11	1	1:54.760	35.468	34.340	44.952	232.4	25:35.766
12	1	1:53.803	36.569	33.434	43.800	208.0	27:29.569
13	1	1:58.466	36.831	36.615	45.020	202.1	29:28.035
14	1	1:53.852	35.591	34.492	43.769	217.3	31:21.887
15	1	1:54.165	36.180	34.398	43.587	220.9	33:16.052
16	1	1:54.350	35.735	35.015	43.600	226.5	35:10.402
17	1	4:01.143 B	35.947	34.978	2:50.218	220.5	39:11.545
18	1	2:05.567	47.940	33.965	43.662	220.5	41:17.112
19	1	1:51.478	34.572	33.902	43.004	224.6	43:08.590

65 LOLA T292 1972
1.Diogo FERRAO — P-2L

Lap	D	Time	Sector 1	Sector 2	Sector 3	T. Spd	Elapsed
1	1	6:34.866 B	3:08.087	42.070	2:44.709	172.5	6:34.866
2	1	2:09.103	49.935	37.306	41.862	190.6	8:43.969
3	1	1:48.834	34.876	33.043	40.915	211.3	10:32.803
4	1	1:44.562	32.940	31.496	40.126	214.3	12:17.365
5	1	1:44.497	33.279	31.316	39.902	214.7	14:01.862
6	1	1:42.657	32.408	30.538	39.711	216.0	15:44.519
7	1	4:59.478 B	33.472	31.968	3:54.038	199.9	20:43.997
8	1	3:58.527 B	52.762	34.962	2:30.803	189.2	24:42.524

73 OSELLA PA8 1981
1.Jean-Michel VILLOT — P-2L

Lap	D	Time	Sector 1	Sector 2	Sector 3	T. Spd	Elapsed
1	1	3:01.523	1:27.639	43.344	50.540	139.8	3:01.523
2	1	1:58.338	38.607	35.393	44.338	185.9	4:59.861
3	1	1:50.695	35.266	32.931	42.498	199.5	6:50.556
4	1	5:12.093 B	35.252	33.263	4:03.578	202.1	12:02.649
5	1	2:13.610	54.956	34.119	44.535	192.3	14:16.259
6	1	1:48.987	34.223	32.968	41.796	202.5	16:05.246
7	1	1:47.939	34.567	31.806	41.566	201.0	17:53.185
8	1	1:49.570	35.025	32.605	41.940	193.0	19:42.755
9	1	1:47.775	34.405	31.578	41.792	201.4	21:30.530
10	1	1:46.815	33.791	32.109	40.915	200.6	23:17.345
11	1	1:46.555	33.718	31.468	41.369	203.3	25:03.900
12	1	1:45.923	33.315	31.198	41.410	204.0	26:49.823
13	1	1:51.074	37.577	31.892	41.605	194.8	28:40.897

81 BMW M1 Procar 1981
1.Olivier BREITTMAYER
2.Emile BREITTMAYER — GT2

Lap	D	Time	Sector 1	Sector 2	Sector 3	T. Spd	Elapsed
1	1	3:05.891	1:35.974	40.540	49.377	155.4	3:05.891
2	1	2:01.471	40.682	36.095	44.694	166.3	5:07.362
3	1	1:53.896	36.730	33.548	43.618	194.4	7:01.258
4	1	1:52.746	36.040	33.753	42.953	188.6	8:54.004
5	1	1:50.247	35.556	32.618	42.073	201.0	10:44.251
6	1	1:49.251	34.724	32.105	42.422	206.8	12:33.502
7	1	1:48.266	34.508	31.780	41.978	196.9	14:21.768
8	1	1:48.573	34.177	32.978	41.418	205.2	16:10.341
9	1	1:51.718	33.739	34.840	43.139	202.5	18:02.059
10	1	1:46.885	34.013	31.898	40.974	203.3	19:48.944
11	1	3:58.830 B	37.348	34.182	2:47.300	173.3	23:47.774
12	2	2:10.681	50.403	34.821	45.457	193.3	25:58.455
13	2	1:49.992	34.804	33.039	42.149	200.6	27:48.447
14	2	1:48.565	34.446	32.497	41.622	196.9	29:37.012
15	2	1:46.619	33.497	31.774	41.348	203.7	31:23.631
16	2	1:54.607	35.297	34.062	45.248	196.9	33:18.238
17	2	2:00.378	34.560	39.897	45.921	201.7	35:18.616
18	2	1:46.788	33.241	31.696	41.851	206.4	37:05.404
19	2	1:44.961	33.018	31.645	40.298	206.0	38:50.365
20	2	1:44.502	32.716	31.449	40.337	207.2	40:34.867

AVON By Sodipneu-Tyres
EFG
IDEC SPORT

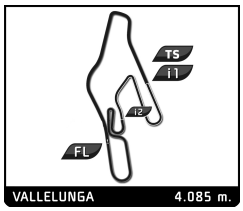

CLASSIC ENDURANCE RACING 2

VALLELUNGA CLASSIC

QUALIFYING

Sector Analysis

Personal Best | Session Best | **B** Crossing the finish line in pit lane

131 TOJ SC206 1977
1.Franck MOREL — P-2L

Lap	D	Time	Sector 1	Sector 2	Sector 3	T. Spd	Elapsed
1	1	2:36.190	1:13.111	37.397	45.682	149.3	2:36.190
2	1	1:51.156	36.120	33.264	41.772	191.3	4:27.346
3	1	1:44.649	33.041	31.426	40.182	208.0	6:11.995
4	1	1:41.704	31.668	30.442	39.594	213.4	7:53.699
5	1	8:36.802 B	31.895	29.916	7:34.991	215.6	16:30.501
6	1	2:27.823	1:00.394	40.630	46.799	114.2	18:58.324
7	1	1:53.838	36.653	33.178	44.007	179.4	20:52.162
8	1	1:45.507	33.855	31.195	40.457	203.3	22:37.669
9	1	1:44.595	33.250	31.163	40.182	208.4	24:22.264
10	1	1:39.819	30.940	29.647	39.232	220.0	26:02.083
11	1	4:47.958 B	32.902	32.603	3:42.453	215.1	30:50.041
12	1	2:07.600	53.340	32.982	41.278	198.0	32:57.641
13	1	1:39.653	30.806	29.870	38.977	219.5	34:37.294
14	1	1:39.314	30.732	29.599	38.983	219.5	36:16.608
15	1	1:38.692	30.510	29.387	38.795	219.5	37:55.300

600 LOLA T600 1981
1.Philippe SCEMAMA — P+2L

Lap	D	Time	Sector 1	Sector 2	Sector 3	T. Spd	Elapsed
1	1	4:06.954	2:39.964	39.765	47.225	182.1	4:06.954
2	1	1:54.522	37.034	33.835	43.653	204.8	6:01.476
3	1	1:42.005	31.969	30.131	39.905	237.6	7:43.481
4	1	1:39.274	30.708	29.386	39.180	245.2	9:22.755
5	1	5:22.401 B	37.450	38.981	4:05.970	185.0	14:45.156
6	1	2:16.918	56.130	36.826	43.962	169.7	17:02.074
7	1	1:46.369	34.221	31.150	40.998	230.9	18:48.443
8	1	1:40.373	31.138	29.660	39.575	245.8	20:28.816
9	1	1:40.537	31.710	29.429	39.398	243.0	22:09.353
10	1	9:14.858 B	34.725	36.462	8:03.671	195.5	31:24.211
11	1	1:56.855	46.083	30.931	39.841	227.5	33:21.066
12	1	1:42.711	31.783	31.108	39.820	238.7	35:03.777
13	1	1:39.129	30.394	29.913	38.822	240.8	36:42.906
14	1	1:38.598	30.422	29.147	39.029	245.2	38:21.504
15	1	1:38.394	30.152	29.432	38.810	245.8	39:59.898
16	1	1:54.669	36.986	36.174	41.509	185.6	41:54.567