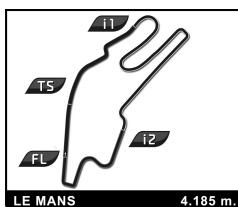


SIXTIES' ENDURANCE  
HISTORIC RACING BUGATTI  
QUALIFYING

Sector Analysis

Personal Best Session Best B Crossing the finish line in pit lane

Lap	D	Time	Sector 1	Sector 2	Sector 3	T. Spd	Elapsed	Lap	D	Time	Sector 1	Sector 2	Sector 3	T. Spd	Elapsed
<b>2</b>		JAGUAR E-Type 3.8 1964					GT4	<b>11</b>		MORGAN Plus 4 Super Sports 1961					GT3
		1.Guy Fabrice MESTROT								1.Gonzague RUCHAUD					
		2.José DA ROCHA								2.Stanislas GURDJIAN					
1	2	4:03.670	2:24.982	1:04.199	34.489		4:03.670	1	1	3:55.699	2:06.106	1:12.574	37.019		3:55.699
2	2	2:09.683	31.279	1:05.699	32.705	183.3	6:13.353	2	1	2:17.529	34.021	1:09.415	34.093	168.4	6:13.228
3	2	<b>2:03.788</b>	<b>29.109</b>	1:03.067	<b>31.612</b>	194.1	8:17.141	3	1	2:14.540	31.440	1:08.870	34.230	169.2	8:27.768
4	2	2:04.443	29.605	<b>1:02.887</b>	31.951	194.5	10:21.584	4	1	2:15.618	32.732	1:08.212	34.674	171.0	10:43.386
5	2	2:12.767	31.942	1:04.163	36.662	191.9	12:34.351	5	1	2:42.743 <b>B</b>	31.015	1:11.095	1:00.633	170.7	13:26.129
6	2	3:42.170 <b>B</b>	57.199	1:38.413	1:06.558	72.9	16:16.521	6	2	22:53.079	...	1:09.821	33.523		36:19.208
7	1	20:12.209	...	1:07.340	36.739		36:28.730	7	2	2:11.589	30.754	1:07.157	33.678	169.8	38:30.797
8	1	2:10.580	32.697	1:05.924	31.959	154.7	38:39.310	8	2	2:11.227	30.815	1:07.206	33.206	172.2	40:42.024
9	1	2:07.499	30.109	1:04.545	32.845	180.3	40:46.809	9	2	2:13.886	31.325	1:09.422	33.139	173.4	42:55.910
10	1	2:11.831	29.913	1:06.954	34.964	191.1	42:58.640	10	2	<b>2:09.109</b>	<b>30.433</b>	<b>1:05.768</b>	<b>32.908</b>	173.1	45:05.019
11	1	2:11.891	32.005	1:06.472	33.414	171.9	45:10.531	11	2	2:18.839 <b>B</b>	31.066	1:10.892	36.881	174.0	47:23.858
12	1	2:30.287	30.160	1:26.889	33.238	180.7	47:40.818	12	2	5:50.039	4:08.437	1:08.181	33.421		53:13.897
13	1	2:10.046	30.720	1:05.186	34.140	183.3	49:50.864	13	2	2:13.465	31.003	1:07.036	35.426	169.2	55:27.362
14	1	2:09.029	30.863	1:05.288	32.878	180.0	51:59.893	14	2	2:31.715 <b>B</b>	31.643	1:15.801	44.271	171.3	57:59.077
15	1	2:11.922	31.343	1:05.682	34.897	180.0	54:11.815								
16	1	2:10.826	30.816	1:05.479	34.531	178.1	56:22.641								
17	1	3:02.571	34.911	1:37.085	50.575	165.0	59:25.212								
18	1	2:21.390	40.151	1:08.127	33.112	112.0	1:01:46.602								
<b>7</b>		LOTUS Elan 26R 1963					GT2	<b>12</b>		SHELBY Cobra 289 1963					GT5
		1.Eugène DELEPLANQUE								1.Charles de VILLAUCOURT					
1	1	2:21.116	39.836	1:08.037	33.243		2:21.116	1	1	3:45.131	2:06.876	1:07.072	31.183		3:45.131
2	1	2:07.202	29.864	1:04.008	33.330	188.6	4:28.318	2	1	2:02.506	29.666	1:00.769	32.071	199.2	5:47.637
3	1	2:03.513	28.454	1:03.002	32.057	191.5	6:31.831	3	1	2:01.513	28.254	1:01.278	31.981	204.5	7:49.150
4	1	2:05.255	28.569	1:03.050	33.636	193.7	8:37.086	4	1	2:03.404	29.159	1:02.058	32.187	206.7	9:52.554
5	1	2:04.936	28.805	1:03.482	32.649	192.2	10:42.022	5	1	2:03.485	28.395	1:02.724	32.366	194.9	11:56.039
6	1	2:31.416 <b>B</b>	28.592	1:04.559	58.265	193.4	13:13.438	6	1	3:36.139 <b>B</b>	42.743	1:51.115	1:02.281	149.8	15:32.178
7	1	22:09.000	...	1:04.727	31.822		35:22.438	7	1	20:58.312	...	1:02.191	31.371		36:30.490
8	1	2:03.815	29.047	1:02.918	31.850	192.2	37:26.253	8	1	2:01.884	30.651	1:00.759	<b>30.474</b>	164.5	38:32.374
9	1	<b>2:02.274</b>	28.355	1:02.153	31.766	190.8	39:28.527	9	1	1:59.225	28.215	1:00.400	30.610	210.6	40:31.599
10	1	2:03.436	28.352	1:02.695	32.389	192.6	41:31.963	10	1	2:00.231	27.733	1:01.271	31.227	209.3	42:31.830
11	1	2:04.170	28.423	1:03.233	32.514	193.0	43:36.133	11	1	2:02.650	28.407	1:02.338	31.905	201.2	44:34.480
12	1	2:02.538	28.466	<b>1:02.126</b>	31.946	194.1	45:38.671	12	1	<b>1:58.764</b>	<b>27.582</b>	1:00.468	30.714	207.1	46:33.244
13	1	2:03.594	28.302	1:03.528	<b>31.764</b>	192.6	47:42.265	13	1	1:59.906	27.881	1:00.983	31.042	208.9	48:33.150
14	1	2:04.719	29.504	1:02.534	32.681	195.3	49:46.984	14	1	2:00.515	27.625	1:01.671	31.219	204.5	50:33.665
15	1	2:04.861	28.784	1:03.516	32.561	194.1	51:51.845	15	1	1:59.080	28.032	<b>1:00.299</b>	30.749	205.4	52:32.745
16	1	2:03.281	<b>28.258</b>	1:02.827	32.196	195.3	53:55.126	16	1	2:00.915	27.852	1:01.450	31.613	208.0	54:33.660
17	1	2:03.045	28.386	1:02.398	32.261	194.5	55:58.171	17	1	1:59.824	27.944	1:00.918	30.962	207.5	56:33.484
18	1	2:42.517	28.324	1:26.192	48.001	196.8	58:40.688	18	1	2:55.115	43.118	1:28.018	43.979	127.7	59:28.599
19	1	2:27.607	50.588	1:04.565	32.454	88.1	1:01:08.295	19	1	2:12.506	35.176	1:05.287	32.043	149.1	1:01:41.105
<b>10</b>		SHELBY Cobra 289 1964					GT5	<b>16</b>		SHELBY Cobra 289 1965					GT5
		1.Ralf HUBER								1.Damien KOHLER					
		2.Christophe VAN RIET								2.Christophe VAN RIET					
1	1	3:55.856	2:14.326	1:07.006	34.524		3:55.856	1	1	2:17.178	43.642	1:02.076	31.460		2:17.178
2	1	2:06.828	30.460	1:03.985	32.383	184.4	6:02.684	2	1	1:58.204	27.296	1:00.150	30.758	202.9	4:15.382
3	1	2:05.232	<b>29.566</b>	1:03.154	32.512	202.9	8:07.916	3	1	2:00.226 <b>B</b>	27.022	1:00.602	32.602	207.5	6:15.608
4	1	2:05.944	29.569	1:04.089	32.286	197.2	10:13.860	4	1	4:31.182	2:55.074	1:03.855	32.253		10:46.790
5	1	2:12.017	30.569	1:03.910	37.538	172.5	12:25.877	5	1	2:36.367 <b>B</b>	28.900	1:04.576	1:02.891	200.0	13:23.157
6	1	3:38.475 <b>B</b>	45.877	1:35.723	1:16.875	95.4	16:04.352	6	1	21:56.308	...	1:02.123	31.516		35:19.465
7	1	20:17.674	...	1:07.019	32.632		36:22.026	7	1	2:00.371	28.591	1:00.792	30.988	192.2	37:19.836
8	1	2:05.695	29.823	1:03.273	32.599	195.7	38:27.721	8	1	1:59.663	28.137	1:00.524	31.002	200.4	39:19.499
9	1	2:07.414	30.036	1:04.450	32.928	202.9	40:35.135	9	1	2:00.166	28.041	1:00.896	31.229	201.6	41:19.665
10	1	<b>2:04.889</b>	29.634	<b>1:02.981</b>	<b>32.274</b>	201.6	42:40.024	10	1	2:06.347 <b>B</b>	29.566	1:02.621	34.160	205.4	43:26.012
11	1	2:27.476 <b>B</b>	31.502	1:15.344	40.630	194.9	45:07.500	11	2	5:16.736	3:43.615	1:01.733	31.388		48:42.748
								12	2	<b>1:57.054</b>	<b>26.907</b>	<b>59.539</b>	<b>30.608</b>	205.8	50:39.802
								13	2	2:00.363	27.968	1:01.292	31.103	206.7	52:40.165
								14	2	2:00.300	27.216	1:01.201	31.883	198.0	54:40.465
								15	2	2:01.003	27.211	1:00.908	32.884	206.2	56:41.468

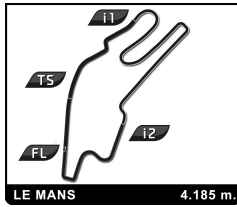


## SIXTIES' ENDURANCE HISTORIC RACING BUGATTI QUALIFYING

### Sector Analysis

Personal Best Session Best B Crossing the finish line in pit lane

Lap	D	Time	Sector 1	Sector 2	Sector 3	T. Spd	Elapsed	Lap	D	Time	Sector 1	Sector 2	Sector 3	T. Spd	Elapsed
16	2	3:17.235	55.864	1:44.637	36.734	73.6	59:58.703	20	1	<b>1:58.752</b>	27.500	1:00.399	<b>30.853</b>	215.2	1:02:39.650
17	2	2:03.639	27.275	1:04.325	32.039	205.8	1:02:02.342	<b>29</b> MORGAN Plus 4 Super Sports 1962							
<b>18</b> TVR Griffith 200 1965								1. Gaël REGENT GT3							
1. Toni SEILER GT5								2. Guillaume LE METAYER							
1	1	4:16.522	2:38.561	1:04.739	33.222		4:16.522	1	1	4:01.648	2:16.583	1:10.444	34.621		4:01.648
2	1	2:03.072	29.583	1:02.548	30.941	201.6	6:19.594	2	1	2:17.402	32.501	1:09.486	35.415	171.3	6:19.050
3	1	2:00.999	29.112	1:01.162	<b>30.725</b>	198.0	8:20.593	3	1	2:12.543	31.450	<b>1:07.531</b>	33.562	172.8	8:31.593
4	1	1:59.708	28.106	1:00.280	31.322	208.9	10:20.301	4	1	<b>2:12.539</b>	31.339	1:07.816	<b>33.384</b>	172.2	10:44.132
5	1	2:41.461 B	27.864	1:22.305	51.292	213.4	13:01.762	5	1	2:45.138 B	<b>31.245</b>	1:11.302	1:02.591	173.4	13:29.270
6	1	22:52.819	...	1:05.265	33.015		35:54.581	6	1	22:08.063	...	1:09.701	34.039		35:37.333
7	1	2:06.611	31.614	1:02.514	32.483	178.1	38:01.192	7	1	2:14.763	31.822	1:09.266	33.675	172.5	37:52.096
8	1	2:00.803	29.107	1:00.420	31.276	194.9	40:01.995	8	1	2:14.887 B	31.906	1:07.935	35.046	171.6	40:06.983
9	1	<b>1:58.915</b>	<b>27.743</b>	<b>1:00.264</b>	30.908	211.5	42:00.910	9	2	4:25.887	2:22.743	1:21.767	41.377		44:32.870
10	1	2:27.216 B	31.481	1:17.684	38.051	183.7	44:28.126	10	2	2:37.062	39.391	1:17.645	40.026	134.1	47:09.932
<b>19</b> PORSCHE 911 2,0L 1965								11 2 2:27.099 35.579 1:14.908 36.612 150.2 49:37.031							
1. Jose Ruben ZANCHETTA GT2								12 2 2:21.656 33.749 1:12.225 35.682 157.6 51:58.687							
2. James TURNER								13 2 2:28.281 34.070 1:13.475 40.736 156.4 54:26.968							
1	1	3:58.872	2:17.130	1:08.464	33.278		3:58.872	14	2	2:27.561	33.560	1:12.082	41.919	158.9	56:54.529
2	1	2:11.322	31.156	1:07.293	32.873	173.4	6:10.194	15	2	3:14.129	53.719	1:39.541	40.869	79.7	1:00:08.658
3	1	2:08.764	30.838	1:05.022	32.904	172.5	8:18.958	16	2	2:30.389	35.333	1:18.039	37.017	151.4	1:02:39.047
4	1	<b>2:07.598</b>	<b>30.605</b>	<b>1:04.464</b>	<b>32.529</b>	173.7	10:26.556	<b>31</b> SHELBY Cobra 289 1964							
5	1	2:25.014 B	31.028	1:05.257	48.729	171.6	12:51.570	1. Charles FIRMENICH GT5							
6	1	23:06.333	...	1:10.560	37.165		35:57.903	2. Benjamin MONNAY							
7	1	2:17.799	32.661	1:09.784	35.354	157.9	38:15.702	1	1	2:45.633	1:03.522	1:06.463	35.648		2:45.633
8	1	2:18.480	32.455	1:11.127	34.898	164.5	40:34.182	2	1	2:14.282	32.290	1:07.449	34.543	170.7	4:59.915
9	1	2:12.126	31.837	1:06.806	33.483	165.6	42:46.308	3	1	<b>2:12.896</b>	34.313	<b>1:05.326</b>	<b>33.257</b>	156.2	7:12.811
10	1	2:15.844	31.538	1:09.430	34.876	161.0	45:02.152	4	1	2:17.439 B	<b>31.514</b>	1:05.541	40.384	173.4	9:30.250
11	1	2:12.802	31.808	1:07.113	33.881	164.5	47:14.954	<b>34</b> MG B 1963							
12	1	2:17.115	31.975	1:09.594	35.546	161.5	49:32.069	1. Romain GUERARDELLE GT2							
13	1	2:13.722	31.452	1:07.189	35.081	165.8	51:45.791	1	1	3:11.795	1:23.364	1:13.402	35.029		3:11.795
14	1	2:19.317	33.415	1:11.007	34.895	165.6	54:05.108	2	1	2:15.685	32.364	1:09.158	34.163	159.7	5:27.480
15	1	2:16.331	31.949	1:08.392	35.990	165.0	56:21.439	3	1	2:14.451	32.812	1:07.787	33.852	161.5	7:41.931
16	1	3:02.525	35.177	1:36.063	51.285	161.8	59:23.964	4	1	2:15.779	31.976	1:10.111	33.692	161.5	9:57.710
17	1	2:28.775	43.361	1:10.393	35.021	87.5	1:01:52.739	5	1	2:14.602	31.628	1:08.110	34.864	162.8	12:12.312
<b>24</b> SHELBY Cobra 289 1962								6 1 3:48.268 B 52.445 1:40.462 1:15.361 84.3 16:00.580							
1. Nicolas CHAMBON GT5								7 1 20:13.420 ... 1:11.591 34.590 36:14.000							
1	1	2:33.284	56.334	1:05.137	31.813		2:33.284	8	1	2:14.885	31.595	1:08.790	34.500	162.6	38:28.885
2	1	2:01.894	28.734	1:01.403	31.757	209.7	4:35.178	9	1	2:12.801	32.086	1:07.332	33.383	164.5	40:41.686
3	1	2:00.368	27.676	1:01.746	30.946	213.8	6:35.546	10	1	2:28.130	33.626	1:19.022	35.482	159.2	43:09.816
4	1	2:00.313	<b>27.338</b>	1:01.259	31.716	214.8	8:35.859	11	1	2:11.911	31.454	1:07.296	33.161	162.6	45:21.727
5	1	2:00.789	27.540	1:01.548	31.701	214.3	10:36.648	12	1	<b>2:11.418</b>	31.222	<b>1:07.144</b>	<b>33.052</b>	165.0	47:33.145
6	1	2:18.200 B	29.129	1:02.337	46.734	202.5	12:54.848	13	1	2:18.354	31.682	1:08.276	38.396	165.8	49:51.499
7	1	22:22.058	...	1:01.942	31.708		35:16.906	14	1	2:15.722	33.437	1:08.652	33.633	161.0	52:07.221
8	1	2:00.034	27.847	1:00.897	31.290	213.8	37:16.940	15	1	2:18.046	<b>31.190</b>	1:08.793	38.063	164.7	54:25.267
9	1	1:59.746	27.628	1:00.890	31.228	213.8	39:16.686	16	1	2:15.400	31.432	1:07.994	35.974	164.2	56:40.667
10	1	2:00.346	28.251	1:00.891	31.204	214.3	41:17.032	17	1	3:15.371	53.316	1:42.038	40.017	77.7	59:56.038
11	1	2:00.038	27.840	1:01.263	30.935	214.8	43:17.070	18	1	2:13.758	32.022	1:08.308	33.428	163.1	1:02:09.796
12	1	2:03.095	29.569	1:01.265	32.261	214.8	45:20.165	<b>35</b> PORSCHE 911 2,0L 1965							
13	1	2:01.598	28.195	1:02.110	31.293	214.3	47:21.763	1. Frédéric DI EGIDIO GT2							
14	1	2:01.394	28.113	1:02.039	31.242	216.2	49:23.157	2. Guido DI EGIDIO							
15	1	2:00.131	27.569	1:00.835	31.727	217.1	51:23.288	1	2	3:00.829	1:12.344	1:13.315	35.170		3:00.829
16	1	1:59.203	27.472	<b>1:00.398</b>	31.333	213.4	53:22.491	2	2	2:25.144	34.460	1:14.362	36.322	163.6	5:25.973
17	1	2:01.771	28.504	1:00.416	32.851	213.8	55:24.262	3	2	2:26.713	34.758	1:14.068	37.887	160.2	7:52.686
18	1	2:29.275	27.820	1:09.850	51.605	215.7	57:53.537	4	2	2:26.809	35.005	1:14.910	36.894	161.8	10:19.495
19	1	2:47.361	52.624	1:22.615	32.122	80.8	1:00:40.898	5	2	2:39.287 B	36.009	1:14.672	48.606	163.6	12:58.782
								6 1 22:22.444 ... 1:08.081 34.066 35:21.226							

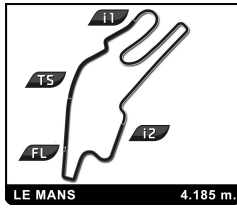


SIXTIES' ENDURANCE  
HISTORIC RACING BUGATTI  
QUALIFYING

Sector Analysis

Personal Best Session Best B Crossing the finish line in pit lane

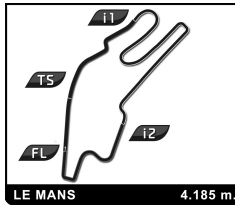
Lap	D	Time	Sector 1	Sector 2	Sector 3	T. Spd	Elapsed	Lap	D	Time	Sector 1	Sector 2	Sector 3	T. Spd	Elapsed
7	1	2:13.070	31.944	1:06.424	34.702	166.7	37:34.296	16	2	2:13.423	30.230	1:09.622	33.571	179.7	1:02:36.166
8	1	2:12.679	31.980	1:06.931	33.768	168.1	39:46.975	<b>49</b> SHELBY Cobra Daytona Coupe 1965							
9	1	2:12.775	32.099	1:07.127	33.549	166.4	41:59.750	1.Dominique GUENAT GT5							
10	1	2:15.061	32.807	1:08.088	34.166	168.9	44:14.811	2.Yvan MAHE							
11	1	2:13.055	32.029	1:07.273	33.753	168.1	46:27.866	1	1	2:34.203	57.773	1:04.166	32.264		2:34.203
12	1	2:13.092	32.452	1:06.998	33.642	170.1	48:40.958	2	1	2:01.809	28.447	1:01.249	32.113	210.2	4:36.012
<b>37</b> JAGUAR E-Type Coupe 3.8 1964															
1.Patrick BONNARDEL GT4															
2.Alexandre BONNARDEL															
1	1	3:21.289	1:36.263	1:10.102	34.924		3:21.289	3	1	2:01.270	28.971	1:01.049	31.250	209.3	6:37.282
2	1	2:09.832	30.203	1:06.036	33.593	192.2	5:31.121	4	1	2:00.572	28.032	1:00.920	31.620	214.8	8:37.854
3	1	2:19.539	36.441	1:07.733	35.365	147.8	7:50.660	5	1	2:00.595	27.354	1:01.718	31.523	219.5	10:38.449
4	1	2:18.941	30.386	1:07.050	41.505	190.8	10:09.601	6	1	2:27.463	29.541	1:03.816	54.106	191.1	13:05.912
5	1	25:15.739	...	1:08.439	33.528		35:25.340	7	1	22:23.871	...	1:01.626	31.865		35:29.783
6	1	2:07.507	30.348	1:04.557	32.602	188.9	37:32.847	8	1	2:03.237	30.541	1:00.658	32.038	166.4	37:33.020
7	1	2:06.404	29.302	1:04.469	32.633	191.9	39:39.251	9	1	1:57.730	27.306	59.781	30.643	209.3	39:30.750
8	1	2:10.228	29.549	1:07.468	33.211	194.1	41:49.479	10	1	1:58.590	27.264	1:00.401	30.925	210.6	41:29.340
9	1	2:06.250	29.739	1:04.264	32.247	193.4	43:55.729	11	1	2:02.760	27.082	1:04.194	31.484	210.6	43:32.100
10	1	2:26.824	32.626	1:13.580	40.618	191.5	46:22.553	12	1	2:08.816	27.517	1:00.495	40.804	208.9	45:40.916
11	1	5:40.214	4:00.347	1:05.838	34.029		52:02.767	13	1	2:45.683	59.058	1:08.260	38.365		48:26.599
12	1	2:08.737	29.928	1:04.779	34.030	195.3	54:11.504	14	2	4:43.050	3:09.685	1:02.315	31.050		53:09.649
13	1	2:32.575	33.955	1:16.106	42.514	192.6	56:44.079	15	2	1:57.965	27.716	59.405	30.844	216.2	55:07.614
<b>38</b> TVR Grantura Mk III 1963															
1.Jean Michel GODET GT2															
2.Nicolas BERTHY															
1	2	3:40.392	1:49.408	1:15.046	35.938		3:40.392	16	2	2:17.093	27.475	59.529	50.089	215.7	57:24.707
2	2	2:21.210	35.895	1:10.204	35.111	156.2	6:01.602	<b>51</b> SHELBY Cobra 289 1963							
3	2	2:17.071	32.865	1:09.382	34.824	158.9	8:18.673	1.Maxime GUENAT GT5							
4	2	2:15.628	32.731	1:08.722	34.175	160.5	10:34.301	2.Guillaume MAHE							
5	2	2:46.951	34.468	1:09.712	1:02.771	159.9	13:21.252	1	1	2:21.278	47.246	1:02.257	31.775		2:21.278
6	1	22:39.339	...	1:11.626	37.180		36:00.591	2	1	2:04.600	28.431	1:01.118	35.051	205.0	4:25.878
7	1	2:20.077	33.425	1:10.789	35.863	156.4	38:20.668	<b>52</b> MG B 1965							
8	1	2:17.036	33.161	1:09.391	34.484	158.7	40:37.704	1.Vincent LE BESNE GT2							
9	1	2:20.320	33.441	1:10.753	36.126	159.2	42:58.024	1	1	4:19.847	2:30.477	1:12.503	36.867		4:19.847
10	1	2:16.826	33.862	1:08.809	34.155	158.9	45:14.850	2	1	2:20.000	34.147	1:10.317	35.536	152.8	6:39.847
11	1	2:16.626	32.831	1:09.439	34.356	158.9	47:31.476	3	1	2:19.840	34.012	1:10.903	34.925	153.3	8:59.687
12	1	2:15.109	32.784	1:07.881	34.444	159.4	49:46.585	4	1	2:20.712	34.197	1:11.244	35.271	153.5	11:20.399
13	1	2:17.705	32.995	1:09.914	34.796	161.0	52:04.290	5	1	2:54.440	35.065	1:30.082	49.293	147.1	14:14.839
14	1	7:41.157	33.041	1:32.236	5:35.880	160.5	59:45.447	6	1	22:21.633	...	1:12.608	34.403		36:36.472
<b>46</b> LOTUS Elan 1963															
1.Alice BOURIEZ GT2															
2.Christian BOURIEZ															
1	1	3:53.663	1:56.933	1:19.177	37.553		3:53.663	7	1	2:19.901	34.040	1:10.466	35.395	150.7	38:56.373
2	1	2:29.487	35.260	1:13.225	41.002	155.4	6:23.150	8	1	2:21.131	34.333	1:10.747	36.051	153.5	41:17.504
3	1	3:17.947	1:29.854	1:12.207	35.886		9:41.097	9	1	2:23.771	34.281	1:11.209	38.281	154.0	43:41.275
4	1	2:21.046	33.261	1:12.094	35.691	169.5	12:02.143	10	1	2:48.200	40.121	1:23.945	44.134	150.7	46:29.475
5	1	3:42.569	44.430	1:50.158	1:07.981	107.3	15:44.712	<b>53</b> JAGUAR E-Type Coupe 3.8 1962							
6	1	21:10.205	...	1:10.909	35.986		36:54.917	1.Olivier BREITTMAYER GT4							
7	1	2:18.710	34.912	1:09.015	34.783	151.4	39:13.627	2.Emile BREITTMAYER							
8	1	2:18.421	33.567	1:09.652	35.202	166.9	41:32.048	1	1	3:31.560	1:47.952	1:09.331	34.277		3:31.560
9	1	2:23.628	33.386	1:11.077	39.165	170.1	43:55.676	2	1	2:09.788	30.772	1:06.476	32.540	179.0	5:41.348
10	2	4:46.943	3:01.575	1:10.742	34.626		48:42.619	3	1	2:11.046	31.630	1:05.450	33.966	181.0	7:52.394
11	2	2:12.151	31.416	1:06.556	34.179	175.5	50:54.770	4	1	2:09.055	30.112	1:05.804	33.139	185.4	10:01.449
12	2	2:09.096	30.563	1:05.086	33.447	178.4	53:03.866	5	1	2:07.446	30.175	1:04.924	32.347	180.0	12:08.895
13	2	2:09.981	31.642	1:04.988	33.351	181.0	55:13.847	6	1	3:47.882	40.921	1:50.760	1:16.201	137.9	15:56.777
14	2	2:26.058	31.087	1:11.734	43.237	180.3	57:39.905	7	2	20:01.639	...	1:05.351	34.135		35:58.416
15	2	2:42.838	44.048	1:24.967	33.823	119.1	1:00:22.743	8	2	2:06.759	29.591	1:04.441	32.727	187.5	38:05.175
<b>54</b> AUSTIN HEALEY 3000 Mk II 1965															
1.Philipp ZUMSTEIN GT3															
2.Bernhard BÜHLER															



SIXTIES' ENDURANCE  
HISTORIC RACING BUGATTI  
QUALIFYING

Sector Analysis

Lap	D	Time	Sector 1	Sector 2	Sector 3	T. Spd	Elapsed	Lap	D	Time	Sector 1	Sector 2	Sector 3	T. Spd	Elapsed
1	1	3:11.188	1:22.206	1:13.632	35.350		3:11.188	10	1	2:07.052	29.521	1:04.825	32.706	194.5	44:35.869
2	1	2:17.686	32.576	1:09.287	35.823	165.6	5:28.874	11	1	<b>2:05.717</b>	29.280	<b>1:03.829</b>	32.608	186.1	46:41.586
3	1	2:17.734	33.171	1:10.298	<b>34.265</b>	163.9	7:46.608	12	1	2:09.001	30.588	1:05.996	32.417	187.9	48:50.587
4	1	<b>2:16.143</b>	<b>32.380</b>	<b>1:08.495</b>	35.268	175.2	10:02.751	13	1	2:07.101	29.938	1:04.553	32.610	191.9	50:57.688
<div style="border: 1px solid black; padding: 5px;"> <b>56</b> MORGAN Plus 4 Super Sports 1965                      1. Malik KINDE                      2. Gonzague THEOIL                      GT3                 </div>								<div style="border: 1px solid black; padding: 5px;"> <b>60</b> LOTUS XI 1500 1957                      1. Guy PEETERS                      2. Guillaume PEETERS                      SP2                 </div>							
1	2	3:54.765	2:01.950	1:15.045	37.770		3:54.765	1	1	2:23.746	38.892	1:10.045	34.809		2:23.746
2	2	2:24.067	34.870	1:13.448	35.749	163.9	6:18.832	2	1	2:11.505	31.928	1:05.938	33.639	174.3	4:35.251
3	2	2:21.181	33.503	1:10.499	37.179	148.0	8:40.013	3	1	<b>2:10.156</b>	31.086	1:05.527	<b>33.543</b>	180.7	6:45.407
4	2	2:19.740	33.479	1:11.060	35.201	166.1	10:59.753	4	1	2:12.587 B	30.483	1:06.349	35.755	181.7	8:57.994
5	2	2:49.051 B	34.405	1:21.476	53.170	159.2	13:48.804	5	1	26:39.985	...	1:09.347	33.660		35:37.979
6	1	2:15.378	33.052	1:08.338	33.988	166.1	40:16.702	6	1	2:12.560	31.593	1:07.159	33.808	165.8	37:50.539
7	1	2:16.206	32.471	1:07.753	35.982	166.9	42:32.908	7	1	2:10.974 B	<b>30.121</b>	<b>1:05.063</b>	35.790	182.7	40:01.513
8	1	2:13.268	31.635	1:07.952	33.681	168.4	44:46.176	8	2	4:14.938	2:32.701	1:08.498	33.739		44:16.451
9	1	2:13.495	31.701	1:07.875	33.919	166.4	46:59.671	9	2	2:12.933	31.339	1:07.744	33.850	183.3	46:29.384
10	1	2:14.114	32.595	1:08.076	<b>33.443</b>	166.7	49:13.785	10	2	2:14.585	31.863	1:08.241	34.481	183.3	48:43.969
11	1	<b>2:12.887</b>	32.425	<b>1:06.886</b>	33.576	170.4	51:26.672	11	2	2:11.737	30.845	1:06.743	34.149	184.7	50:55.706
12	1	2:13.430	32.496	1:07.490	33.444	172.5	53:40.102	12	2	2:13.073	30.661	1:07.791	34.621	184.7	53:08.779
13	1	2:16.942	31.853	1:07.718	37.371	168.4	55:57.044	13	2	2:15.692	31.080	1:08.950	35.662	181.7	55:24.471
14	1	2:46.735	<b>31.312</b>	1:28.051	47.372	166.9	58:43.779	14	2	2:31.898	31.417	1:12.914	47.567	183.0	57:56.369
15	1	2:32.269	50.095	1:08.587	33.587	94.1	1:01:16.048	15	2	2:52.820	53.738	1:24.121	34.961	87.6	1:00:49.189
<div style="border: 1px solid black; padding: 5px;"> <b>58</b> JAGUAR E-Type 3.8 1964                      1. Christophe DELACHAUX                      2. Josselin PETER                      GT4                 </div>								<div style="border: 1px solid black; padding: 5px;"> <b>61</b> JAGUAR E-Type 3.8 1963                      1. Luc-Pierre VERQUIN                      GT4                 </div>							
1	1	2:46.951	1:05.224	1:07.381	34.346		2:46.951	1	1	2:27.272	47.820	1:06.378	33.074		2:27.272
2	1	2:13.094	31.593	1:07.063	34.438	183.0	5:00.045	2	1	2:07.063	30.934	1:03.807	32.322	188.6	4:34.335
3	1	2:05.309	30.164	1:03.404	<b>31.741</b>	181.3	7:05.354	3	1	2:06.991	30.733	1:04.266	31.992	180.7	6:41.326
4	1	2:05.098	29.741	1:03.426	31.931	182.7	9:10.452	4	1	2:06.557	30.206	1:04.109	32.242	191.5	8:47.883
5	1	<b>2:04.452</b>	<b>29.661</b>	<b>1:02.879</b>	31.912	182.7	11:14.904	5	1	2:07.435	30.917	1:04.231	32.287	188.6	10:55.318
6	1	2:36.628 B	30.826	1:17.714	48.088	182.0	13:51.532	6	1	2:42.010 B	33.671	1:12.826	55.513	154.9	13:37.328
7	2	22:00.303	...	1:08.632	37.588		35:51.835	7	1	22:03.288	...	1:05.613	32.884		35:40.616
8	2	2:10.527	32.142	1:04.404	33.981	159.7	38:02.362	8	1	2:09.067	30.892	1:05.506	32.669	170.7	37:49.683
9	2	2:11.718	30.837	1:07.089	33.792	187.5	40:14.080	9	1	2:06.115	30.383	<b>1:03.633</b>	32.099	188.2	39:55.798
10	2	2:11.740	30.719	1:05.709	35.312	187.1	42:25.820	10	1	2:06.355	30.193	1:03.752	32.410	191.5	42:02.153
11	2	2:11.721	30.693	1:07.711	33.317	187.1	44:37.541	11	1	2:07.953	31.369	1:04.386	32.198	191.5	44:10.106
12	2	2:11.824	31.870	1:05.473	34.481	181.7	46:49.365	12	1	2:07.605	30.280	1:04.829	32.496	189.7	46:17.711
13	2	2:10.753	30.887	1:06.175	33.691	185.7	49:00.118	13	1	<b>2:05.603</b>	<b>30.017</b>	1:03.782	<b>31.804</b>	191.1	48:23.314
14	2	2:08.702	30.319	1:05.323	33.060	187.1	51:08.820	14	1	2:11.933	31.493	1:07.334	33.106	191.1	50:35.247
15	2	2:10.562	32.124	1:05.294	33.144	188.2	53:19.382	15	1	2:30.688 B	36.143	1:12.524	42.021	137.7	53:05.935
16	2	2:10.184	30.248	1:05.578	34.358	188.2	55:29.566	<div style="border: 1px solid black; padding: 5px;"> <b>62</b> JAGUAR E-Type 3.8 1963                      1. Serge DELPLA                      2. Malivai CASTELLI                      GT4                 </div>							
17	2	2:30.357	30.746	1:16.448	43.163	186.8	57:59.923	1	2	3:04.792	1:18.579	1:11.967	34.246		3:04.792
18	2	2:52.059	52.106	1:23.194	36.759	90.7	1:00:51.982	2	2	2:08.103	31.287	1:04.127	32.689	175.8	5:12.895
<div style="border: 1px solid black; padding: 5px;"> <b>59</b> JAGUAR E-Type 3.8 1963                      1. Serge COZZOLINO                      GT4                 </div>								<div style="border: 1px solid black; padding: 5px;"> <b>62</b> JAGUAR E-Type 3.8 1963                      1. Serge DELPLA                      2. Malivai CASTELLI                      GT4                 </div>							
1	1	4:05.414	2:25.491	1:06.332	33.591		4:05.414	3	2	2:12.660	35.647	1:04.301	32.712	130.6	7:25.555
2	1	2:10.827	30.324	1:06.708	33.795	188.2	6:16.241	4	2	2:08.873	29.263	1:05.821	33.789	187.9	9:34.428
3	1	2:08.734	30.651	1:05.380	32.703	188.2	8:24.975	5	2	<b>2:03.141</b>	28.905	1:02.543	<b>31.693</b>	190.4	11:37.569
4	1	2:09.354	29.907	1:05.745	33.702	191.1	10:34.329	6	2	3:12.908 B	36.268	1:39.821	56.819	143.5	14:50.477
5	1	2:29.608 B	30.869	1:06.222	52.517	178.4	13:03.937	7	1	21:27.264	...	1:09.915	34.911		36:17.741
6	1	22:59.181	...	1:07.704	33.894		36:03.118	8	1	2:11.661	31.257	1:06.678	33.726	180.3	38:29.402
7	1	2:11.109	31.761	1:06.421	32.927	161.0	38:14.227	9	1	2:10.347	31.149	1:05.114	34.084	182.7	40:39.749
8	1	2:08.573	29.531	1:05.848	33.194	189.7	40:22.800	10	1	2:14.395	33.930	1:07.532	32.933	174.6	42:54.144
9	1	2:06.017	29.279	1:03.882	32.856	192.6	42:28.817								



**SIXTIES' ENDURANCE**  
HISTORIC RACING BUGATTI  
QUALIFYING

Sector Analysis

■ Personal Best ■ Session Best ■ Crossing the finish line in pit lane

Lap	D	Time	Sector 1	Sector 2	Sector 3	T. Spd	Elapsed	Lap	D	Time	Sector 1	Sector 2	Sector 3	T. Spd	Elapsed
11	1	2:17.445	32.585	1:07.238	37.622	179.0	45:11.589	10	1	2:07.136	29.378	1:05.682	32.076	190.8	44:37.805
12	1	2:24.567 <b>B</b>	31.748	1:12.536	40.283	181.7	47:36.156	11	1	2:03.967	30.323	<b>1:01.961</b>	31.683	191.9	46:41.772
13	2	5:21.627	3:43.713	1:05.143	32.771		52:57.783	12	1	2:04.315	30.757	1:02.309	31.249	191.1	48:46.087
14	2	2:03.948	29.008	1:02.679	32.261	190.8	55:01.731	13	1	<b>2:02.378</b>	<b>29.106</b>	1:02.392	<b>30.880</b>	191.1	50:48.465
15	2	2:16.207 <b>B</b>	<b>28.745</b>	<b>1:01.534</b>	45.928	189.7	57:17.938	14	1	2:35.778 <b>B</b>	35.000	1:18.557	42.221	154.2	53:24.243

**64** SHELBY Cobra 289 1965  
1. Leon EBELING GT5  
2. Andrew NEWALL

1	1	2:49.369	1:14.340	1:03.120	31.909		2:49.369
2	1	2:01.541	28.868	1:02.094	30.579	202.9	4:50.910
3	1	1:59.742	27.621	1:00.864	31.257	200.4	6:50.652
4	1	<b>1:58.365</b>	27.704	1:00.530	<b>30.131</b>	204.1	8:49.017
5	1	2:02.744	29.130	1:00.607	33.007	204.5	10:51.761
6	1	2:39.941 <b>B</b>	29.760	1:05.597	1:04.584	187.5	13:31.702
7	2	22:16.385	...	1:03.654	32.420		35:48.087
8	2	2:02.369	28.218	1:02.209	31.942	203.7	37:50.456
9	2	1:59.832	27.616	1:00.901	31.315	205.8	39:50.288
10	2	2:00.065	28.338	1:00.609	31.118	202.0	41:50.353
11	2	1:59.245	27.665	1:00.527	31.053	202.5	43:49.598
12	2	2:00.084	27.555	1:01.490	31.039	202.0	45:49.682
13	2	1:58.977	27.498	<b>1:00.434</b>	31.045	204.1	47:48.659
14	2	1:59.995	27.384	1:01.007	31.604	204.1	49:48.654
15	2	1:59.177	<b>27.053</b>	1:00.943	31.181	208.0	51:47.831
16	2	1:59.651	27.755	1:00.890	31.006	206.2	53:47.482
17	2	2:00.984	28.577	1:01.205	31.202	205.8	55:48.466
18	2	2:18.246 <b>B</b>	27.528	1:08.743	41.975	204.5	58:06.712
19	2	3:37.482	2:03.472	1:02.679	31.331		1:01:44.194

**68** JAGUAR E-Type 3.8 1962  
1. Dirk EBELING GT4  
2. Christian SCHOEDEL

1	2	3:48.987	1:57.408	1:15.860	35.719		3:48.987
2	2	2:10.118	31.632	1:04.040	34.446	186.4	5:59.105
3	2	2:02.003	29.523	<b>1:00.793</b>	31.687	198.4	8:01.108
4	2	2:03.068	28.640	1:02.563	31.865	201.2	10:04.176
5	2	<b>2:01.567</b>	<b>28.102</b>	1:01.337	32.128	202.5	12:05.743
6	2	3:48.197 <b>B</b>	43.277	1:49.698	1:15.222	125.3	15:53.940
7	2	20:15.486	...	1:05.901	32.145		36:09.426
8	2	2:08.834	30.717	1:05.552	32.565	178.1	38:18.260
9	2	2:06.103	30.170	1:03.819	32.114	192.6	40:24.363
10	2	2:05.254	29.787	1:03.780	31.687	198.8	42:29.617
11	2	2:05.539	29.510	1:03.057	32.972	190.4	44:35.156
12	2	2:02.357	28.891	1:02.210	<b>31.256</b>	199.6	46:37.513
13	2	2:23.606	47.425	1:03.852	32.329	195.7	49:01.119
14	2	2:13.545 <b>B</b>	30.239	1:03.572	39.734	194.9	51:14.664
15	1	3:15.953 <b>B</b>	1:29.113	1:07.131	39.709		54:30.617

**69** LOTUS XI 1500 1956  
1. Serge KRINKOFF SP2

1	1	5:10.389	3:00.463	1:31.405	38.521		5:10.389
2	1	2:13.364	34.911	1:05.651	32.802	152.3	7:23.753
3	1	2:06.372	30.190	1:04.591	31.591	187.5	9:30.125
4	1	2:03.935	29.728	1:02.914	31.293	186.1	11:34.060
5	1	2:43.754 <b>B</b>	32.262	1:21.566	49.926	113.8	14:17.814
6	1	21:58.804	...	1:05.999	32.750		36:16.618
7	1	2:04.990	30.653	1:03.188	31.149	169.2	38:21.608
8	1	2:05.251	29.819	1:02.870	32.562	173.4	40:26.859
9	1	2:03.810	29.602	1:03.039	31.169	190.0	42:30.669

**70** SHELBY Cobra Daytona Coupe 1964  
1. Pierre-Alain FRANCE GT5  
2. Erwin FRANCE

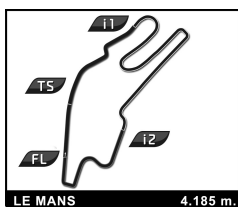
1	2	3:44.016	2:09.291	1:02.961	31.764		3:44.016
2	2	1:59.779	28.809	1:00.441	30.529	204.5	5:43.795
3	2	1:59.673	28.602	1:00.623	30.448	210.6	7:43.468
4	2	1:57.820	27.580	59.462	30.778	208.0	9:41.288
5	2	2:03.486 <b>B</b>	27.567	1:00.532	35.387	211.5	11:44.774
6	2	24:45.316	...	1:01.474	32.349		36:30.090
7	2	1:59.417	28.062	1:00.094	31.261	202.9	38:29.507
8	2	1:59.341	27.995	1:00.427	30.919	211.1	40:28.848
9	2	1:59.198	27.773	1:00.821	30.604	210.2	42:28.046
10	2	1:57.785	27.895	59.413	30.477	212.4	44:25.831
11	2	<b>1:57.240</b>	27.222	59.621	<b>30.397</b>	212.9	46:23.071
12	2	1:58.313	27.265	59.981	31.067	213.8	48:21.384
13	2	1:57.554	27.435	<b>59.410</b>	30.709	209.7	50:18.938
14	2	2:02.343	28.967	1:01.270	32.106	193.7	52:21.281
15	2	2:06.048 <b>B</b>	<b>27.212</b>	1:00.608	38.228	212.9	54:27.329

**71** AUSTIN-HEALEY 3000 Mk I 1960  
1. Kim GAYER GT3

1	1	3:10.240	1:25.593	1:10.632	34.015		3:10.240
2	1	<b>2:11.381</b>	<b>30.907</b>	<b>1:06.685</b>	<b>33.789</b>	180.7	5:21.621
3	1	2:14.083	32.053	1:07.787	34.243	170.7	7:35.704
4	1	2:15.359	31.911	1:08.951	34.497	174.6	9:51.063
5	1	2:19.467 <b>B</b>	31.970	1:08.735	38.762	169.8	12:10.530
6	1	23:25.928	...	1:09.224	34.432		35:36.458
7	1	2:17.375	32.269	1:10.853	34.253	170.7	37:53.833
8	1	2:13.726	31.335	1:07.795	34.596	177.4	40:07.559
9	1	2:15.847	31.631	1:09.383	34.833	176.5	42:23.406
10	1	2:17.277	32.116	1:10.759	34.402	170.4	44:40.683
11	1	2:15.208	32.057	1:08.974	34.177	182.7	46:55.891
12	1	2:14.582	32.359	1:08.417	33.806	178.1	49:10.473
13	1	2:12.778	31.293	1:07.204	34.281	176.2	51:23.251
14	1	2:31.464 <b>B</b>	38.139	1:08.913	44.412	179.0	53:54.715

**72** SHELBY Cobra 289 1963  
1. Richard COOK GT5  
2. Harvey STANLEY

1	1	2:09.643	36.336	1:01.844	31.463		2:09.643
2	1	1:59.448	27.329	1:01.407	30.712	206.7	4:09.091
3	1	1:59.040	27.021	1:01.469	30.550	208.9	6:08.131
4	1	2:00.041	27.539	59.982	32.520	212.9	8:08.172
5	1	1:59.261	28.125	1:00.298	30.838	209.7	10:07.433
6	1	<b>1:57.062</b>	<b>26.950</b>	59.571	30.541	212.0	12:04.495
7	1	3:47.882 <b>B</b>	43.190	1:50.194	1:14.498	107.7	15:52.377
8	2	19:54.907	...	1:03.125	31.789		35:47.284
9	2	2:01.126	28.425	1:01.580	31.121	207.5	37:48.410
10	2	1:57.141	27.535	<b>59.359</b>	<b>30.247</b>	207.5	39:45.551
11	2	1:57.552	27.524	59.557	30.471	210.2	41:43.103
12	2	2:02.337 <b>B</b>	27.888	1:01.786	32.663	205.8	43:45.440
13	2	4:30.329	2:55.537	1:03.448	31.344		48:15.769
14	2	2:02.277	28.615	1:01.417	32.245	202.0	50:18.046

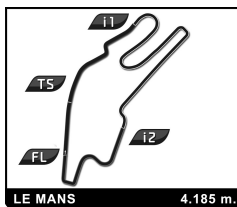


## SIXTIES' ENDURANCE HISTORIC RACING BUGATTI QUALIFYING

### Sector Analysis

■ Personal Best ■ Session Best ■ Crossing the finish line in pit lane

Lap	D	Time	Sector 1	Sector 2	Sector 3	T. Spd	Elapsed	Lap	D	Time	Sector 1	Sector 2	Sector 3	T. Spd	Elapsed
15	2	1:59.311	27.811	1:00.834	30.666	205.8	52:17.357	11	1	2:11.833B	31.126	1:04.491	36.216	183.0	44:32.987
16	2	2:07.720	27.984	1:02.482	37.254	208.0	54:25.077	12	1	4:34.460	2:55.790	1:05.874	32.796		49:07.447
17	2	2:00.095	28.034	1:00.587	31.474	208.0	56:25.172	13	1	2:09.620	31.042	1:05.817	32.761	185.0	51:17.067
18	2	3:00.610	33.423	1:37.152	50.035	202.5	59:25.782	14	1	<b>2:06.304</b>	29.369	1:04.328	32.607	184.4	53:23.371
19	2	2:13.447	34.206	1:08.283	30.958	165.8	1:01:39.229	15	1	2:10.060	31.263	1:05.613	33.184	181.7	55:33.431
<b>73</b> JAGUAR E-Type 3.8 1963 1. Laurent JASPERS GT4								<b>84</b> MG B 1964 1. Benjamin ENGRAND 2. Julien LEMEILLE GT2							
1	1	3:55.463B	1:59.002	1:14.743	41.718		3:55.463	1	1	3:00.154	1:10.139	1:13.468	36.547		3:00.154
2	1	3:26.785	1:48.028	1:06.061	32.696		7:22.248	2	1	2:26.452	35.867	1:14.564	36.021	154.2	5:26.606
3	1	2:11.834	30.766	1:07.125	33.943	182.0	9:34.082	3	1	2:28.028	35.966	1:14.539	37.523	154.4	7:54.634
4	1	<b>2:05.897</b>	30.313	<b>1:03.722</b>	<b>31.862</b>	181.3	11:39.979	4	1	2:25.526	35.974	1:13.137	36.415	156.6	10:20.160
5	1	3:12.680B	34.530	1:42.576	55.574	139.0	14:52.659	5	1	<b>2:48.356B</b>	36.100	1:16.866	55.390	157.4	13:08.516
6	1	2:13.688	...	1:06.715	34.577		36:31.347	6	1	22:42.160	...	1:13.470	38.086		35:50.676
7	1	2:10.762	32.404	1:06.053	32.305	165.3	38:42.109	7	1	2:22.244	35.920	1:11.371	34.953	155.2	38:12.920
8	1	2:05.905	29.937	1:03.779	32.189	183.3	40:48.014	8	1	2:23.637	34.307	1:12.763	36.567	159.7	40:36.557
9	1	2:11.791	31.066	1:07.353	33.372	180.3	42:59.805	9	1	<b>2:28.925B</b>	34.831	1:14.644	39.450	157.9	43:05.482
10	1	2:12.171	31.597	1:06.906	33.668	178.4	45:11.976	10	2	4:05.286	2:16.417	1:11.622	37.247		47:10.768
11	2	2:11.144	31.909	1:06.163	33.072	186.1	47:23.120	11	2	2:16.833	32.378	1:09.824	34.631	162.8	49:27.601
12	1	2:06.358	<b>29.392</b>	1:04.360	32.606	185.7	49:29.478	12	2	2:18.713	33.275	1:09.398	36.040	152.5	51:46.314
13	1	2:06.214	29.663	1:04.115	32.436	184.0	51:35.692	13	2	2:17.286	33.256	1:09.544	<b>34.486</b>	161.8	54:03.600
14	1	2:10.006	30.333	1:04.820	34.853	181.7	53:45.698	14	2	<b>2:16.634</b>	<b>31.962</b>	<b>1:09.292</b>	35.380	161.2	56:20.234
15	1	2:16.531	35.148	1:06.799	34.584	178.4	56:02.229	15	2	3:01.315	34.045	1:36.494	50.776	161.5	59:21.549
16	1	2:42.554	30.089	1:25.156	47.309	180.3	58:44.783	16	2	2:24.814	40.243	1:09.878	34.693	101.3	1:01:46.363
17	1	2:30.035B	50.221	1:06.310	33.504	86.2	1:01:14.818	<b>85</b> LOTUS Elan 26R 1965 1. Jorge VARGAS CLEMENT GT2							
<b>78</b> LOTUS Mark IX 1955 1. Gilles COURAUDON 2. Maxime GRANSART SP1								<b>85</b> LOTUS Elan 26R 1965 1. Jorge VARGAS CLEMENT GT2							
1	1	3:07.689	1:24.330	1:08.931	34.428		3:07.689	1	1	4:50.424	3:07.986	1:08.073	34.365		4:50.424
2	1	2:12.030	31.712	1:07.146	<b>33.172</b>	166.7	5:19.719	2	1	2:11.775	32.938	1:05.903	32.934	175.5	7:02.199
3	1	<b>2:10.495</b>	<b>31.213</b>	<b>1:06.063</b>	33.219	167.8	7:30.214	3	1	2:18.058B	31.116	1:06.228	40.714	177.1	9:20.257
4	1	2:15.616B	31.971	1:08.001	35.644	171.3	9:45.830	4	1	3:28.670B	1:34.686	1:06.024	47.960		12:48.927
5	2	26:01.974	...	1:09.154	35.707		35:47.804	5	1	23:52.603	...	1:06.938	34.095		36:41.530
6	2	2:18.952	32.688	1:09.585	36.679	164.7	38:06.756	6	1	2:11.660	31.489	1:06.718	33.453	170.4	38:53.190
7	2	2:20.111	32.804	1:11.965	35.342	167.5	40:26.867	7	1	2:08.398	31.257	1:04.765	<b>32.376</b>	177.1	41:01.588
8	2	2:17.504	33.410	1:09.012	35.082	169.5	42:44.371	8	1	2:12.077	32.358	1:07.214	32.505	182.7	43:13.665
9	2	2:20.039	32.665	1:11.641	35.733	168.9	45:04.410	9	1	2:06.972	<b>29.724</b>	1:03.646	33.602	181.0	45:20.637
10	2	2:20.164	32.566	1:11.895	35.703	168.9	47:24.574	10	1	<b>2:06.356</b>	29.777	1:03.821	32.758	181.3	47:26.993
11	2	2:15.907	32.321	1:08.875	34.711	170.1	49:40.481	11	1	2:07.306	29.770	1:04.037	33.499	180.0	49:34.299
12	2	2:15.899	32.109	1:08.617	35.173	168.7	51:56.380	12	1	2:10.871	32.474	1:04.328	34.069	179.0	51:45.170
13	2	2:17.549	32.419	1:09.881	35.249	168.7	54:13.929	13	1	3:02.871	30.518	<b>1:03.525</b>	1:28.828	177.7	54:48.041
14	2	2:18.434	32.906	1:09.991	35.537	169.8	56:32.363	14	1	2:14.659	31.497	1:05.048	38.114	158.1	57:02.700
15	2	2:55.142	36.307	1:29.290	49.545	141.4	59:27.505	15	1	3:03.324	47.002	1:38.896	37.426	117.2	1:00:06.024
16	2	2:25.714	40.490	1:10.557	34.667	103.9	1:01:53.219	16	1	2:09.954	30.020	1:07.007	32.927	180.3	1:02:15.978
<b>79</b> LOTUS Elan 26 R 1964 1. Stéphane GUTZWILLER 2. Victor GUTZWILLER GT2								<b>93</b> AUSTIN-HEALEY 3000 Mk 1 1960 1. François FILLON 2. André RAULIN GT3							
1	1	2:50.768	1:07.311	1:09.064	34.393		2:50.768	1	1	2:39.723	53.333	1:11.134	35.256		2:39.723
2	1	2:12.924	31.281	1:06.270	35.373	177.7	5:03.692	2	1	2:19.681	33.310	1:10.464	35.907	174.6	4:59.404
3	1	2:12.760	35.501	1:04.331	32.928	135.2	7:16.452	3	1	2:18.935	34.637	1:09.167	35.131	161.0	7:18.339
4	1	2:08.079	31.096	1:04.514	<b>32.469</b>	180.0	9:24.531	4	1	2:15.441	31.803	1:09.390	34.248	180.0	9:33.780
5	1	2:08.054	30.989	1:04.465	32.600	180.0	11:32.585	5	1	2:14.425	32.536	1:07.600	34.289	177.4	11:48.205
6	1	2:48.143B	35.729	1:21.507	50.907	96.4	14:20.728	6	1	3:29.763B	45.394	1:46.958	57.411	135.8	15:17.968
7	1	2:13.223	...	1:05.799	34.609		35:51.951	7	1	20:33.440	...	1:09.734	37.679		35:51.408
8	1	2:11.166	33.322	<b>1:04.085</b>	33.759	164.5	38:03.117	8	1	2:17.242	32.139	1:10.596	34.507	174.9	38:08.650
9	1	2:09.831	31.232	1:04.916	33.683	180.0	40:12.948	9	1	<b>2:14.060</b>	31.979	1:08.195	<b>33.886</b>	174.3	40:22.710
10	1	2:08.206	30.779	1:04.255	33.172	178.1	42:21.154	10	1	2:14.800	<b>31.249</b>	1:08.517	35.034	181.3	42:37.510



SIXTIES' ENDURANCE  
HISTORIC RACING BUGATTI  
QUALIFYING

Sector Analysis

Personal Best Session Best B Crossing the finish line in pit lane

Lap	D	Time	Sector 1	Sector 2	Sector 3	T. Spd	Elapsed	Lap	D	Time	Sector 1	Sector 2	Sector 3	T. Spd	Elapsed
11	1	2:15.827	B 31.620	1:06.063	38.144	174.6	44:53.337	11	1	2:22.145	33.554	1:13.266	35.325	169.2	46:01.561
12	1	3:54.789	2:04.979	1:13.227	36.583		48:48.126	12	1	2:20.192	34.095	1:11.282	34.815	167.5	48:21.753
13	1	2:17.441	33.195	1:09.328	34.918	172.5	51:05.567	13	1	2:20.672	33.417	1:12.020	35.235	170.1	50:42.425
14	1	2:19.705	32.608	1:11.084	36.013	177.7	53:25.272	14	1	2:20.443	33.656	1:11.021	35.766	169.8	53:02.868
15	1	2:18.542	32.421	1:07.404	38.717	174.9	55:43.814	15	1	2:23.623	34.757	1:11.936	36.930	167.5	55:26.491
16	1	2:34.035	32.474	1:17.701	43.860	173.4	58:17.849	16	1	2:39.706	33.256	1:23.532	42.918	171.0	58:06.197
								17	1	3:01.700	B 50.370	1:27.362	43.968	95.6	1:01:07.897

**103** MG B 1964  
1. Georges ROCCHIETTA  
2. Charles Edouard ROUSSE. GT2

1	2	4:18.834	2:33.366	1:10.759	34.709		4:18.834
2	2	2:11.434	31.369	1:06.834	33.231	162.8	6:30.268
3	2	2:11.636	31.383	1:07.208	33.045	163.9	8:41.904
4	2	2:10.699	31.237	1:06.685	32.777	164.5	10:52.603
5	2	2:41.722	B 35.168	1:15.165	51.389	150.0	13:34.325
6	1	22:26.849	...	1:11.020	37.224		36:01.174
7	1	2:20.058	33.873	1:10.346	35.839	153.0	38:21.232
8	1	2:17.595	33.026	1:09.621	34.948	162.0	40:38.827
9	1	2:19.712	34.019	1:09.850	35.843	163.1	42:58.539
10	1	2:16.923	33.644	1:08.992	34.287	163.1	45:15.462
11	1	2:16.577	32.421	1:09.030	35.126	163.6	47:32.039
12	1	2:15.130	32.405	1:08.339	34.386	165.0	49:47.169
13	1	2:15.301	32.304	1:08.415	34.582	164.2	52:02.470
14	1	2:20.569	33.038	1:09.964	37.567	163.9	54:23.039
15	1	2:16.240	32.584	1:08.073	35.583	161.0	56:39.279
16	1	2:57.169	43.120	1:29.946	44.103	107.7	59:36.448
17	1	2:22.236	35.376	1:11.801	35.059	151.1	1:01:58.684

**104** AUSTIN-HEALEY 100-4 1958  
1. François de CHANTERAC  
2. Jérémy DA ROCHA GT3

1	1	4:25.364	2:24.448	1:20.019	40.897		4:25.364
2	1	2:27.180	35.029	1:14.569	37.582	150.9	6:52.544
3	1	2:26.230	35.067	1:13.789	37.374	150.7	9:18.774
4	1	2:27.258	34.276	1:14.491	38.491	151.8	11:46.032
5	1	3:25.028	B 45.895	1:46.927	52.206	127.4	15:11.060
6	2	21:24.431	...	1:12.934	35.088		36:35.491
7	2	2:20.311	33.587	1:10.908	35.816	150.5	38:55.802
8	2	2:17.553	33.571	1:09.234	34.748	153.5	41:13.355
9	2	2:19.148	33.423	1:10.783	34.942	152.8	43:32.503
10	2	2:17.717	33.478	1:09.928	34.311	150.9	45:50.220
11	2	2:17.017	32.891	1:09.813	34.313	155.2	48:07.237
12	2	2:18.090	33.027	1:10.610	34.453	155.2	50:25.327
13	2	2:17.444	32.747	1:09.626	35.071	154.4	52:42.771
14	2	2:19.247	32.884	1:10.981	35.382	152.8	55:02.018
15	2	2:33.863	B 33.652	1:12.702	47.509	153.3	57:35.881

**111** LOTUS XI 1500 1958  
1. Bruno COURTINE  
2. Olivier BONNET SP2

1	1	2:30.064	46.718	1:08.915	34.431		2:30.064
2	1	2:14.684	32.187	1:08.582	33.915	170.4	4:44.748
3	1	2:15.617	33.246	1:07.669	34.702	170.4	7:00.365
4	1	2:15.399	33.030	1:08.427	33.942	170.4	9:15.764
5	1	2:13.937	32.487	1:07.641	33.809	171.3	11:29.701
6	1	3:26.407	B 1:00.544	1:28.224	57.639	158.4	14:56.108
7	1	21:32.275	...	1:11.791	36.758		36:28.383
8	1	2:26.867	35.806	1:15.311	35.750	153.0	38:55.250
9	1	2:21.450	34.213	1:11.590	35.647	166.9	41:16.700
10	1	2:22.716	33.663	1:12.201	36.852	171.0	43:39.416

**116** MG B 1965  
1. Stéphane COLLAS GT2

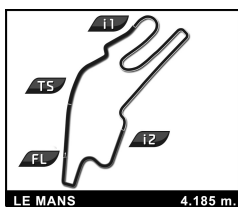
1	1	3:42.701	1:46.076	1:19.230	37.395		3:42.701
2	1	2:22.162	34.628	1:11.972	35.562	148.2	6:04.863
3	1	2:21.744	33.740	1:12.424	35.580	151.1	8:26.607
4	1	2:25.373	34.488	1:13.380	37.505	150.2	10:51.980
5	1	2:53.449	B 37.439	1:21.521	54.489	134.5	13:45.429
6	1	23:00.737	...	1:12.769	35.547		36:46.166
7	1	2:21.255	34.700	1:11.702	34.853	151.1	39:07.421
8	1	2:19.668	33.826	1:10.469	35.373	151.8	41:27.089
9	1	2:27.338	33.794	1:17.148	36.396	150.5	43:54.427
10	1	2:21.040	33.724	1:12.107	35.209	149.8	46:15.467
11	1	2:21.404	34.466	1:11.496	35.442	149.1	48:36.871
12	1	2:20.677	33.972	1:11.725	34.980	150.7	50:57.548
13	1	2:20.655	33.562	1:11.876	35.217	150.2	53:18.203
14	1	2:24.560	34.194	1:11.324	39.042	149.5	55:42.763
15	1	2:57.606	34.401	1:35.083	48.122	147.5	58:40.369
16	1	2:44.258	50.611	1:16.480	37.167	88.5	1:01:24.627

**119** JAGUAR E-Type 3.8 1963  
1. Jean-Luc BLANCHEMAIN GT4

1	1	3:53.585	2:11.167	1:06.814	35.604		3:53.585
2	1	2:06.685	30.360	1:03.971	32.354	194.1	6:00.270
3	1	2:06.532	30.859	1:03.701	31.972	199.6	8:06.802
4	1	2:07.488	29.963	1:04.442	33.083	198.8	10:14.290
5	1	2:15.992	B 30.685	1:03.998	41.309	194.1	12:30.282
6	1	23:59.541	...	1:05.846	34.534		36:29.823
7	1	2:07.564	30.895	1:04.376	32.293	177.7	38:37.387
8	1	2:05.959	29.427	1:04.157	32.375	194.9	40:43.346
9	1	2:09.993	31.329	1:05.844	32.820	197.6	42:53.339
10	1	2:07.240	30.330	1:04.220	32.690	188.9	45:00.579
11	1	2:06.725	30.684	1:03.587	32.454	195.7	47:07.304
12	1	2:04.498	29.392	1:02.871	32.235	197.6	49:11.802
13	1	2:17.372	B 31.311	1:07.755	38.306	185.7	51:29.174
14	1	3:33.496	1:57.486	1:03.836	32.174		55:02.670
15	1	2:25.010	B 29.127	1:03.600	52.283	196.4	57:27.680

**126** LOTUS Elan 26R 1964  
1. Pascal DUHAMEL GT2

1	1	7:28.880	5:43.272	1:10.625	34.983		7:28.880
2	1	2:15.649	33.033	1:07.677	34.939	176.2	9:44.529
3	1	2:15.151	32.019	1:06.741	36.391	179.3	11:59.680
4	1	3:42.241	B 43.000	1:52.324	1:06.917	138.7	15:41.921
5	1	23:04.256	...	1:35.140	34.876		38:46.177
6	1	2:13.712	32.360	1:07.440	33.912	174.9	40:59.889
7	1	2:41.289	32.268	1:34.134	34.887	178.4	43:41.178
8	1	2:14.838	32.883	1:08.500	33.455	175.5	45:56.016
9	1	2:11.292	31.295	1:06.568	33.429	182.3	48:07.308
10	1	2:12.829	31.403	1:07.024	34.402	175.8	50:20.137



SIXTIES' ENDURANCE  
HISTORIC RACING BUGATTI  
QUALIFYING

Sector Analysis

Personal Best Session Best B Crossing the finish line in pit lane

Lap	D	Time	Sector 1	Sector 2	Sector 3	T. Spd	Elapsed	Lap	D	Time	Sector 1	Sector 2	Sector 3	T. Spd	Elapsed
11	1	2:12.031	<b>31.281</b>	<b>1:06.074</b>	34.676	184.0	52:32.168	12	1	<b>2:08.643</b>	30.107	1:06.032	32.504	182.7	47:18.166
12	1	2:22.935	31.765	1:07.788	43.382	174.6	54:55.103	13	1	2:18.921 <b>B</b>	32.377	1:08.950	37.594	188.6	49:37.087
13	1	2:26.424 <b>B</b>	31.341	1:06.817	48.266	180.0	57:21.527	14	2	5:28.712	3:30.523	1:15.647	42.542		55:05.799
14	1	4:43.209	2:58.704	1:10.603	33.902		1:02:04.736	15	2	2:40.880	34.513	1:19.543	46.824	161.2	57:46.679
								16	2	3:02.103	55.076	1:29.717	37.310	71.6	1:00:48.782
								17	2	2:33.085	35.089	1:20.315	37.681	165.0	1:03:21.867

**139** LOTUS Elan 26R 1964  
1.Charles BOURDIN  
2.Hubert BOURDIN  
GT2

1	1	2:44.760	56.167	1:12.232	36.361		2:44.760
2	1	2:19.754	33.170	1:11.693	34.891	170.7	5:04.514
3	1	2:22.526	37.227	1:08.922	36.377	136.4	7:27.040
4	1	2:16.289	31.438	1:09.993	34.858	181.0	9:43.329
5	1	2:14.370	31.729	1:07.338	35.303	181.3	11:57.699
6	1	3:39.856 <b>B</b>	43.660	1:51.629	1:04.567	145.8	15:37.555
7	1	20:16.729	...	1:09.708	36.053		35:54.284
8	1	2:15.739	33.366	1:08.106	34.267	162.3	38:10.023
9	1	2:23.786 <b>B</b>	31.866	1:11.094	40.826	166.9	40:33.809
10	2	4:10.471	2:19.756	1:12.058	38.657		44:44.280
11	2	2:10.084	30.920	1:05.837	33.327	176.8	46:54.364
12	2	2:10.600	31.069	1:06.106	33.425	179.3	49:04.964
13	2	<b>2:08.026</b>	30.296	1:04.770	<b>32.960</b>	186.1	51:12.990
14	2	2:09.560	30.320	1:06.179	33.061	184.4	53:22.550
15	2	2:09.547	<b>29.682</b>	<b>1:04.040</b>	35.825	186.1	55:32.097
16	2	2:31.115	30.046	1:18.010	43.059	185.4	58:03.212
17	2	2:53.811	50.902	1:23.728	39.181	90.3	1:00:57.023

**140** MG A 1600 1959  
1.Simon NOBILI  
GT2

1	1	2:42.926	47.939	1:15.925	39.062		2:42.926
2	1	2:20.292	33.092	1:10.678	36.522	155.9	5:03.218
3	1	2:40.292	43.836	1:18.811	37.645	122.1	7:43.510
4	1	2:26.730	32.843	1:15.302	38.585	158.9	10:10.240
5	1	2:16.554	32.477	1:09.039	35.038	158.9	12:26.794
6	1	3:40.943 <b>B</b>	49.649	1:33.060	1:18.234	84.9	16:07.737
7	1	19:33.100	...	1:12.584	36.817		35:40.837
8	1	2:17.289	33.030	1:09.923	34.336	158.1	37:58.126
9	1	2:20.795	32.507	1:10.108	38.180	159.2	40:18.921
10	1	<b>2:15.124</b>	<b>32.303</b>	1:09.131	<b>33.690</b>	159.2	42:34.045
11	1	2:15.726	32.667	1:09.291	33.768	160.5	44:49.771
12	1	2:20.430	32.783	1:10.441	37.206	159.4	47:10.201
13	1	2:19.587	32.721	<b>1:08.911</b>	37.955	161.8	49:29.788
14	1	2:31.946	38.410	1:17.239	36.297	127.9	52:01.734
15	1	2:36.473	34.863	1:18.758	42.852	160.2	54:38.207
16	1	2:32.756 <b>B</b>	35.667	1:13.915	43.174	143.7	57:10.963

**142** Jaguar E-Type Coupe 3.8 1963  
1.Christophe SCHWARTZ  
2.Lisa SCHWARTZ  
GT4

1	1	3:06.848	1:20.025	1:12.384	34.439		3:06.848
2	1	2:10.887	30.681	1:06.896	33.310	183.0	5:17.735
3	1	2:11.777	31.610	1:06.476	33.691	181.3	7:29.512
4	1	2:11.570	30.818	1:06.690	34.062	186.1	9:41.082
5	1	2:09.703	30.211	1:06.482	33.010	184.0	11:50.785
6	1	3:32.826 <b>B</b>	44.502	1:49.424	58.900	144.5	15:23.611
7	1	21:05.713	...	1:11.267	36.599		36:29.324
8	1	2:09.078	30.066	1:06.821	<b>32.191</b>	178.4	38:38.402
9	1	2:09.421	<b>29.954</b>	1:06.477	32.990	187.1	40:47.823
10	1	2:11.085	30.874	<b>1:05.889</b>	34.322	186.1	42:58.908
11	1	2:10.615	30.671	1:05.934	34.010	187.5	45:09.523

**143** LOTUS Elan 26R 1966  
1.Damien SIONNEAU  
2.Charles Edouard ROUSSE.  
GT2

1	1	4:14.440	2:32.556	1:08.754	33.130		4:14.440
2	1	2:08.403	30.708	1:05.145	32.550	182.0	6:22.843
3	1	2:06.543	30.098	1:04.610	31.835	183.7	8:29.386
4	1	2:07.072	31.125	1:03.826	32.121	187.1	10:36.458
5	1	2:34.825 <b>B</b>	30.628	1:07.241	56.956	187.1	13:11.283
6	1	22:55.969	...	1:06.397	32.142		36:07.252
7	1	2:08.406	30.267	1:05.569	32.570	185.0	38:15.658
8	1	2:08.339	30.953	1:05.189	32.197	187.1	40:23.997
9	1	2:12.390	31.700	1:07.743	32.947	187.9	42:36.387
10	1	<b>2:05.617</b>	29.932	1:03.737	31.948	188.2	44:42.004
11	1	2:05.742	29.873	1:03.527	32.342	190.4	46:47.746
12	1	2:11.474 <b>B</b>	<b>29.838</b>	1:04.273	37.363	187.1	48:59.220
13	2	4:48.180	3:10.644	1:04.097	33.439		53:47.400
14	2	2:08.881	30.748	<b>1:03.261</b>	34.872	190.4	55:56.281
15	2	2:45.323	29.916	1:27.589	47.818	187.1	58:41.604
16	2	2:27.124	50.411	1:05.083	<b>31.630</b>	88.5	1:01:08.728

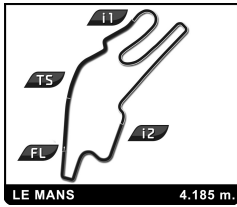
**144** CHEVROLET Corvette 1964  
1.Armand ADRIAANS  
2.Ad VERKUIJLEN  
GT5

1	2	3:40.739	1:57.837	1:09.702	33.200		3:40.739
2	2	2:07.902	29.678	1:04.459	33.765	184.7	5:48.641
3	2	2:08.368	30.349	1:04.077	33.942	194.1	7:57.009
4	2	2:20.182 <b>B</b>	32.133	1:08.762	39.287	176.5	10:17.191
5	2	25:00.002 <b>B</b>	...	1:07.027	36.302		35:17.193
6	1	6:21.020	4:43.236	1:04.996	32.788		41:38.213
7	1	2:05.300	29.301	1:04.081	<b>31.918</b>	204.5	43:43.513
8	1	2:08.702	30.244	1:06.146	32.312	194.5	45:52.215
9	1	2:04.220	29.099	1:02.911	32.210	192.2	47:56.435
10	1	<b>2:03.553</b>	28.747	<b>1:02.532</b>	32.274	210.6	49:59.988
11	1	2:03.962	<b>28.623</b>	1:02.856	32.483	213.8	52:03.950
12	1	2:17.719 <b>B</b>	30.565	1:08.396	38.758	206.2	54:21.669

**158** JAGUAR E-Type 3.8 1963  
1.Julien LAGREZE  
GT4

1	1	3:58.361	1:55.318	1:22.467	40.576		3:58.361
2	1	2:26.497	34.976	1:14.760	36.761	155.4	6:24.858
3	1	2:30.104 <b>B</b>	32.389	1:12.750	44.965	178.4	8:54.962
4	1	29:01.587	...	1:14.210	34.027		37:56.549
5	1	2:11.792	30.706	1:07.580	33.506	184.0	40:08.341
6	1	2:15.439	31.722	1:09.087	34.630	181.0	42:23.780
7	1	2:08.656	29.946	1:05.588	33.122	190.4	44:32.436
8	1	2:08.386	29.723	1:06.124	32.539	186.8	46:40.822
9	1	2:11.061	31.174	1:07.225	32.662	187.5	48:51.883
10	1	2:07.099	<b>29.368</b>	1:05.029	32.702	190.0	50:58.982
11	1	<b>2:06.582</b>	29.384	1:04.783	32.415	188.2	53:05.564
12	1	2:09.320	32.837	<b>1:04.308</b>	<b>32.175</b>	191.5	55:14.884
13	1	2:22.907	29.814	1:08.463	44.630	190.8	57:37.791
14	1	2:45.804	42.156	1:30.679	32.969	124.5	1:00:23.595





SIXTIES' ENDURANCE  
HISTORIC RACING BUGATTI  
QUALIFYING

Sector Analysis

Personal Best Session Best B Crossing the finish line in pit lane

Lap	D	Time	Sector 1	Sector 2	Sector 3	T. Spd	Elapsed	Lap	D	Time	Sector 1	Sector 2	Sector 3	T. Spd	Elapsed
<b>161</b>	AUSTIN HEALEY 3000 Mk II 1962								GT3						
1. Serge LIBENS															
1	1	5:02.219	3:13.668	1:12.714	35.837		5:02.219	3	1	2:11.098	31.613	1:06.430	33.055	158.7	39:52.731
2	1	2:16.678	34.046	1:07.624	35.008	152.5	7:18.897	4	1	2:10.840	31.374	1:06.490	32.976	161.5	42:03.571
3	1	2:16.880	32.255	1:08.993	35.632	179.0	9:35.777	5	1	2:34.013 B	36.497	1:18.207	39.309	135.4	44:37.584
4	1	2:13.330	31.197	1:07.968	34.165	180.7	11:49.107	6	2	4:26.312	2:37.504	1:12.324	36.484		49:03.896
5	1	3:31.927 B	45.267	1:49.359	57.301	143.3	15:21.034	7	2	2:21.915	34.733	1:11.143	36.039	160.5	51:25.811
6	1	20:52.390	...	1:08.546	34.834		36:13.424	8	2	2:21.673	34.376	1:11.949	35.348	160.5	53:47.484
7	1	2:12.546	31.246	1:07.953	33.347	179.7	38:25.970	9	2	2:21.367	34.370	1:09.860	37.137	151.8	56:08.851
8	1	2:13.374	31.374	1:07.651	34.349	182.3	40:39.344	10	2	2:38.360	34.098	1:22.742	41.520	160.2	58:47.211
9	1	2:13.900	32.176	1:07.853	33.871	179.3	42:53.244	11	2	2:38.829	50.919	1:13.058	34.852	80.1	1:01:26.040
10	1	2:13.217	32.627	1:07.277	33.313	178.7	45:06.461								
11	1	2:11.291	31.102	1:06.667	33.522	180.3	47:17.752								
12	1	2:15.645	31.634	1:07.933	36.078	181.0	49:33.397								
13	1	2:14.303	33.447	1:07.245	33.611	167.5	51:47.700								
14	1	2:11.226	31.536	1:06.421	33.269	183.3	53:58.926								
15	1	2:10.654	31.090	1:05.968	33.596	183.3	56:09.580								
16	1	2:36.445	30.854	1:19.545	46.046	185.0	58:46.025								
17	1	2:31.414	50.503	1:07.789	33.122	83.8	1:01:17.439								
<b>162</b>	PORSCHE 356 SC Coupé (C) 1964								GT2						
1. Didier MARIS															
2. Gabriel BALHAZARD															
1	2	2:53.364	1:03.436	1:13.737	36.191		2:53.364	1	1	3:59.334	2:17.100	1:09.327	32.907		3:59.334
2	2	2:16.413	32.308	1:08.796	35.309	160.2	5:09.777	2	1	2:07.456	29.899	1:04.309	33.248	191.1	6:06.790
3	2	2:25.619	36.398	1:13.103	36.118	160.7	7:35.396	3	1	2:07.473	30.108	1:05.425	31.940	194.9	8:14.263
4	2	2:17.277	32.775	1:09.200	35.302	162.3	9:52.673	4	1	2:05.713	29.060	1:04.001	32.652	193.0	10:19.976
5	2	2:33.863 B	35.287	1:16.506	42.070	151.6	12:26.536	5	1	2:12.997 B	29.900	1:03.917	39.180	184.0	12:32.973
6	1	24:20.158	...	1:10.012	34.832		36:46.694	6	1	23:21.098	...	1:05.263	34.939		35:54.071
7	1	2:16.900	33.619	1:08.992	34.289	158.1	39:03.594	7	1	2:12.893 B	31.739	1:04.854	36.300	172.8	38:06.964
8	1	2:16.177	32.474	1:08.958	34.745	159.2	41:19.771	8	2	4:47.672	3:07.280	1:07.908	32.484		42:54.636
9	1	2:20.195	33.093	1:10.495	36.607	160.2	43:39.966	9	2	2:07.090	30.683	1:03.411	32.996	193.0	45:01.726
10	1	2:17.481	33.305	1:09.892	34.284	159.2	45:57.447	10	2	2:03.222	28.648	1:01.903	32.671	208.4	47:04.948
11	1	2:15.527	32.419	1:08.562	34.546	160.2	48:12.974	11	2	2:02.573	29.494	1:01.650	31.429	194.9	49:07.521
12	1	2:15.489	32.514	1:08.366	34.609	160.2	50:28.463	12	2	2:03.010	30.386	1:00.969	31.655	191.1	51:10.531
13	1	2:39.391 B	33.542	1:24.520	41.329	159.4	53:07.854	13	2	2:03.699	29.462	1:02.212	32.025	205.4	53:14.230
<b>167</b>	JAGUAR E-Type 3.8 1964								GT4						
1. Maurizio BIANCO															
1	1	5:44.646	3:56.310	1:14.659	33.677		5:44.646	14	2	2:02.756	28.559	1:01.499	32.698	202.0	55:16.986
2	1	2:03.755	28.571	1:02.300	32.884	207.1	7:48.401	15	2	2:16.339	28.281	1:05.353	42.705	204.5	57:33.325
3	1	2:02.719	28.648	1:02.022	32.049	210.6	9:51.120	16	2	2:45.008	43.706	1:30.184	31.118	98.8	1:00:18.333
4	1	2:02.072	27.796	1:02.290	31.986	209.7	11:53.192	17	2	2:04.743	28.376	1:03.190	33.177	209.7	1:02:23.076
5	1	3:34.863 B	44.023	1:49.827	1:01.013	158.9	15:28.055								
6	1	20:43.602	...	1:05.160	32.599		36:11.657								
7	1	2:04.781	28.709	1:03.187	32.885	207.5	38:16.438								
8	1	2:02.078	28.531	1:02.042	31.505	212.4	40:18.516								
9	1	2:03.000	28.540	1:02.520	31.940	211.1	42:21.516								
10	1	2:02.589	27.977	1:02.378	32.234	209.7	44:24.105								
11	1	1:59.978	27.981	1:01.175	30.822	209.7	46:24.083								
12	1	2:06.400 B	27.456	1:01.555	37.389	212.4	48:30.483								
<b>177</b>	MG B 1963								GT2						
1. Hugo PAYEN															
2. Hubert DAMOY															
1	1	35:29.163	...	1:10.443	33.934		35:29.163								
2	1	2:12.470	32.653	1:06.739	33.078	158.9	37:41.633								