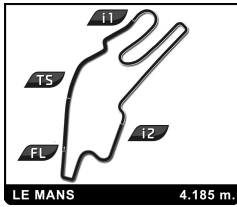


FIFTIES LEGENDS HISTORIC RACING BUGATTI RACE

Sector Analysis

Personal Best Session Best B Crossing the finish line in pit lane

Lap	D	Time	Sector 1	Sector 2	Sector 3	T. Spd	Elapsed	Lap	D	Time	Sector 1	Sector 2	Sector 3	T. Spd	Elapsed
3 TVR Grantura Mk III 1963 1. Georges ROCCHIETTA 2. Charles Edouard ROUSSE. GT2								10 1 2:13.395 32.160 1:07.146 34.089 172.5 22:51.146							
1 1 3:07.231 1:08.491 1:18.854 39.886 3:07.231								11 1 2:17.646 B 32.600 1:07.350 37.696 173.1 25:08.792							
2 1 2:18.087 33.856 1:08.785 35.446 159.4 5:25.318								12 1 4:37.944 2:56.544 1:07.633 33.767 29:46.736							
3 1 2:19.943 34.184 1:10.519 35.240 157.4 7:45.261								13 1 2:13.395 32.015 1:08.143 33.237 174.3 32:00.131							
4 1 2:18.868 33.799 1:10.077 34.992 161.2 10:04.129								14 1 2:17.012 35.447 1:07.971 33.594 134.7 34:17.143							
5 1 2:17.661 33.575 1:09.217 34.869 161.2 12:21.790								15 1 2:14.690 32.655 1:08.324 33.711 174.0 36:31.833							
6 1 2:17.453 33.131 1:09.220 35.102 162.6 14:39.243								16 1 2:12.407 32.263 1:06.671 33.473 174.0 38:44.240							
7 1 2:16.904 33.144 1:09.057 34.703 162.0 16:56.147								17 1 2:13.246 31.771 1:07.935 33.540 173.4 40:57.486							
8 1 2:15.443 32.762 1:08.244 34.437 163.9 19:11.590								18 1 2:13.876 33.435 1:07.363 33.078 176.5 43:11.362							
9 1 2:16.984 33.165 1:09.138 34.681 161.8 21:28.574								19 1 2:12.966 32.337 1:07.362 33.267 174.6 45:24.328							
10 1 2:17.974 33.471 1:09.646 34.857 160.5 23:46.548								20 1 2:12.705 31.666 1:07.597 33.442 173.1 47:37.033							
11 1 2:21.149 B 33.252 1:09.871 38.026 161.0 26:07.697															
12 1 4:48.482 3:02.422 1:10.492 35.568 30:56.179															
13 1 2:18.610 34.164 1:09.687 34.759 160.5 33:14.789															
14 1 2:17.874 33.522 1:09.170 35.182 161.2 35:32.663															
15 1 2:18.326 33.326 1:09.271 35.729 162.3 37:50.989															
16 1 2:17.890 33.369 1:09.810 34.711 162.0 40:08.879															
17 1 2:17.982 33.368 1:10.146 34.468 160.5 42:26.861															
18 1 2:17.732 33.408 1:09.765 34.559 161.8 44:44.593															
19 1 2:16.618 32.786 1:09.150 34.682 161.5 47:01.211															
7 TVR Grantura Mk III 1963 1. Eugène DELEPLANQUE GT2								22 FORD Cortina Lotus 1964 1. Christian ODIN GT2							
1 1 2:49.584 41.151 1:24.220 44.213 2:49.584								1 1 2:58.344 58.965 1:20.180 39.199 2:58.344							
2 1 2:10.686 33.965 1:04.533 32.188 159.9 5:00.270								2 1 2:17.619 33.391 1:09.082 35.146 164.2 5:15.963							
3 1 2:07.760 30.469 1:05.054 32.237 169.8 7:08.030								3 1 2:14.842 32.297 1:08.548 33.997 165.8 7:30.805							
4 1 2:07.901 30.400 1:04.918 32.583 169.5 9:15.931								4 1 2:15.837 32.739 1:08.931 34.167 164.2 9:46.642							
5 1 2:08.155 30.464 1:05.139 32.552 170.1 11:24.086								5 1 2:16.670 32.437 1:09.815 34.418 164.7 12:03.312							
6 1 2:09.236 30.443 1:05.849 32.944 171.3 13:33.322								6 1 2:15.937 32.643 1:08.942 34.352 166.4 14:19.249							
7 1 2:09.337 31.342 1:05.194 32.801 171.3 15:42.659								7 1 2:16.889 32.747 1:09.799 34.343 164.7 16:36.138							
8 1 2:07.378 30.497 1:04.682 32.199 171.3 17:50.037								8 1 2:16.301 32.721 1:09.049 34.531 165.8 18:52.439							
9 1 2:12.659 B 30.256 1:05.280 37.123 171.6 20:02.696								9 1 2:18.387 B 32.636 1:09.292 36.459 167.2 21:10.826							
10 1 4:35.520 2:57.169 1:05.922 32.429 24:38.216								10 1 4:41.705 2:52.190 1:14.540 34.975 25:52.531							
11 1 2:08.132 30.542 1:05.458 32.132 170.1 26:46.348								11 1 2:16.819 32.752 1:09.954 34.113 165.8 28:09.350							
12 1 2:09.006 31.292 1:05.365 32.349 172.2 28:55.354								12 1 2:15.963 32.489 1:09.023 34.451 165.8 30:25.313							
13 1 2:07.592 30.326 1:04.948 32.318 170.7 31:02.946								13 1 2:16.374 32.581 1:09.337 34.456 165.3 32:41.687							
14 1 2:07.808 30.440 1:05.247 32.121 171.9 33:10.754								14 1 2:17.421 32.868 1:09.701 34.852 163.9 34:59.108							
15 1 2:07.036 30.180 1:04.748 32.108 172.2 35:17.790								15 1 2:17.721 33.639 1:09.301 34.781 161.2 37:16.829							
16 1 2:07.008 30.048 1:04.829 32.131 171.9 37:24.798								16 1 2:16.756 32.991 1:08.779 34.986 163.1 39:33.585							
17 1 2:06.460 29.992 1:04.152 32.316 171.3 39:31.258								17 1 2:17.738 33.416 1:09.423 34.899 163.9 41:51.323							
18 1 2:07.009 30.015 1:04.460 32.534 171.0 41:38.267								18 1 2:17.437 33.041 1:09.429 34.967 164.2 44:08.760							
19 1 2:07.626 30.157 1:04.771 32.698 171.9 43:45.893								19 1 2:19.912 33.299 1:09.883 36.730 161.8 46:28.672							
20 1 2:07.645 29.965 1:05.330 32.350 171.6 45:53.538															
17 LOLA Mk I 1959 1. Thomas DUCHENE SP1								25 AUSTIN Mini Cooper S 1275 1965 1. David BARRERE GT1							
1 1 2:50.635 47.558 1:20.398 42.679 2:50.635								1 1 2:50.078 44.763 1:21.818 43.497 2:50.078							
2 1 2:14.790 33.945 1:07.185 33.660 169.5 5:05.425								2 1 2:13.043 33.715 1:06.483 32.845 154.7 5:03.121							
3 1 2:12.669 32.144 1:07.170 33.355 177.1 7:18.094								3 1 2:10.135 31.316 1:06.210 32.609 161.2 7:13.256							
4 1 2:13.463 32.211 1:08.226 33.026 174.3 9:31.557								4 1 2:09.884 31.079 1:05.900 32.905 161.0 9:23.140							
5 1 2:12.465 32.337 1:06.307 33.821 174.0 11:44.022								5 1 2:10.273 31.004 1:06.283 32.986 161.5 11:33.413							
6 1 2:13.927 32.469 1:07.605 33.853 174.6 13:57.949								6 1 2:10.187 30.956 1:05.851 33.380 162.3 13:43.600							
7 1 2:14.970 33.106 1:08.092 33.772 174.3 16:12.919								7 1 2:09.270 30.901 1:05.769 32.600 162.3 15:52.870							
8 1 2:12.637 32.032 1:07.038 33.567 174.0 18:25.556								8 1 2:08.856 30.988 1:05.590 32.278 163.6 18:01.726							
9 1 2:12.195 32.028 1:06.888 33.279 174.3 20:37.751								9 1 2:10.300 B 30.744 1:05.671 33.885 162.8 20:12.026							
								10 1 4:42.430 3:02.538 1:07.017 32.875 24:54.456							
								11 1 2:09.309 30.917 1:05.797 32.595 162.0 27:03.765							
								12 1 2:09.439 31.408 1:05.468 32.563 163.1 29:13.204							
								13 1 2:09.047 31.219 1:05.411 32.417 164.7 31:22.251							
								14 1 2:08.955 30.820 1:05.647 32.488 165.3 33:31.206							
								15 1 2:09.489 31.075 1:05.744 32.670 164.2 35:40.695							
								16 1 2:08.890 30.976 1:05.564 32.350 163.1 37:49.585							
								17 1 2:08.861 30.804 1:05.592 32.465 162.6 39:58.446							
								18 1 2:09.514 30.811 1:05.933 32.770 162.8 42:07.960							
								19 1 2:09.073 30.886 1:05.545 32.642 164.5 44:17.033							
								20 1 2:10.321 30.799 1:05.659 33.863 163.9 46:27.354							

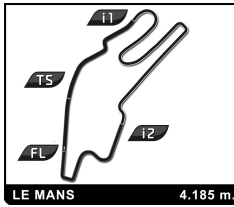


FIFTIES LEGENDS
HISTORIC RACING BUGATTI
RACE

Sector Analysis

■ Personal Best ■ Session Best B Crossing the finish line in pit lane

Lap	D	Time	Sector 1	Sector 2	Sector 3	T. Spd	Elapsed	Lap	D	Time	Sector 1	Sector 2	Sector 3	T. Spd	Elapsed	
28		MORGAN Plus 4 Super Sports 1961										GT3				
		1.Christian CANE														
1	1	3:02.308	1:00.969	1:19.064	42.275		3:02.308	5	1	2:17.484	32.321	1:09.976	35.187	167.5	12:07.426	
2	1	2:22.197	34.856	1:11.223	36.118	148.2	5:24.505	6	1	2:17.525	32.575	1:09.543	35.407	167.2	14:24.951	
3	1	2:23.068	34.489	1:12.216	36.363	151.8	7:47.573	7	1	2:16.421	32.415	1:09.112	34.894	166.1	16:41.372	
4	1	2:22.219	34.461	1:11.503	36.255	151.6	10:09.792	8	1	2:16.650	32.655	1:09.195	34.800	167.2	18:58.022	
5	1	2:23.332	34.488	1:12.191	36.653	152.8	12:33.124	9	1	2:17.561	32.585	1:09.886	35.090	168.7	21:15.583	
6	1	2:51.886B	40.637	1:25.730	45.519	120.7	15:25.010	10	1	2:18.169	33.521	1:09.458	35.190	165.8	23:33.752	
39		ELVA Mk V 1959										SP2				
		1.Louis ZURSTRASSEN														
1	1	3:44.315	1:55.498	1:12.940	35.877		3:44.315	11	1	2:19.875B	33.182	1:11.537	35.156	166.7	25:53.627	
2	1	2:15.262	32.626	1:08.275	34.361	168.9	5:59.577	12	1	4:37.257	2:52.638	1:09.105	35.514		30:30.884	
3	1	2:13.984	31.751	1:07.704	34.529	171.9	8:13.561	13	1	2:19.538	33.407	1:10.598	35.533	165.6	32:50.422	
4	1	2:13.489	31.343	1:07.748	34.398	172.2	10:27.050	14	1	2:18.538	33.755	1:09.557	35.226	166.9	35:08.960	
5	1	2:13.790	31.433	1:07.751	34.606	171.3	12:40.840	15	1	2:18.098	32.751	1:09.635	35.712	165.6	37:27.058	
6	1	2:12.771	31.724	1:07.040	34.007	173.1	14:53.611	16	1	2:20.157	32.495	1:11.856	35.806	167.8	39:47.215	
7	1	2:12.112	31.403	1:06.760	33.949	173.7	17:05.723	17	1	2:18.915	33.144	1:10.012	35.759	166.4	42:06.130	
8	1	2:12.252	31.253	1:06.562	34.437	173.4	19:17.975	18	1	2:17.328	32.792	1:09.529	35.007	166.4	44:23.458	
9	1	2:16.620B	31.365	1:06.900	38.355	170.7	21:34.595	19	1	2:16.626	32.462	1:09.187	34.977	166.7	46:40.084	
10	1	4:38.685	2:56.641	1:08.105	33.939		26:13.280									
11	1	2:11.248	31.273	1:06.664	33.311	171.3	28:24.528									
12	1	2:11.077	30.960	1:06.839	33.278	173.7	30:35.605									
13	1	2:12.445	31.478	1:07.112	33.855	169.8	32:48.050									
14	1	2:11.534	31.093	1:06.823	33.618	172.2	34:59.584									
15	1	2:11.125	31.234	1:06.330	33.561	174.0	37:10.709									
16	1	2:12.448	31.155	1:07.409	33.884	172.2	39:23.157									
17	1	2:11.553	31.278	1:06.507	33.768	171.0	41:34.710									
18	1	2:12.237	31.292	1:06.787	34.158	171.6	43:46.947									
19	1	2:10.981	30.958	1:06.092	33.931	172.8	45:57.928									
42		MG A 1600 Twin Cam Coupe 1959										GT2				
		1.Nicolas CHALANSET														
1	1	3:38.648	1:29.631	1:26.700	42.317		3:38.648									
2	1	2:47.217	41.200	1:24.750	41.267	131.3	6:25.865									
3	1	2:47.352	40.924	1:25.182	41.246	131.5	9:13.217									
4	1	2:47.233	41.226	1:24.340	41.667	121.8	12:00.450									
5	1	2:44.284	40.448	1:22.626	41.210	128.1	14:44.734									
6	1	2:43.950	40.309	1:22.809	40.832	131.1	17:28.684									
7	1	2:46.156	41.152	1:23.378	41.626	131.5	20:14.840									
8	1	2:47.059	43.025	1:22.754	41.280	120.6	23:01.899									
9	1	2:48.876	41.299	1:25.079	42.498	129.2	25:50.775									
10	1	2:45.884B	41.008	1:22.687	42.189	125.3	28:36.659									
11	1	5:36.326	3:30.602	1:23.887	41.837		34:12.985									
12	1	2:44.979	41.268	1:22.934	40.777	124.2	36:57.964									
13	1	2:42.838	40.559	1:22.318	39.961	132.5	39:40.802									
14	1	2:43.094	40.403	1:22.269	40.422	133.6	42:23.896									
15	1	2:42.861	40.618	1:21.625	40.618	128.2	45:06.757									
16	1	2:40.838	40.159	1:20.544	40.135	129.4	47:47.595									
45		JAGUAR Mk 2 3.8 1960										GT4				
		1.Simon NOBILI														
1	1	2:57.243	56.877	1:21.319	39.047		2:57.243									
2	1	2:18.180	33.166	1:09.917	35.097	168.9	5:15.423									
3	1	2:17.263	32.272	1:09.856	35.135	168.1	7:32.686									
4	1	2:17.256	32.593	1:09.607	35.056	170.4	9:49.942									
51		LOTUS Elite 1960										GT1				
		1.Fabrice PERRUCHOT														
1	1	3:19.129	1:16.202	1:23.477	39.450		3:19.129									
2	1	2:33.607	36.843	1:16.966	39.798	150.9	5:52.736									
3	1	2:31.894	36.008	1:16.591	39.295	151.1	8:24.630									
4	1	2:30.697	35.273	1:15.190	40.234	154.7	10:55.327									
5	1	2:28.354	35.494	1:14.233	38.627	152.5	13:23.681									
6	1	2:25.729	35.399	1:13.480	36.850	150.5	15:49.410									
7	1	2:28.073	35.734	1:13.887	38.452	154.4	18:17.483									
8	1	2:27.422	35.996	1:14.491	36.935	153.0	20:44.905									
9	1	2:27.499	35.303	1:13.660	38.536	153.5	23:12.404									
10	1	2:35.819	35.725	1:22.195	37.899	151.4	25:48.223									
11	1	2:31.890B	35.683	1:15.294	40.913	151.4	28:20.113									
12	1	5:04.459	3:12.885	1:14.270	37.304		33:24.572									
13	1	2:28.123	37.671	1:13.632	36.820	152.8	35:52.695									
14	1	2:27.299	35.106	1:14.860	37.333	154.0	38:19.994									
15	1	2:27.945	35.805	1:15.181	36.959	152.5	40:47.939									
16	1	2:27.724	35.886	1:14.130	37.708	151.4	43:15.663									
17	1	2:29.508	35.953	1:14.695	38.860	150.9	45:45.171									
18	1	2:32.408	37.801	1:16.091	38.516	148.6	48:17.579									
55		TRIUMPH TR2 1955										GT1				
		1.Francois ZENNER														
1	1	3:26.979	1:20.706	1:25.251	41.022		3:26.979									
2	1	2:38.556	37.855	1:20.117	40.584	144.3	6:05.535									
3	1	2:34.924	36.858	1:18.852	39.214	147.1	8:40.459									
4	1	2:34.128	36.309	1:18.337	39.482	148.6	11:14.587									
5	1	2:34.192	36.124	1:16.746	41.322	148.0	13:48.779									
6	1	2:34.659	37.810	1:17.982	38.867	142.2	16:23.438									
7	1	2:32.851	36.898	1:16.730	39.223	143.9	18:56.289									
8	1	2:34.393	38.466	1:16.605	39.322	144.9	21:30.682									
9	1	2:34.264B	36.546	1:17.055	40.663	144.1	24:04.946									
10	1	5:17.040	3:16.307	1:21.136	39.597		29:21.986									
56		MORGAN Plus 4 Super Sports 1965										GT3				
		1.Malik KINDE														
1	1	2:53.310	51.250	1:20.087	41.973		2:53.310									
2	1	2:18.117	33.761	1:09.602	34.754	161.0	5:11.427									
3	1	2:17.506	32.680	1:09.714	35.112	163.6	7:28.933									
4	1	2:15.829	33.005	1:08.525	34.299	163.6	9:44.762									
5	1	2:14.886	32.372	1:08.056	34.458	161.2	11:59.648									

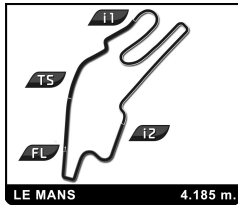


FIFTIES LEGENDS
HISTORIC RACING BUGATTI
RACE

Sector Analysis

Personal Best Session Best B Crossing the finish line in pit lane

Lap	D	Time	Sector 1	Sector 2	Sector 3	T. Spd	Elapsed	Lap	D	Time	Sector 1	Sector 2	Sector 3	T. Spd	Elapsed
61 TRIUMPH TR2 1955 1.Thierry NOYER GT1															
1	1	3:20.114	1:17.296	1:23.328	39.490		3:20.114								
2	1	2:33.279	37.917	1:16.838	38.524	134.7	5:53.393								
3	1	2:32.227	37.434	1:16.950	37.843	131.6	8:25.620								
4	1	2:32.760	37.369	1:16.801	38.590	132.4	10:58.380								
5	1	2:31.119	36.863	1:16.595	37.661	132.2	13:29.499								
6	1	2:31.238	38.144	1:16.054	37.040	135.4	16:00.737								
7	1	2:30.213	37.027	1:15.971	37.215	134.5	18:30.950								
8	1	2:30.345	36.764	1:16.269	37.312	134.3	21:01.295								
9	1	2:40.604	37.226	1:16.225	47.153	134.0	23:41.899								
10	1	4:37.059	2:41.344	1:18.432	37.283		28:18.958								
11	1	2:30.465	37.163	1:16.295	37.007	133.6	30:49.423								
12	1	2:31.981	37.381	1:17.357	37.243	131.1	33:21.404								
13	1	2:29.986	36.838	1:16.165	36.983	134.0	35:51.390								
14	1	2:30.996	37.251	1:16.679	37.066	135.2	38:22.386								
15	1	2:30.724	36.689	1:16.607	37.428	134.5	40:53.110								
16	1	2:33.631	37.434	1:18.935	37.262	134.1	43:26.741								
17	1	2:31.921	36.683	1:16.559	38.679	135.8	45:58.662								
62 MORRIS Mini Cooper S 1275 1966 1.Eric RAOUL GT1															
1	1	3:15.179	1:11.616	1:21.498	42.065		3:15.179								
2	1	2:36.427	37.364	1:18.453	40.610	150.9	5:51.606								
3	1	2:21.863	34.298	1:11.589	35.976	150.9	8:13.469								
4	1	2:23.083	35.029	1:11.948	36.106	146.4	10:36.552								
5	1	2:20.303	33.456	1:11.119	35.728	152.3	12:56.855								
6	1	2:20.779	33.303	1:11.531	35.945	154.0	15:17.634								
7	1	2:19.100	33.299	1:10.356	35.445	153.7	17:36.734								
8	1	2:18.869	33.479	1:09.965	35.425	153.0	19:55.603								
9	1	2:22.024	33.274	1:11.460	37.290	152.8	22:17.627								
10	1	4:48.521	3:01.625	1:11.158	35.738		27:06.148								
11	1	2:19.382	33.418	1:10.365	35.599	154.2	29:25.530								
12	1	2:20.329	33.643	1:11.093	35.593	154.0	31:45.859								
13	1	2:21.123	33.598	1:12.082	35.443	153.3	34:06.982								
14	1	2:18.860	33.275	1:10.177	35.408	152.5	36:25.842								
15	1	2:20.204	33.362	1:12.015	34.827	152.8	38:46.046								
16	1	2:18.885	33.167	1:10.613	35.105	153.0	41:04.931								
17	1	2:18.022	33.157	1:10.034	34.831	152.8	43:22.953								
18	1	2:19.236	33.854	1:10.264	35.118	154.4	45:42.189								
19	1	2:18.559	32.954	1:10.656	34.949	153.0	48:00.748								
73 LOTUS XI 1100 1957 1.Patrick HELLO SP1															
1	1	3:30.131	1:24.077	1:25.056	40.998		3:30.131								
2	1	2:36.725	38.261	1:19.285	39.179	131.5	6:06.856								
3	1	2:34.711	38.017	1:18.656	38.038	134.1	8:41.567								
4	1	2:33.856	37.547	1:17.839	38.470	137.1	11:15.423								
5	1	2:32.198	37.301	1:16.845	38.052	137.9	13:47.621								
6	1	2:31.228	37.453	1:16.319	37.456	137.7	16:18.849								
7	1	2:32.326	37.399	1:16.788	38.139	137.5	18:51.175								
8	1	2:32.568	37.591	1:17.595	37.382	134.7	21:23.743								
9	1	2:34.353	37.447	1:17.215	39.691	137.3	23:58.096								
10	1	5:11.275	3:14.935	1:18.667	37.673		29:09.371								
11	1	2:32.218	38.168	1:16.251	37.799	135.8	31:41.589								
12	1	2:31.371	36.931	1:16.285	38.155	136.6	34:12.960								
13	1	2:30.293	37.794	1:15.298	37.201	136.4	36:43.253								
14	1	2:31.277	37.146	1:16.758	37.373	136.6	39:14.530								
15	1	2:31.382	37.432	1:16.363	37.587	135.2	41:45.912								
16	1	2:31.515	37.400	1:16.656	37.459	135.4	44:17.427								
17	1	2:29.263	36.884	1:15.510	36.869	138.3	46:46.690								
77 COOPER T39 1955 1.Christian GODARD SP2 2.Felix GODARD															
1	2	2:49.761	44.061	1:22.035	43.665		2:49.761								
2	2	2:18.418	38.617	1:06.914	32.887	169.2	5:08.179								
3	2	2:10.866	32.659	1:05.357	32.850	183.3	7:19.045								
4	2	2:10.814	31.249	1:06.702	32.863	180.3	9:29.859								
5	2	2:10.193	30.682	1:05.690	33.821	183.7	11:40.052								
6	2	2:10.002	30.724	1:06.285	32.993	181.3	13:50.054								
7	2	2:08.663	30.259	1:05.267	33.137	186.1	15:58.717								
8	2	2:11.705	31.170	1:07.132	33.403	183.0	18:10.422								
9	2	2:13.177	30.684	1:05.464	37.029	181.7	20:23.599								
10	2	4:35.728	2:57.421	1:05.456	32.851		24:59.327								
11	2	2:06.448	29.726	1:03.913	32.809	184.4	27:05.775								
12	2	2:06.491	30.023	1:04.247	32.221	182.0	29:12.266								
13	2	2:05.406	29.437	1:03.632	32.337	186.8	31:17.672								
14	2	2:06.840	29.876	1:04.529	32.435	184.7	33:24.512								
15	2	2:05.684	29.812	1:03.653	32.219	185.7	35:30.196								
16	2	2:06.926	29.554	1:04.878	32.494	186.1	37:37.122								
17	2	2:08.157	30.630	1:04.627	32.900	184.0	39:45.279								
18	2	2:06.460	29.965	1:04.213	32.282	185.0	41:51.739								
19	2	2:07.840	30.598	1:04.356	32.886	179.0	43:59.579								
20	2	2:10.570	30.774	1:06.430	33.366	182.3	46:10.149								
78 LOTUS Mark IX 1955 1.Gilles COURAUDON SP1 2.Maxime GRANSART															
1	1	2:50.384	46.252	1:20.644	43.488		2:50.384								
2	1	2:15.250	34.285	1:07.364	33.601	157.9	5:05.634								
3	1	2:12.822	32.188	1:07.235	33.399	168.1	7:18.456								
4	1	2:12.368	32.276	1:06.546	33.546	166.7	9:30.824								
5	1	2:11.124	31.495	1:06.296	33.333	166.9	11:41.948								
6	1	2:10.455	31.425	1:05.810	33.220	168.1	13:52.403								
7	1	2:10.795	32.197	1:05.511	33.087	167.8	16:03.198								
8	1	2:10.469	31.478	1:05.783	33.208	169.5	18:13.667								
9	1	2:09.461	30.918	1:05.611	32.932	167.8	20:23.128								
10	1	2:10.698	31.789	1:05.563	33.346	167.5	22:33.826								
11	1	2:11.626	31.026	1:06.450	34.150	167.8	24:45.452								



FIFTIES LEGENDS HISTORIC RACING BUGATTI RACE

Sector Analysis

Personal Best Session Best B Crossing the finish line in pit lane

Lap	D	Time	Sector 1	Sector 2	Sector 3	T. Spd	Elapsed	Lap	D	Time	Sector 1	Sector 2	Sector 3	T. Spd	Elapsed
12	1	4:43.183	3:03.931	1:06.036	33.216		29:28.635	6	1	2:29.883	36.277	1:14.956	38.650	150.9	15:58.504
13	1	2:11.225	31.089	1:06.614	33.522	168.1	31:39.860	7	1	2:28.740	35.198	1:14.768	38.774	150.2	18:27.244
14	1	2:10.702	31.535	1:05.881	33.286	166.7	33:50.562	8	1	2:26.646	35.243	1:13.184	38.219	151.6	20:53.890
15	1	2:10.754	31.374	1:05.800	33.580	167.2	36:01.316	9	1	2:31.699	36.993	1:16.154	38.552	150.5	23:25.589
16	1	2:11.336	31.790	1:06.099	33.447	167.8	38:12.652	10	1	2:38.053B	36.379	1:19.622	42.052	150.7	26:03.642
17	1	2:26.417	32.158	1:13.872	40.387	165.3	40:39.069	11	1	4:53.909	2:56.871	1:17.291	39.747		30:57.551
18	1	2:12.942	31.877	1:07.192	33.873	164.5	42:52.011	12	1	2:31.078	36.531	1:15.777	38.770	152.3	33:28.629
19	1	2:13.952	32.037	1:06.597	35.318	163.9	45:05.963	13	1	2:27.968	36.295	1:13.908	37.765	151.1	35:56.597
20	1	2:15.449	32.845	1:07.865	34.739	162.8	47:21.412	14	1	2:28.964	36.176	1:14.788	38.000	151.8	38:25.561
84 MG B 1964 1. Benjamin ENGRAND 2. Julien LEMEILLE GT2								15 1 2:28.750 35.807 1:15.967 36.976 152.3 40:54.311							
1 2 2:55.454 51.964 1:21.482 42.008 2:55.454								16 1 2:31.510 36.841 1:16.465 38.204 152.8 43:25.821							
2 2 2:22.990 35.454 1:12.438 35.098 153.0 5:18.444								17 1 2:31.692 36.576 1:15.998 39.118 151.1 45:57.513							
3 2 2:18.660 33.202 1:10.051 35.407 159.2 7:37.104															
4 2 2:18.146 33.339 1:09.440 35.367 157.9 9:55.250															
5 2 2:19.563 33.314 1:10.750 35.499 158.9 12:14.813															
6 2 2:18.973 33.278 1:10.564 35.131 158.1 14:33.786															
7 2 2:19.103 33.284 1:10.072 35.747 158.4 16:52.889															
8 2 2:19.971 33.774 1:09.980 36.217 154.9 19:12.860															
9 2 2:20.423B 32.723 1:09.611 38.089 160.5 21:33.283															
10 2 4:41.095 2:54.966 1:10.668 35.461 26:14.378															
11 2 2:15.900 32.069 1:09.629 34.202 162.0 28:30.278															
12 2 2:14.789 32.059 1:09.010 33.720 161.0 30:45.067															
13 2 2:14.087 31.824 1:08.374 33.889 160.7 32:59.154															
14 2 2:14.064 31.708 1:08.677 33.679 161.5 35:13.218															
15 2 2:14.321 32.075 1:08.682 33.564 160.7 37:27.539															

Lap	D	Time	Sector 1	Sector 2	Sector 3	T. Spd	Elapsed
1	1	2:52.234	49.434	1:20.267	42.533		2:52.234
2	1	2:20.860	33.948	1:11.356	35.556	157.6	5:13.094
3	1	2:18.942	33.217	1:10.128	35.597	160.5	7:32.036
4	1	2:18.803	33.526	1:09.884	35.393	161.2	9:50.839
5	1	2:17.488	32.523	1:10.314	34.651	160.7	12:08.327
6	1	2:17.619	32.620	1:09.721	35.278	162.0	14:25.946
7	1	2:16.809	32.986	1:09.260	34.563	161.5	16:42.755
8	1	2:16.550	32.742	1:08.944	34.864	162.0	18:59.305
9	1	2:17.776	33.723	1:09.429	34.624	160.7	21:17.081
10	1	2:25.632	33.254	1:17.087	35.291	162.0	23:42.713
11	1	2:18.034	32.947	1:09.873	35.214	159.7	26:00.747
12	1	2:20.274B	33.070	1:10.545	36.659	160.7	28:21.021
13	1	4:46.874	3:02.243	1:09.520	35.111		33:07.895
14	1	2:17.727	33.259	1:09.387	35.081	161.5	35:25.622
15	1	2:17.342	32.845	1:09.599	34.898	161.5	37:42.964
16	1	2:16.792	32.834	1:09.112	34.846	161.5	39:59.756
17	1	2:16.677	32.559	1:09.235	34.883	163.9	42:16.433
18	1	2:16.776	32.886	1:09.318	34.572	162.0	44:33.209
19	1	2:17.170	32.523	1:09.740	34.907	162.6	46:50.379

Lap	D	Time	Sector 1	Sector 2	Sector 3	T. Spd	Elapsed
1	1	3:04.273	1:07.409	1:18.630	38.234		3:04.273
2	1	2:25.139	36.051	1:13.338	35.750	146.4	5:29.412
3	1	2:25.509	35.425	1:13.846	36.238	144.9	7:54.921
4	1	2:26.358	35.176	1:14.756	36.426	143.9	10:21.279
5	1	2:26.619	35.495	1:14.669	36.455	145.4	12:47.898
6	1	2:26.845	35.899	1:14.419	36.527	145.2	15:14.743
7	1	2:25.776	35.471	1:13.785	36.520	144.9	17:40.519
8	1	2:26.713	35.430	1:14.630	36.653	144.5	20:07.232
9	1	2:25.794	35.502	1:13.846	36.446	144.3	22:33.026
10	1	2:27.398B	35.839	1:13.637	37.922	143.9	25:00.424
11	1	3:54.936	2:04.131	1:14.440	36.365		28:55.360
12	1	2:25.674	35.872	1:13.666	36.136	144.9	31:21.034
13	1	2:24.331	35.230	1:13.092	36.009	145.2	33:45.365
14	1	2:24.448	35.036	1:13.181	36.231	147.5	36:09.813
15	1	2:23.863	35.221	1:12.844	35.798	144.5	38:33.676
16	1	2:24.106	35.174	1:13.033	35.899	145.4	40:57.782
17	1	2:23.897	35.362	1:12.700	35.835	145.6	43:21.679
18	1	2:24.428	35.190	1:13.137	36.101	145.4	45:46.107
19	1	2:23.917	35.078	1:12.832	36.007	147.3	48:10.024

Lap	D	Time	Sector 1	Sector 2	Sector 3	T. Spd	Elapsed
1	1	3:13.584	1:09.834	1:21.831	41.919		3:13.584
2	1	2:36.227	37.679	1:18.997	39.551	146.2	5:49.811
3	1	2:34.430	37.649	1:17.247	39.534	144.3	8:24.241
4	1	2:33.309	37.602	1:16.774	38.933	140.4	10:57.550
5	1	2:31.071	36.573	1:16.106	38.392	150.2	13:28.621

Lap	D	Time	Sector 1	Sector 2	Sector 3	T. Spd	Elapsed
1	1	3:13.584	1:09.834	1:21.831	41.919		3:13.584
2	1	2:36.227	37.679	1:18.997	39.551	146.2	5:49.811
3	1	2:34.430	37.649	1:17.247	39.534	144.3	8:24.241
4	1	2:33.309	37.602	1:16.774	38.933	140.4	10:57.550
5	1	2:31.071	36.573	1:16.106	38.392	150.2	13:28.621