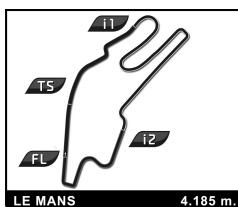


FIFTIES LEGENDS
HISTORIC RACING BUGATTI
QUALIFYING

Sector Analysis

											Personal Best		Session Best		B Crossing the finish line in pit lane	
Lap	D	Time	Sector 1	Sector 2	Sector 3	T. Spd	Elapsed	Lap	D	Time	Sector 1	Sector 2	Sector 3	T. Spd	Elapsed	
1		AUSTIN Mini Cooper S 1275 1965		1.Grégory CARINI		GT1		2	1	2:33.741	37.876	1:17.441	38.424	155.7	5:56.540	
1	1	2:54.346	B	46.927	1:26.035	41.384	2:54.346	3	1	2:32.570	36.854	1:16.850	38.866	159.2	8:29.110	
2	1	4:53.992	B	2:49.570	1:23.578	40.844	7:48.338	4	1	2:33.731	35.930	1:17.432	40.369	166.7	11:02.841	
3	1	8:31.504	6:15.205	1:36.445	39.854	16:19.842	5	1	3:43.999	B	49.758	1:58.081	56.160	96.8	14:46.840	
4	1	2:27.134	36.650	1:12.663	37.821	168.1	18:46.976	6	1	4:13.949	2:21.629	1:14.265	38.055	19:00.789		
5	1	2:21.395	34.102	1:10.723	36.570	166.7	21:08.371	7	1	2:24.796	34.578	1:13.106	37.112	169.5	21:25.585	
6	1	2:20.261	33.558	1:09.932	36.771	168.7	23:28.632	8	1	2:23.077	34.410	1:11.902	36.765	169.8	23:48.662	
7	1	2:17.501	32.789	1:09.369	35.343	168.7	25:46.133	9	1	2:22.812	34.371	1:12.021	36.420	172.2	26:11.474	
								10	1	2:22.911	35.323	1:11.594	35.994	173.7	28:34.385	
								11	1	2:19.670	33.418	1:10.133	36.119	174.9	30:54.055	
3		TVR Granura Mk III 1963		1.Georges ROCCHIETTA		GT2		22	FORD Cortina Lotus 1964		1.Christian ODIN		GT2			
1	1	3:35.295	1:22.462	1:29.864	42.969	3:35.295	1	1	3:26.304	1:17.770	1:27.677	40.857	3:26.304			
2	1	2:45.272	40.982	1:23.910	40.380	136.9	6:20.567	2	1	2:36.751	37.889	1:19.114	39.748	153.5	6:03.055	
3	1	2:40.813	39.674	1:20.608	40.531	132.9	9:01.380	3	1	2:31.431	36.225	1:16.115	39.091	155.9	8:34.486	
4	1	3:01.737	40.084	1:33.375	48.278	135.4	12:03.117	4	1	2:38.760	B	35.841	1:18.161	44.758	11:13.246	
5	1	3:24.137	51.640	1:42.645	49.852	92.7	15:27.254	5	1	5:22.258	3:17.402	1:26.253	38.603	16:35.504		
6	1	2:39.998	42.411	1:17.379	40.208	121.9	18:07.252	6	1	2:27.214	35.387	1:13.384	38.443	157.9	19:02.718	
7	1	2:31.768	37.221	1:15.257	39.290	140.8	20:39.020	7	1	2:26.204	34.547	1:12.716	38.941	165.0	21:28.922	
8	1	2:31.374	36.484	1:16.226	38.664	150.9	23:10.394	8	1	2:22.875	34.461	1:11.442	36.972	161.5	23:51.797	
9	1	2:29.865	B	35.840	1:13.979	40.046	154.9	25:40.259	9	1	2:21.226	34.331	1:10.242	36.653	162.8	26:13.023
10	1	3:27.599	1:33.205	1:15.638	38.756	29:07.858	10	1	2:23.249	34.837	1:11.670	36.742	164.5	28:36.272		
11	1	2:28.082	35.818	1:14.123	38.141	150.7	31:35.940	11	1	2:21.561	33.410	1:11.160	36.991	164.5	30:57.833	
7		TVR Granura Mk III 1963		1.Eugène DELEPLANQUE		GT2		25	AUSTIN Mini Cooper S 1275 1965		1.David BARRERE		GT1			
1	1	2:43.168	47.232	1:17.727	38.209	2:43.168	1	1	2:57.677	57.103	1:17.757	42.817	2:57.677			
2	1	2:25.822	35.098	1:13.944	36.780	161.8	5:08.990	2	1	2:30.879	35.962	1:15.897	39.020	157.6	5:28.556	
3	1	2:22.696	34.817	1:11.772	36.107	165.6	7:31.686	3	1	2:26.217	35.519	1:13.229	37.469	160.7	7:54.773	
4	1	2:30.207	33.097	1:21.399	35.711	168.7	10:01.893	4	1	2:28.556	34.605	1:15.620	38.331	159.9	10:23.329	
5	1	3:20.514	45.440	1:42.647	52.427	99.7	13:22.407	5	1	4:22.639	58.630	2:25.847	58.162	79.3	14:45.968	
6	1	3:09.958	58.070	1:34.884	37.004	80.9	16:32.365	6	1	2:49.194	59.216	1:12.727	37.251	72.3	17:35.162	
7	1	2:17.561	32.883	1:09.427	35.251	167.2	18:49.926	7	1	2:21.275	33.455	1:10.985	36.835	159.9	19:56.437	
8	1	2:15.527	31.754	1:09.045	34.728	169.8	21:05.453	8	1	2:20.422	33.969	1:10.252	36.201	160.7	22:16.859	
9	1	2:17.896	32.456	1:07.973	37.467	171.0	23:23.349	9	1	2:20.579	33.037	1:09.767	37.775	161.8	24:37.438	
10	1	2:13.754	31.637	1:07.947	34.170	169.2	25:37.103	10	1	2:16.300	32.448	1:08.895	34.957	161.2	26:53.738	
11	1	2:14.317	31.484	1:06.845	35.988	173.4	27:51.420	11	1	2:14.547	32.254	1:07.933	34.360	162.0	29:08.285	
12	1	2:10.991	31.873	1:05.948	33.170	167.8	30:02.411	12	1	2:13.328	31.896	1:07.657	33.775	164.5	31:21.613	
11		MORGAN Plus 4 Super Sports 1961		1.Gonzague RUCHAUD		GT3		28	MORGAN Plus 4 Super Sports 1961		1.Christian CANE		GT3			
1	1	3:16.530	1:22.270	1:16.554	37.706	3:16.530	1	1	3:16.511	1:10.953	1:24.025	41.533	3:16.511			
2	1	2:25.622	35.626	1:12.788	37.208	158.4	5:42.152	2	1	2:38.881	38.885	1:20.461	39.535	146.7	5:55.392	
3	1	2:25.759	35.679	1:12.737	37.343	157.9	8:07.911	3	1	2:38.175	38.589	1:19.733	39.853	145.6	8:33.567	
4	1	2:31.276	B	34.671	1:15.540	41.065	10:39.187	4	1	2:51.244	38.190	1:28.137	44.917	149.1	11:24.811	
5	1	4:51.920	2:19.214	1:43.376	49.330	15:31.107	5	1	3:25.346	51.001	1:41.582	52.763	89.2	14:50.157		
6	1	2:27.696	B	38.036	1:12.067	37.593	17:58.803	6	1	2:55.063	57.267	1:18.466	39.330	77.6	17:45.220	
7	1	3:56.467	2:02.614	1:15.515	38.338	21:55.270	7	1	2:33.948	36.373	1:18.312	39.263	150.7	20:19.168		
8	1	2:25.764	35.831	1:13.064	36.869	157.4	24:21.034	8	1	2:32.875	37.156	1:17.687	38.032	149.3	22:52.043	
9	1	2:21.493	34.023	1:11.190	36.280	166.7	26:42.527	9	1	2:29.464	35.426	1:16.016	38.022	151.8	25:21.507	
10	1	2:20.762	34.295	1:10.652	35.815	167.5	29:03.289	10	1	2:29.269	35.682	1:14.956	38.631	151.1	27:50.776	
11	1	2:17.537	32.578	1:09.770	35.189	170.1	31:20.826	11	1	2:26.593	35.901	1:13.771	36.921	151.8	30:17.369	
17		LOLA Mk I 1959		1.Thomas DUCHENE		SP1		39	ELVA Mk V 1959		1.Louis ZURSTRASSEN		SP2			
1	1	3:22.799	1:16.899	1:24.803	41.097	3:22.799	1	1	3:06.760	1:01.437	1:24.083	41.240	3:06.760			



FIFTIES LEGENDS HISTORIC RACING BUGATTI QUALIFYING

Sector Analysis

■ Personal Best ■ Session Best ■ Crossing the finish line in pit lane

Lap	D	Time	Sector 1	Sector 2	Sector 3	T. Spd	Elapsed
2	1	2:34.688	38.188	1:17.296	39.204	144.3	5:41.448
3	1	2:30.663	36.926	1:14.863	38.874	159.7	8:12.111
4	1	2:42.413 B	35.683	1:19.271	47.459	151.6	10:54.524
5	1	7:21.721	5:25.781	1:17.652	38.288		18:16.245
6	1	2:28.089	35.825	1:14.832	37.432	169.2	20:44.334
7	1	2:22.785	34.427	1:11.937	36.421	170.1	23:07.119
8	1	2:25.449	34.844	1:13.188	37.417	168.9	25:32.568
9	1	2:24.011	34.740	1:12.554	36.717	170.1	27:56.579
10	1	2:21.118	34.163	1:10.849	36.106	173.4	30:17.697

42 MG A 1600 Twin Cam Coupe 1959							
1. Nicolas CHALANSET GT2							
1	1	3:50.232	1:15.953	1:44.960	49.319		3:50.232
2	1	3:12.786	48.042	1:37.370	47.374	104.7	7:03.018
3	1	3:18.313	47.182	1:41.257	49.874	116.2	10:21.331
4	1	4:23.672	1:00.004	2:25.511	58.157	74.7	14:45.003
5	1	3:29.707	1:01.155	1:37.891	50.661	72.3	18:14.710
6	1	3:15.019	48.572	1:37.247	49.200	108.1	21:29.729
7	1	3:08.852	46.560	1:34.825	47.467	116.9	24:38.581
8	1	3:14.575	48.048	1:36.098	50.429	108.6	27:53.156
9	1	3:13.768	48.121	1:36.207	49.440	107.7	31:06.924

45 JAGUAR Mk 2 3.8 1960							
1. Simon NOBILI GT4							
1	1	2:56.395	49.924	1:23.810	42.661		2:56.395
2	1	2:31.242	35.983	1:16.608	38.651	155.9	5:27.637
3	1	2:43.046	39.332	1:17.755	45.959	154.4	8:10.683
4	1	2:40.524 B	34.950	1:19.630	45.944	164.2	10:51.207
5	1	5:10.012	2:42.656	1:38.489	48.867		16:01.219
6	1	2:27.087	35.019	1:14.209	37.859	159.2	18:28.306
7	1	2:28.635	35.329	1:13.380	39.926	162.3	20:56.941
8	1	2:46.607	45.169	1:17.755	43.683	106.2	23:43.548
9	1	2:24.250	33.999	1:12.689	37.562	165.8	26:07.798
10	1	2:53.323	42.920	1:24.743	45.660	131.0	29:01.121
11	1	2:22.938	34.076	1:12.416	36.446	165.8	31:24.059

51 LOTUS Elite 1960							
1. Fabrice PERRUCHOT GT1							
1	1	4:00.595	1:48.342	1:29.986	42.267		4:00.595
2	1	2:43.988	40.616	1:22.707	40.665	139.4	6:44.583
3	1	2:41.843	38.794	1:22.129	40.920	146.7	9:26.426
4	1	3:23.880	39.176	1:54.265	50.439	145.2	12:50.306
5	1	3:26.635	58.607	1:46.447	41.581	76.8	16:16.941
6	1	2:43.873	39.243	1:23.671	40.959	145.6	19:00.814
7	1	2:38.199	39.300	1:19.291	39.608	133.8	21:39.013
8	1	2:35.291	38.317	1:18.484	38.490	148.4	24:14.304
9	1	3:24.884 B	38.131	1:49.531	57.222	148.6	27:39.188
10	1	4:26.799	2:22.639	1:23.170	40.990		32:05.987

54 AUSTIN Mini Cooper S 1300 Mk II 1969							
1. Guillaume BRAJEUX GT1							
1	1	3:55.463	1:48.780	1:25.437	41.246		3:55.463
2	1	2:40.210	41.658	1:19.374	39.178	140.2	6:35.673
3	1	2:35.172	38.088	1:18.192	38.892	143.1	9:10.845
4	1	2:53.173	38.822	1:26.598	47.753	144.7	12:04.018
5	1	3:23.888	51.794	1:42.475	49.619	92.6	15:27.906
6	1	2:39.875	43.041	1:17.557	39.277	123.8	18:07.781

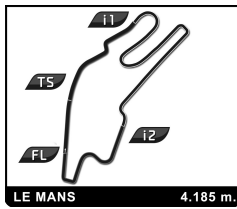
Lap	D	Time	Sector 1	Sector 2	Sector 3	T. Spd	Elapsed
7	1	2:31.707	37.318	1:16.514	37.875	145.8	20:39.488
8	1	2:31.360	37.151	1:16.306	37.903	144.3	23:10.848
9	1	2:28.869	36.123	1:13.950	38.796	145.8	25:39.717
10	1	2:49.168	37.427	1:34.201	37.540	145.6	28:28.885
11	1	2:38.757 B	37.176	1:16.834	44.747	142.4	31:07.642

55 TRIUMPH TR2 1955							
1. Francois ZENNER GT1							
1	1	3:29.728	1:15.040	1:29.396	45.292		3:29.728
2	1	2:55.541	45.145	1:27.933	42.463	123.0	6:25.269
3	1	2:44.195	40.312	1:22.013	41.870	139.0	9:09.464
4	1	2:55.494	39.821	1:28.149	47.524	142.9	12:04.958
5	1	3:24.286	51.806	1:42.943	49.537	97.8	15:29.244
6	1	2:56.001 B	45.739	1:24.824	45.438	116.2	18:25.245
7	1	4:14.211	2:07.170	1:24.395	42.646		22:39.456
8	1	2:53.699 B	42.132	1:24.755	46.812	134.7	25:33.155

56 MORGAN Plus 4 Super Sports 1965							
1. Malik KINDE GT3							
1	1	4:35.341	2:34.791	1:20.675	39.875		4:35.341
2	1	2:33.496	37.793	1:16.269	39.434	146.7	7:08.837
3	1	2:36.425	37.349	1:19.442	39.634	162.0	9:45.262
4	1	3:17.484	38.771	1:43.519	55.194	162.0	13:02.746
5	1	3:16.412	53.464	1:42.196	40.752	83.9	16:19.158
6	1	2:34.155	38.745	1:16.582	38.828	148.2	18:53.313
7	1	2:27.383	35.397	1:14.022	37.964	164.5	21:20.696
8	1	2:24.349	35.221	1:12.012	37.116	157.4	23:45.045
9	1	2:24.421	34.938	1:12.134	37.349	160.5	26:09.466
10	1	2:28.622	36.959	1:14.993	36.670	148.6	28:38.088
11	1	2:24.508	34.117	1:12.502	37.889	164.2	31:02.596

61 TRIUMPH TR2 1955							
1. Thierry NOYER GT1							
1	1	3:11.743	1:02.866	1:26.897	41.980		3:11.743
2	1	2:43.293	40.626	1:22.443	40.224	126.3	5:55.036
3	1	2:43.152	40.389	1:21.987	40.776	123.6	8:38.188
4	1	2:51.516	40.434	1:26.177	44.905	126.0	11:29.704
5	1	3:29.104 B	50.126	1:38.693	1:00.285	96.4	14:58.808
6	1	4:15.873	2:16.531	1:19.807	39.535		19:14.681
7	1	2:37.123	38.688	1:19.376	39.059	128.4	21:51.804
8	1	2:38.819	39.261	1:20.357	39.201	128.6	24:30.623
9	1	2:38.222	38.373	1:20.726	39.123	129.4	27:08.845
10	1	2:39.115	38.873	1:20.813	39.429	128.7	29:47.960
11	1	2:38.861	42.057	1:18.686	38.118	129.4	32:26.821

62 MORRIS Mini Cooper S 1275 1966							
1. Eric RAOUL GT1							
1	1	3:30.302	1:20.685	1:25.932	43.685		3:30.302
2	1	2:45.655	42.908	1:21.822	40.925	134.3	6:15.957
3	1	2:37.650	38.466	1:19.237	39.947	149.5	8:53.607
4	1	2:48.476	37.385	1:28.106	42.985	152.3	11:42.083
5	1	3:12.407	46.709	1:34.093	51.605	92.0	14:54.490
6	1	2:52.419	55.013	1:17.876	39.530	81.8	17:46.909
7	1	2:33.236	37.029	1:16.773	39.434	151.6	20:20.145
8	1	2:32.643	37.322	1:17.442	37.879	150.0	22:52.788
9	1	2:29.412	35.699	1:16.013	37.700	153.5	25:22.200
10	1	2:29.854	35.631	1:15.137	39.086	154.0	27:52.054

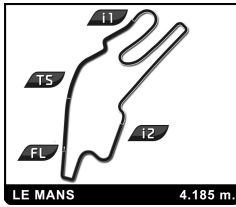


FIFTIES LEGENDS
HISTORIC RACING BUGATTI
QUALIFYING

Sector Analysis

Personal Best Session Best B Crossing the finish line in pit lane

Lap	D	Time	Sector 1	Sector 2	Sector 3	T. Spd	Elapsed	Lap	D	Time	Sector 1	Sector 2	Sector 3	T. Spd	Elapsed
11	1	2:27.510	35.613	1:14.645	37.252	156.9	30:19.564	7	2	2:29.520	36.912	1:15.526	37.082	153.5	22:27.325
71		TRIUMPH TR4 1964 1. Laurent CHARBONNEAU GT2													
1	1	3:41.296	1:17.590	1:39.492	44.214		3:41.296	8	2	2:24.547	34.023	1:13.116	37.408	159.9	24:51.872
2	1	2:48.383	41.445	1:24.898	42.040	137.9	6:29.679	9	2	2:27.418	35.261	1:14.338	37.819	161.0	27:19.290
3	1	9:15.777 B	39.904			144.7	15:45.456	10	2	2:24.640	34.706	1:13.914	36.020	161.0	29:43.930
73		LOTUS XI 1100 1957 1. Patrick HELLO SP1													
1	1	3:59.456	1:46.965	1:29.694	42.797		3:59.456	11	2	2:21.794	33.395	1:11.607	36.792	160.2	32:05.724
2	1	2:51.210	42.809	1:27.022	41.379	127.7	6:50.666	86		JAGUAR Mk 2 3.8 1960 1. Fabrice QUESNEL GT4					
3	1	2:45.790	39.652	1:25.531	40.607	132.5	9:36.456	1	1	6:06.603	4:02.282	1:23.676	40.645		6:06.603
4	1	3:23.837 B	42.031	1:47.702	54.104	131.3	13:00.293	2	1	2:34.314	37.128	1:18.194	38.992	157.1	8:40.917
5	1	6:28.113	4:23.771	1:24.048	40.294		19:28.406	3	1	2:49.422 B	35.735	1:25.940	47.747	160.5	11:30.339
6	1	2:41.306	39.749	1:21.423	40.134	132.0	22:09.712	4	1	7:03.967	5:12.523	1:13.462	37.982		18:34.306
7	1	2:40.497	39.664	1:20.572	40.261	130.1	24:50.209	5	1	2:23.582	34.405	1:11.890	37.287	161.8	20:57.888
8	1	2:42.836	39.004	1:22.051	41.781	133.1	27:33.045	6	1	2:34.289	33.581	1:12.852	47.856	161.5	23:32.177
9	1	2:40.347	39.635	1:20.720	39.992	131.0	30:13.392	7	1	2:37.869 B	34.164	1:10.948	52.757	163.1	26:10.046
77		COOPER T39 1955 1. Christian GODARD SP2 2. Felix GODARD													
1	1	2:59.057	54.411	1:22.752	41.894		2:59.057	8	1	3:36.224	1:41.765	1:16.999	37.460		29:46.270
2	1	2:35.289	38.977	1:16.468	39.844	154.9	5:34.346	9	1	2:21.134	34.233	1:10.832	36.069	163.4	32:07.404
3	1	2:28.943	36.222	1:14.644	38.077	162.3	8:03.289	104		AUSTIN HEALEY 100-4 1958 1. François de CHANTERAC GT3					
4	1	2:29.618	35.708	1:14.199	39.711	178.1	10:32.907	1	1	3:50.390	1:34.269	1:30.669	45.452		3:50.390
5	1	4:10.225 B	51.590	2:25.202	53.433	111.1	14:43.132	2	1	2:53.323	42.483	1:27.640	43.200	128.4	6:43.713
6	2	3:55.634	2:07.607	1:11.239	36.788		18:38.766	3	1	2:59.703 B	42.650	1:31.370	45.683	121.6	9:43.416
7	2	2:35.433	32.102	1:08.308	55.023	182.0	21:14.199	4	1	5:04.049	1:39.958	2:25.481	58.610		14:47.465
8	2	2:15.756	31.619	1:08.792	35.345	181.0	23:29.955	5	1	3:18.568	1:00.870	1:32.402	45.296	68.9	18:06.033
9	2	2:13.444	31.755	1:07.344	34.345	186.1	25:43.399	6	1	2:50.741	43.507	1:23.899	43.335	122.1	20:56.774
10	2	2:11.628	31.110	1:05.931	34.587	185.0	27:55.027	7	1	2:51.680 B	41.949	1:22.661	47.070	122.4	23:48.454
11	2	2:12.929	31.821	1:06.786	34.322	185.0	30:07.956	8	1	3:57.269	1:52.842	1:22.225	42.202		27:45.723
78		LOTUS Mark IX 1955 1. Gilles COURAUDON SP1 2. Maxime GRANSART													
1	1	3:32.425	1:30.426	1:21.135	40.864		3:32.425	9	1	2:42.057	38.861	1:22.691	40.505	144.1	30:27.780
2	1	2:36.560	40.052	1:17.415	39.093	147.8	6:08.985	116		MG B 1965 1. Stéphane COLLAS GT2					
3	1	2:30.623	37.123	1:15.134	38.366	146.4	8:39.608	1	1	3:42.217	1:28.205	1:29.296	44.716		3:42.217
4	1	2:44.791 B	35.667	1:26.421	42.703	155.9	11:24.399	2	1	2:40.069	40.206	1:19.038	40.825	142.0	6:22.286
5	1	4:09.118	2:05.943	1:21.509	41.666		15:33.517	3	1	2:39.555	39.278	1:19.727	40.550	148.9	9:01.841
6	1	2:29.690	38.378	1:13.117	38.195	143.9	18:03.207	4	1	2:56.355	37.774	1:32.036	46.545	144.3	11:58.196
7	1	2:21.253	34.468	1:10.437	36.348	162.6	20:24.460	5	1	3:27.671	52.630	1:43.957	51.084	87.1	15:25.867
8	1	2:21.682	33.940	1:11.895	35.847	165.3	22:46.142	6	1	2:40.644	42.164	1:17.792	40.688	120.9	18:06.511
9	1	2:19.403	33.898	1:09.661	35.844	162.0	25:05.545	7	1	2:31.128	37.164	1:15.286	38.678	148.4	20:37.639
10	1	2:24.559	34.898	1:11.180	38.481	160.5	27:30.104	8	1	2:30.761	37.076	1:15.643	38.042	150.5	23:08.400
11	1	2:21.934	33.788	1:10.667	37.479	162.0	29:52.038	9	1	2:27.171	36.517	1:13.557	37.097	150.7	25:35.571
12	1	2:16.562	33.207	1:08.291	35.064	163.9	32:08.600	10	1	2:30.224	36.331	1:16.202	37.691	151.6	28:05.795
84		MG B 1964 1. Benjamin ENGRAND GT2 2. Julien LEMEILLE													
1	1	3:38.232	1:20.874	1:34.250	43.108		3:38.232	11	1	2:28.361	36.019	1:13.509	38.833	149.8	30:34.156
2	1	2:43.428	39.285	1:23.330	40.813	149.1	6:21.660	122		PORSCHE 356 (Pre-A) 1500 coupé 1954 1. Jean-Michel VILLOT GT2					
3	1	2:40.675	40.944	1:19.974	39.757	141.0	9:02.335	1	1	3:01.406	55.987	1:24.100	41.319		3:01.406
4	1	2:59.025	38.284	1:32.931	47.810	154.2	12:01.360	2	1	2:36.954	38.827	1:18.624	39.503	140.4	5:38.360
5	1	3:25.383 B	52.202	1:42.937	50.244	87.2	15:26.743	3	1	2:37.121	38.551	1:19.132	39.438	142.7	8:15.481
6	2	4:31.062	2:31.422	1:19.500	40.140		19:57.805	4	1	2:43.789 B	38.069	1:23.276	42.444	144.1	10:59.270
								5	1	4:33.059	2:06.879	1:37.232	48.948		15:32.329
								6	1	2:38.527	40.790	1:18.173	39.564	129.8	18:10.856
								7	1	2:33.175	37.856	1:17.085	38.234	144.3	20:44.031
								8	1	2:31.101	37.563	1:16.186	37.352	144.7	23:15.132
								9	1	2:27.194	36.244	1:13.809	37.141	147.5	25:42.326
								10	1	2:30.335	35.924	1:16.992	37.419	146.9	28:12.661
								11	1	2:28.095	36.250	1:15.181	36.664	142.4	30:40.756



FIFTIES LEGENDS
HISTORIC RACING BUGATTI
QUALIFYING

Sector Analysis

■ Personal Best ■ Session Best B Crossing the finish line in pit lane

Lap	D	Time	Sector 1	Sector 2	Sector 3	T. Spd	Elapsed	Lap	D	Time	Sector 1	Sector 2	Sector 3	T. Spd	Elapsed
177		MG B 1963												GT2	
		1. Hugo PAYEN													
		2. Hubert DAMOY													
1	1	3:01.709	58.880	1:22.084	40.745		3:01.709								
2	1	2:28.603	36.216	1:14.281	38.106	156.4	5:30.312								
3	1	2:27.448	35.830	1:14.608	37.010	159.2	7:57.760								
4	1	2:30.252 B	35.545	1:14.227	40.480	159.4	10:28.012								
5	1	5:01.815	2:29.533	1:42.994	49.288		15:29.827								
6	1	2:31.152	40.232	1:13.197	37.723	138.5	18:00.979								
7	1	2:21.835	34.155	1:10.832	36.848	159.9	20:22.814								
8	1	2:21.392	34.710	1:11.170	35.512	161.5	22:44.206								
9	1	2:18.175	33.906	1:09.298	34.971	160.5	25:02.381								
10	1	2:17.526	33.371	1:09.317	34.838	161.8	27:19.907								
11	1	2:38.768	37.395	1:25.459	35.914	159.2	29:58.675								
12	1	2:19.609	32.642	1:10.320	36.647	161.5	32:18.284								