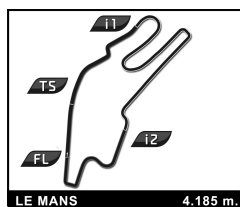


ENDURANCE RACING LEGENDS
HISTORIC RACING BUGATTI
RACE 2

Sector Analysis

Personal Best Session Best B Crossing the finish line in pit lane

Lap	D	Time	Sector 1	Sector 2	Sector 3	T. Spd	Elapsed	Lap	D	Time	Sector 1	Sector 2	Sector 3	T. Spd	Elapsed
1 PORSCHE 997 GT3 RSR 2008 1. Emmanuel BRIGAND GT2B								13	1	1:50.442	25.858	55.361	29.223	215.2	24:44.043
1	1	1:50.239	27.281	55.595	27.363		1:50.239	14	1	1:48.756	25.784	54.866	28.106	213.4	26:32.799
2	1	1:54.916	24.687	56.582	33.647	222.5	3:45.155	15	1	1:49.953	26.584	54.748	28.621	215.2	28:22.752
3	1	2:16.321	37.069	1:10.565	28.687	126.4	6:01.476	16	1	1:54.552	27.069	57.420	30.063	214.8	30:17.304
4	1	1:44.359	24.556	52.960	26.843	224.5	7:45.835	17	1	1:57.004	27.945	59.275	29.784	212.0	32:14.308
5	1	1:44.039	24.646	52.876	26.517	224.0	9:29.874	18 PORSCHE 993 GT2 1997 1. Heiko OSTMANN GT2A							
6	1	1:43.440	24.032	53.055	26.353	225.0	11:13.314	1	1	1:58.696	30.942	58.052	29.702		1:58.696
7	1	1:43.933	24.085	53.137	26.711	223.5	12:57.247	2	1	1:58.933	27.378	1:00.520	31.035	218.1	3:57.629
8	1	1:44.234	24.117	52.856	27.261	223.5	14:41.481	3	1	2:16.547	33.632	1:11.490	31.425	138.3	6:14.176
9	1	1:47.090	24.816	53.846	28.428	222.5	16:28.571	4	1	1:52.137	26.599	56.548	28.990	212.0	8:06.313
10	1	1:46.370	25.050	53.794	27.526	222.5	18:14.941	5	1	1:52.491	26.158	57.129	29.204	213.8	9:58.804
11	1	1:46.427	26.031	53.402	26.994	202.9	20:01.368	6	1	1:55.491	27.060	58.792	29.639	210.2	11:54.295
12	1	1:43.369	24.246	52.579	26.544	224.0	21:44.737	7	1	1:53.185	27.081	57.273	28.831	206.7	13:47.480
13	1	1:43.725	24.362	52.635	26.728	224.0	23:28.462	8	1	1:52.693	26.134	56.729	29.830	212.4	15:40.173
14	1	1:43.410	24.441	52.530	26.439	225.5	25:11.872	9	1	1:57.707	27.506	58.953	31.248	208.4	17:37.880
15	1	1:42.844	24.008	52.416	26.420	226.5	26:54.716	10	1	1:55.773	28.016	58.324	29.433	205.8	19:33.653
16	1	1:44.969	24.233	52.889	27.847	224.5	28:39.685	11	1	1:53.983	27.349	57.639	28.995	224.0	21:27.636
17	1	1:54.607	27.092	58.654	28.861	223.5	30:34.292	12	1	1:52.135	26.611	56.761	28.763	208.9	23:19.771
18	1	1:54.256	27.255	57.719	29.282	222.5	32:28.548	13	1	1:51.513	26.344	56.255	28.914	203.7	25:11.284
4 RILEY & SCOTT MK III C 2002 1. Richard COOK Proto B								14	1	1:53.239	28.253	56.033	28.953	203.7	27:04.523
1	1	1:45.030	25.161	53.014	26.855		1:45.030	15	1	1:52.421	26.689	56.312	29.420	205.0	28:56.944
2	1	1:56.930	23.998	58.701	34.231	246.9	3:41.960	16	1	1:59.221	28.348	59.620	31.253	210.6	30:56.165
3	1	2:17.685	37.692	1:10.637	29.356	141.6	5:59.645	17	1	2:03.135	29.039	1:02.693	31.403	209.3	32:59.300
4	1	1:40.678	23.747	50.765	26.166	246.3	7:40.323	48 DODGE Viper GTS-R 2000 1. Soheil AYARI GT1B							
5	1	1:39.343	23.209	49.955	26.179	249.4	9:19.666	1	1	1:47.379	27.692	53.134	26.553		1:47.379
6	1	1:39.957	23.397	49.853	26.707	246.3	10:59.623	2	1	1:57.192	23.995	58.774	34.423	239.1	3:44.571
7	1	1:40.237	23.477	50.295	26.465	245.7	12:39.860	3	1	2:16.024	36.793	1:10.692	28.539	123.8	6:00.595
8	1	1:40.876	23.331	50.968	26.577	248.7	14:20.736	4	1	1:41.104	23.781	51.543	25.780	239.1	7:41.699
9	1	1:42.359	23.502	51.098	27.759	248.1	16:03.095	5	1	1:41.031	23.386	51.765	25.880	240.9	9:22.730
10	1	1:46.875	25.056	53.244	28.575	240.3	17:49.970	6	1	1:40.799	23.143	51.612	26.044	236.8	11:03.529
11	1	1:45.763	25.901	52.261	27.601	203.7	19:35.733	7	1	1:40.436	23.314	51.197	25.925	239.1	12:43.965
12	1	1:41.554	25.129	50.379	26.046	248.7	21:17.287	8	1	1:40.944	23.444	51.359	26.141	240.3	14:24.909
13	1	1:39.783	23.144	50.161	26.478	250.0	22:57.070	9	1	1:45.640	23.618	53.283	28.739	238.6	16:10.549
14	1	1:40.572	23.459	50.804	26.309	246.9	24:37.642	10	1	1:42.164	24.339	51.499	26.326	237.4	17:52.713
15	1	1:39.391	23.155	49.807	26.429	246.9	26:17.033	11	1	1:43.220	23.848	51.941	27.431	239.1	19:35.933
16	1	1:39.399	22.915	49.705	26.779	248.1	27:56.432	12	1	1:42.606	25.194	51.348	26.064	240.9	21:18.539
17	1	3:19.814	24.553		243.2		31:16.246	13	1	1:40.109	23.829	50.674	25.606	239.7	22:58.648
18	1	2:15.672	36.104	1:05.081	34.487	162.3	33:31.918	14	1	1:39.742	23.491	50.326	25.925	241.5	24:38.390
12 PORSCHE 993 GT2 1996 1. Henrique GEMPERLE GT2A								15	1	1:39.303	23.216	50.297	25.790	240.3	26:17.693
1	1	1:58.439	30.460	58.317	29.662		1:58.439	16	1	1:40.010	22.951	50.595	26.464	240.9	27:57.703
2	1	2:00.533	27.967	1:00.956	31.610	212.9	3:58.972	17	1	1:47.050	24.459	53.930	28.661	241.5	29:44.753
3	1	2:15.840	32.946	1:11.418	31.476	150.0	6:14.812	18	1	1:51.161	27.047	55.485	28.629	235.7	31:35.914
4	1	1:52.024	26.760	55.989	29.275	212.9	8:06.836	52 PORSCHE 993 GT2 Evo 1998 1. Benoit ROMAC GT2A							
5	1	1:50.160	26.251	55.465	28.444	212.4	9:56.996	1	1	1:51.534	27.489	55.994	28.051		1:51.534
6	1	1:50.350	26.118	55.350	28.882	212.9	11:47.346	2	1	2:01.018	24.446	1:01.432	35.140	227.1	3:52.552
7	1	1:50.429	26.171	55.553	28.705	211.5	13:37.775	3	1	2:18.372	34.731	1:10.638	33.003	140.6	6:10.924
8	1	1:50.457	26.176	55.181	29.100	212.0	15:28.232	4	1	1:45.705	26.260	52.608	26.837	213.8	7:56.629
9	1	1:54.616	26.994	57.847	29.775	213.4	17:22.848	5	1	1:43.260	24.308	52.030	26.922	227.1	9:39.889
10	1	1:52.468	26.969	56.410	29.089	208.9	19:15.316	6	1	1:43.000	24.194	52.264	26.542	226.0	11:22.889
11	1	1:49.746	26.076	55.123	28.547	212.9	21:05.062	7	1	1:44.336	25.213	52.063	27.060	226.0	13:07.225
12	1	1:48.539	25.821	54.617	28.101	212.9	22:53.601	8	1	1:43.356	23.951	52.050	27.355	227.6	14:50.581



ENDURANCE RACING LEGENDS
HISTORIC RACING BUGATTI
RACE 2

Sector Analysis

Personal Best Session Best B Crossing the finish line in pit lane

Lap	D	Time	Sector 1	Sector 2	Sector 3	T. Spd	Elapsed	Lap	D	Time	Sector 1	Sector 2	Sector 3	T. Spd	Elapsed
9	1	1:44.484	24.390	52.215	27.879	225.5	16:35.065	10	1	1:49.151	25.844	55.440	27.867	222.5	18:57.960
10	1	1:45.693	25.290	53.340	27.063	227.6	18:20.758	11	1	1:47.716	25.497	54.694	27.525	223.0	20:45.676
11	1	1:44.628	24.943	52.902	26.783	228.6	20:05.386	12	1	1:47.451	25.457	54.281	27.713	222.5	22:33.127
12	1	1:42.377	24.122	51.778	26.477	229.2	21:47.763	13	1	1:47.974	25.984	54.465	27.525	208.9	24:21.101
13	1	1:42.446	24.175	52.003	26.268	230.8	23:30.209	14	1	1:47.442	25.759	54.330	27.353	220.0	26:08.543
14	1	1:42.352	24.490	51.323	26.539	230.2	25:12.561	15	1	1:47.725	25.576	54.296	27.853	222.0	27:56.268
15	1	1:42.978	25.027	51.453	26.498	231.9	26:55.539	16	1	2:32.400	26.368	56.733	1:09.299	220.5	30:28.668
16	1	1:45.418	25.419	52.474	27.525	228.1	28:40.957	17	1	2:05.762	30.126	1:04.831	30.805	169.8	32:34.430

53 ASTON MARTIN DBR9 2006
1. Richard MEINS GT1B

1	1	1:47.058	26.533	53.572	26.953		1:47.058
2	1	7:05.881 B	24.208	6:08.019	33.654	243.2	8:52.939
3	1	4:16.992	2:56.127	53.223	27.642		13:09.931
4	1	1:43.218	24.349	51.742	27.127	239.1	14:53.149
5	1	1:44.339	24.163	52.423	27.753	242.1	16:37.488
6	1	1:44.411	24.767	52.684	26.960	241.5	18:21.899
7	1	1:46.852	25.060	54.190	27.602	238.0	20:08.751
8	1	1:42.273	24.439	51.631	26.203	244.4	21:51.024
9	1	1:41.787	23.766	51.818	26.203	245.0	23:32.811
10	1	1:40.707	23.752	51.354	25.601	243.8	25:13.518
11	1	1:42.285	24.847	51.333	26.105	240.3	26:55.803
12	1	1:44.138	24.793	52.027	27.318	236.8	28:39.941
13	1	1:51.648	25.491	55.376	30.781	242.1	30:31.589
14	1	1:56.638	27.839	58.558	30.241	224.5	32:28.227

57 ASTON MARTIN DBRS9 2010
1. Romain BELLETESTE GT2B
2. Christophe GADAIS

1	1	2:06.636	34.020	1:02.002	30.614		2:06.636
2	1	2:05.126	28.751	1:03.374	33.001	223.0	4:11.762
3	1	2:04.111	30.515	1:03.765	29.831	184.7	6:15.873
4	1	1:52.410	27.735	56.165	28.510	205.8	8:08.283
5	1	1:51.353	25.903	56.818	28.632	228.1	9:59.636
6	1	1:52.976	26.922	57.408	28.646	222.0	11:52.612
7	1	1:50.479	26.061	55.824	28.594	226.5	13:43.091
8	1	1:51.052	26.072	55.869	29.111	226.0	15:34.143
9	1	1:53.991	27.349	57.264	29.378	224.5	17:28.134
10	1	1:52.360	27.795	56.202	28.363	194.9	19:20.494
11	1	1:48.131	25.601	54.731	27.799	228.1	21:08.625
12	1	1:47.861	25.627	54.348	27.886	226.5	22:56.486
13	1	1:48.748	26.169	54.748	27.831	225.5	24:45.234
14	1	1:48.032	25.391	54.896	27.745	225.5	26:33.266
15	1	1:50.001	26.554	54.920	28.527	228.6	28:23.267
16	1	1:56.675	27.670	58.573	30.432	200.4	30:19.942
17	1	2:00.906	29.487	1:01.075	30.344	202.5	32:20.848

59 PORSCHE 993 GT2 Evo 1998
1. Rémi TERRAIL GT2A
2. Jürg AEBERHARD

1	1	1:55.465	28.389	58.420	28.656		1:55.465
2	1	1:58.558	26.248	1:00.254	32.056	223.5	3:54.023
3	1	2:17.839	34.894	1:11.675	31.270	147.3	6:11.862
4	1	1:51.131	26.788	55.948	28.395	210.2	8:02.993
5	1	1:49.271	25.555	55.493	28.223	222.5	9:52.264
6	1	1:49.481	25.805	55.667	28.009	224.5	11:41.745
7	1	1:49.570	25.962	55.304	28.304	221.5	13:31.315
8	1	1:48.137	25.257	54.757	28.123	224.0	15:19.452
9	1	1:49.357	26.199	54.891	28.267	225.0	17:08.809

60 KEILER K II 1998
1. Marc JULY Proto A

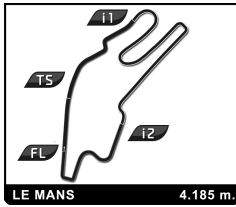
1	1	2:15.348	44.803	1:00.912	29.633		2:15.348
2	1	2:13.585	28.487	1:13.237	31.861	224.5	4:28.933
3	1	1:58.846	31.308	1:00.220	27.318	174.3	6:27.779
4	1	1:43.528	24.291	52.596	26.641	227.1	8:11.307
5	1	1:42.683	24.087	52.474	26.122	228.6	9:53.990
6	1	1:42.556	24.508	51.861	26.187	230.8	11:36.546
7	1	1:40.770	24.074	50.745	25.951	228.1	13:17.316
8	1	1:50.612	24.412	50.951	35.249	227.6	15:07.928
9	1	1:45.379	26.048	52.003	27.328	209.7	16:53.307
10	1	1:45.982	25.450	52.985	27.547	217.1	18:39.289
11	1	1:44.294	24.574	53.024	26.696	225.5	20:23.583
12	1	1:42.774	24.064	51.493	27.217	229.7	22:06.357
13	1	1:44.130	25.681	51.983	26.466	208.9	23:50.487
14	1	1:42.628	24.923	51.518	26.187	229.2	25:33.115
15	1	1:41.152	23.789	50.891	26.472	230.2	27:14.267
16	1	1:46.841	24.746	53.149	28.946	225.5	29:01.108
17	1	2:00.520	29.670	58.516	32.334	215.7	31:01.628
18	1	1:55.204	27.763	58.833	28.608	202.0	32:56.832

63 DODGE Viper GTS-R 1997
1. Pierre-Alain FRANCE GT2A
2. Erwin FRANCE

1	1	1:59.118	31.486	57.848	29.784		1:59.118
2	1	1:56.301	26.687	59.452	30.162	227.6	3:55.419
3	1	2:17.347	35.066	1:11.262	31.019	146.4	6:12.766
4	1	1:49.670	26.512	55.020	28.138	218.5	8:02.436
5	1	1:48.753	25.372	55.121	28.260	230.8	9:51.189
6	1	1:50.368	25.548	56.516	28.304	228.6	11:41.557
7	1	1:49.336	25.711	54.848	28.777	223.5	13:30.893
8	1	1:49.455	25.161	55.733	28.561	227.6	15:20.348
9	1	2:44.771	25.991	1:17.994	1:00.786	223.5	18:05.119
10	1	2:38.931 B	43.110	1:18.341	37.480	126.3	20:44.050

67 PORSCHE 997 GT3 RSR 2008
1. Jean-Marc MERLIN GT2B

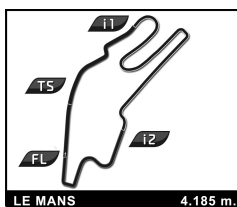
1	1	1:52.659	29.022	56.007	27.630		1:52.659
2	1	2:00.600	25.196	1:00.702	34.702	225.0	3:53.259
3	1	2:18.209	35.073	1:10.847	32.289	145.6	6:11.468
4	1	1:47.219	26.500	53.462	27.257	216.2	7:58.687
5	1	1:45.676	25.188	53.356	27.132	225.5	9:44.363
6	1	1:44.519	24.861	52.673	26.985	225.0	11:28.882
7	1	1:44.447	24.975	52.548	26.924	224.5	13:13.329
8	1	1:44.767	25.085	52.341	27.341	226.0	14:58.096
9	1	1:47.510	25.328	53.499	28.683	224.0	16:45.606
10	1	1:45.981	25.386	53.252	27.343	226.0	18:31.587
11	1	1:46.435	25.310	53.590	27.535	225.0	20:18.022
12	1	1:47.997	25.653	53.066	29.278	226.0	22:06.019



ENDURANCE RACING LEGENDS
HISTORIC RACING BUGATTI
RACE 2

Sector Analysis

Lap	D	Time	Sector 1	Sector 2	Sector 3	T. Spd	Elapsed	Lap	D	Time	Sector 1	Sector 2	Sector 3	T. Spd	Elapsed
13	1	1:45.436	25.075	53.323	27.038	226.5	23:51.455	11	1	1:53.548	27.275	57.793	28.480	201.2	21:34.051
14	1	1:45.217	24.931	53.313	26.973	225.5	25:36.672	12	1	1:52.098	26.195	57.132	28.771	218.1	23:26.149
15	1	1:44.387	24.961	52.415	27.011	225.0	27:21.059	13	1	1:55.536	29.313	57.300	28.923	212.0	25:21.685
16	1	1:50.654	26.164	55.293	29.197	225.0	29:11.713	14	1	1:54.263	26.884	57.709	29.670	218.1	27:15.948
17	1	1:51.982	26.718	55.898	29.366	224.5	31:03.695	15	1	1:57.566	27.522	58.223	31.821	206.2	29:13.514
18	1	1:52.324	26.768	57.168	28.388	225.0	32:56.019	16	1	2:05.120	28.860	1:03.511	32.749	208.9	31:18.634
71 FERRARI 355 Challenge 1996 1. Pascal DUHAMEL INV								92 ASTON MARTIN V8 Vantage GT2 2010 1. Franz WUNDERLICH GT2B							
1	1	2:17.281	39.752	1:04.667	32.862		2:17.281	1	1	1:55.926	29.575	57.862	28.489		1:55.926
2	1	2:15.326	31.347	1:10.225	33.754	182.7	4:32.607	2	1	1:58.464	26.408	1:00.381	31.675	215.2	3:54.390
3	1	2:11.121	33.103	1:05.516	32.502	178.7	6:43.728	3	1	2:17.996	35.072	1:11.551	31.373	149.8	6:12.386
4	1	2:11.702	30.609	1:08.481	32.612	176.8	8:55.430	4	1	1:51.034	27.349	55.401	28.284	212.0	8:03.420
5	1	2:07.865	30.668	1:04.391	32.806	180.3	11:03.295	5	1	1:48.197	25.735	54.509	27.953	224.0	9:51.617
6	1	2:07.150	30.539	1:03.490	33.121	174.0	13:10.445	6	1	1:48.087	25.638	55.240	27.209	222.0	11:39.704
7	1	2:07.093	31.295	1:03.262	32.536	178.1	15:17.538	7	1	1:46.235	25.470	53.682	27.083	223.5	13:25.939
8	1	2:08.061	31.155	1:03.971	32.935	180.7	17:25.599	8	1	1:48.750	25.290	54.170	29.290	224.5	15:14.689
9	1	2:06.417	30.643	1:04.028	31.746	168.4	19:32.016	9	1	1:51.406	26.847	56.224	28.335	216.2	17:06.095
10	1	2:08.342	31.358	1:04.807	32.177	184.4	21:40.358	10	1	1:49.232	26.177	54.908	28.147	219.5	18:55.327
11	1	2:02.923	29.280	1:02.406	31.237	184.0	23:43.281	11	1	1:48.437	26.211	54.647	27.579	222.5	20:43.764
12	1	2:07.702	30.241	1:05.972	31.489	183.7	25:50.983	12	1	1:46.677	25.762	53.692	27.223	223.0	22:30.441
13	1	2:04.115	29.800	1:02.322	31.993	182.0	27:55.098	13	1	1:49.712	25.991	56.204	27.517	223.5	24:20.153
14	1	2:12.819	32.023	1:05.299	35.497	170.4	30:07.917	14	1	1:49.179	26.253	54.187	28.739	224.5	26:09.332
76 PORSCHE 996 GT3-RS 2005 1. Jean-Lou RIHON GT2B 2. Nick PADMORE								118 CHEVROLET Corvette Z06R 2010 1. Alfred MOSER INV							
1	2	1:52.119	28.706	55.706	27.707		1:52.119	1	1	2:12.935	38.268	1:02.515	32.152		2:12.935
2	2	2:00.890	24.728	1:01.009	35.153	227.1	3:53.009	2	1	2:13.407	29.253	1:11.644	32.510	210.6	4:26.342
3	2	2:18.114	34.936	1:10.574	32.604	142.2	6:11.123	3	1	2:04.380	30.884	1:01.189	32.307	180.0	6:30.722
4	2	1:47.026	26.479	53.137	27.410	216.6	7:58.149	4	1	1:56.549	28.429	57.840	30.280	210.2	8:27.271
5	2	1:45.308	25.365	52.869	27.074	227.6	9:43.457	5	1	1:56.772	28.200	58.394	30.178	219.0	10:24.043
6	2	1:44.281	24.755	52.808	26.718	227.6	11:27.738	6	1	1:54.198	27.271	57.079	29.848	219.0	12:18.241
7	2	1:43.827	24.714	52.258	26.855	228.1	13:11.565	7	1	1:54.385	27.718	57.071	29.596	198.0	14:12.626
8	2	1:44.843	24.783	52.439	27.621	228.6	14:56.408	8	1	2:00.532	27.814	59.831	32.887	203.3	16:13.158
9	2	1:48.854	25.611	54.671	28.572	227.1	16:45.262	9	1	1:57.986	28.155	59.534	30.297	191.9	18:11.144
10	2	1:47.275	26.150	53.819	27.306	227.1	18:32.537	10	1	2:00.194	28.850	1:00.239	31.105	174.6	20:11.338
11	2	1:46.830	25.273	54.382	27.175	228.1	20:19.367	11	1	1:54.062	26.940	56.181	30.941	218.5	22:05.400
12	2	1:46.282	24.837	52.980	28.465	226.0	22:05.649	12	1	1:53.576	28.172	56.426	28.978	198.8	23:58.976
13	2	1:44.363	24.703	52.796	26.864	227.6	23:50.012	13	1	1:52.501	27.427	56.244	28.830	208.4	25:51.477
14	2	1:45.807	25.629	53.305	26.873	228.1	25:35.819	14	1	1:54.368	27.479	57.212	29.677	206.2	27:45.845
15	2	1:43.834	24.507	52.458	26.869	227.6	27:19.653	15	1	2:03.511	28.947	1:00.812	33.752	203.7	29:49.356
16	2	1:47.752	25.140	53.839	28.773	228.6	29:07.405	16	1	2:13.109	32.995	1:07.340	32.774	175.2	32:02.465
17	2	1:55.591	27.629	58.604	29.358	227.6	31:02.996	123 CHEVROLET Corvette Z06R 2007 1. Peter JOOS INV							
18	2	1:52.377	27.192	56.708	28.477	225.5	32:55.373	1	1	2:13.447	39.080	1:02.854	31.513		2:13.447
86 PORSCHE 996 GT3-RS 2004 1. Michael FÖVENY GT2B								2	1	2:14.851	29.536	1:13.027	32.288	202.0	4:28.298
1	1	2:07.070	34.715	1:02.082	30.273		2:07.070	3	1	2:02.857	30.388	1:01.590	30.879	182.3	6:31.155
2	1	2:05.088	28.756	1:03.736	32.596	213.8	4:12.158	4	1	1:56.636	28.506	58.678	29.452	208.0	8:27.791
3	1	2:05.456	31.118	1:03.536	30.802	183.3	6:17.614	5	1	1:56.650	28.324	58.365	29.961	215.7	10:24.441
4	1	1:56.772	28.252	58.513	30.007	201.6	8:14.386	6	1	1:54.445	27.501	57.243	29.701	214.8	12:18.886
5	1	1:52.576	26.895	57.161	28.520	216.6	10:06.962	7	1	1:54.462	27.672	56.994	29.796	207.1	14:13.348
6	1	1:51.824	26.433	56.545	28.846	220.5	11:58.786	8	1	2:00.426	27.990	1:00.534	31.902	199.6	16:13.774
7	1	1:50.590	26.444	55.822	28.324	218.1	13:49.376								
8	1	1:52.422	26.721	56.245	29.456	217.6	15:41.798								
9	1	1:59.555	28.168	59.737	31.650	212.4	17:41.353								
10	1	1:59.150	29.010	1:00.265	29.875	179.7	19:40.503								



ENDURANCE RACING LEGENDS
HISTORIC RACING BUGATTI
RACE 2

Sector Analysis

■ Personal Best ■ Session Best B Crossing the finish line in pit lane

Lap	D	Time	Sector 1	Sector 2	Sector 3	T. Spd	Elapsed	Lap	D	Time	Sector 1	Sector 2	Sector 3	T. Spd	Elapsed
9	1	2:00.536	29.384	1:00.776	30.376	181.3	18:14.310	12	1	1:59.786	28.692	59.986	31.108	188.6	24:17.522
10	1	1:57.991	28.927	57.891	31.173	191.1	20:12.301	13	1	2:04.383	31.975	59.692	32.716	187.9	26:21.905
11	1	1:55.531	26.788	56.386	32.357	219.0	22:07.832	14	1	1:59.525	28.529	1:00.245	30.751	180.0	28:21.430
12	1	1:51.874	26.804	56.111	28.959	207.5	23:59.706	15	1	2:05.231	31.133	1:02.497	31.601	188.9	30:26.661
13	1	1:52.269	27.165	56.474	28.630	206.7	25:51.975	16	1	2:04.065	30.116	1:02.231	31.718	177.4	32:30.726
14	1	1:54.526	27.709	56.875	29.942	205.8	27:46.501								
15	1	2:03.730	29.167	1:01.320	33.243	200.8	29:50.231								
16	1	2:16.363	34.758	1:07.162	34.443	172.8	32:06.594								

153 DODGE Viper GTS-R 2001
1. Franck MOREL GT1B

1	1	1:45.649	25.427	53.443	26.779		1:45.649
2	1	1:57.695	23.688	59.111	34.896	236.3	3:43.344
3	1	2:16.790	37.160	1:10.399	29.231	131.5	6:00.134
4	1	1:41.251	23.645	51.552	26.054	235.7	7:41.385
5	1	1:40.668	23.435	51.323	25.910	236.8	9:22.053
6	1	1:40.916	23.510	51.203	26.203	236.3	11:02.969
7	1	1:40.672	23.443	51.118	26.111	235.7	12:43.641
8	1	1:40.856	23.528	51.180	26.148	236.8	14:24.497
9	1	1:47.902	23.750	53.064	31.088	235.7	16:12.399
10	1	1:45.425	24.720	53.298	27.407	234.0	17:57.824
11	1	1:42.783	24.076	51.791	26.916	234.6	19:40.607
12	1	1:40.649	23.578	51.202	25.869	237.4	21:21.256
13	1	1:40.282	23.220	51.131	25.931	238.0	23:01.538
14	1	1:41.200	23.357	51.542	26.301	238.0	24:42.738
15	1	1:40.082	23.282	50.859	25.941	237.4	26:22.820
16	1	1:41.306	23.348	50.954	27.004	237.4	28:04.126
17	1	1:50.718	24.916	55.697	30.105	236.8	29:54.844
18	1	1:59.664	30.083	59.850	29.731	214.8	31:54.508

169 LAMBORGHINI Murcielago LP670 R-SV 2010
1. Pierre-Arnaud de LACHAR GT1B
2. Eric BROUTIN

1	1	3:52.491	2:01.052	1:15.992	35.447		3:52.491
2	1	2:18.324	34.463	1:10.513	33.348	145.6	6:10.815
3	1	2:09.696	34.410	1:03.607	31.679	135.2	8:20.511
4	1	1:57.535	27.855	59.728	29.952	213.4	10:18.046
5	1	1:55.183	27.235	58.419	29.529	221.0	12:13.229
6	1	1:55.005	27.288	58.461	29.256	199.6	14:08.234
7	1	2:20.760	27.755	1:01.385	51.620	216.2	16:28.994
8	1	9:20.276	7:43.827	1:05.128	31.321	56.5	25:49.270
9	1	2:01.614	28.974	1:01.728	30.912	188.6	27:50.884
10	1	2:17.763	28.206	1:12.073	37.484	213.4	30:08.647
11	1	2:23.806	34.852	1:12.623	36.331	150.7	32:32.453

273 MORGAN Plus 8 GTR 1996
1. Adrian VAN DER KROFT GT2A

1	1	2:08.770	36.836	1:00.977	30.957		2:08.770
2	1	2:03.973	28.210	1:03.605	32.158	194.5	4:12.743
3	1	2:05.949	31.086	1:03.799	31.064	179.7	6:18.692
4	1	1:58.245	28.128	59.879	30.238	197.2	8:16.937
5	1	1:57.140	27.779	58.939	30.422	198.8	10:14.077
6	1	1:57.735	27.645	59.429	30.661	197.2	12:11.812
7	1	1:58.937	27.985	59.718	31.234	198.0	14:10.749
8	1	2:02.357	28.571	1:00.243	33.543	192.6	16:13.106
9	1	2:03.878	29.468	1:02.114	32.296	190.0	18:16.984
10	1	1:58.941	28.649	59.843	30.449	196.8	20:15.925
11	1	2:01.811	29.912	1:00.540	31.359	203.3	22:17.736