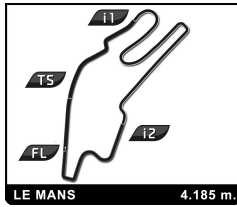


## ENDURANCE RACING LEGENDS HISTORIC RACING BUGATTI RACE 1

### Sector Analysis

Lap	D	Time	Sector 1	Sector 2	Sector 3	T. Spd	Elapsed	Lap	D	Time	Sector 1	Sector 2	Sector 3	T. Spd	Elapsed	
<b>1</b>		Porsche 997 GT3 RSR 2008														
		1. Emmanuel BRIGAND														GT2B
1	1	1:48.600	27.259	54.206	27.135		1:48.600	13	1	1:51.259	26.305	55.975	28.979	209.7	24:10.231	
2	1	1:45.104	24.576	53.735	26.793	226.0	3:33.704	14	1	1:53.201	28.136	56.168	28.897	210.2	26:03.432	
3	1	1:43.445	24.408	52.581	26.456	225.0	5:17.149	15	1	1:51.167	26.787	55.563	28.817	211.1	27:54.599	
4	1	1:43.390	24.234	52.514	26.642	225.0	7:00.539	16	1	1:50.661	26.146	55.956	28.559	210.2	29:45.260	
5	1	1:44.079	24.454	52.831	26.794	224.0	8:44.618	17	1	1:50.671	26.305	55.842	28.524	211.1	31:35.931	
6	1	1:43.599	24.395	52.529	26.675	224.5	10:28.217									
7	1	1:43.149	24.077	52.402	26.670	225.0	12:11.366	<b>18</b>								
8	1	1:42.676	24.218	52.070	26.388	223.5	13:54.042									
9	1	1:42.616	24.083	52.225	26.308	224.0	15:36.658									
10	1	1:50.904	32.622	51.986	26.296	138.1	17:27.562									
11	1	1:44.871	26.261	52.004	26.606	202.0	19:12.433									
12	1	1:44.057	25.413	52.202	26.442	225.5	20:56.490									
13	1	1:42.379	24.201	<b>51.823</b>	26.355	226.0	22:38.869									
14	1	<b>1:42.027</b>	23.914	52.059	<b>26.054</b>	225.0	24:20.896									
15	1	1:42.500	<b>23.755</b>	52.403	26.342	225.5	26:03.396									
16	1	1:43.552	24.344	52.690	26.518	224.0	27:46.948									
17	1	1:43.409	24.471	52.768	26.170	223.5	29:30.357									
18	1	1:43.251	24.604	52.522	26.125	225.5	31:13.608									
<b>4</b>		Riley & Scott MK III C 2002														
		1. Richard COOK														Proto B
1	1	1:42.315	23.686	51.871	26.758		1:42.315									
2	1	1:41.719	23.541	51.573	26.605	246.9	3:24.034									
3	1	1:39.941	23.451	50.437	26.053	236.3	5:03.975									
4	1	<b>1:39.081</b>	23.110	50.017	25.954	248.7	6:43.056									
5	1	1:39.928	23.441	50.130	26.357	248.7	8:22.984									
6	1	1:40.586	23.357	50.608	26.621	243.8	10:03.570									
7	1	1:40.116	23.441	50.663	26.012	247.5	11:43.686									
8	1	1:40.743	23.225	50.444	27.074	248.7	13:24.429									
9	1	1:40.565	23.404	50.904	26.257	248.1	15:04.994									
10	1	1:40.895	24.396	50.438	26.061	242.6	16:45.889									
11	1	1:43.372	26.181	50.854	26.337	188.9	18:29.261									
12	1	1:39.602	23.215	50.375	26.012	246.3	20:08.863									
13	1	1:39.332	23.219	<b>49.896</b>	26.217	245.0	21:48.195									
14	1	1:40.639	24.453	50.010	26.176	247.5	23:28.834									
15	1	1:39.096	23.329	49.896	<b>25.871</b>	250.0	25:07.930									
16	1	1:40.032	<b>22.899</b>	50.343	26.790	246.3	26:47.962									
17	1	1:44.079	24.127	53.077	26.875	243.8	28:32.041									
18	1	1:45.843	25.312	52.988	27.543	242.1	30:17.884									
<b>12</b>		Porsche 993 GT2 1996														
		1. Henrique GEMPERLE														GT2A
1	1	1:59.731	30.985	59.426	29.320		1:59.731									
2	1	1:51.997	26.930	56.035	29.032	209.3	3:51.728									
3	1	1:51.170	26.593	55.753	28.824	207.5	5:42.898									
4	1	1:50.656	26.247	55.420	28.989	211.1	7:33.554									
5	1	1:50.982	26.315	56.060	28.607	207.5	9:24.536									
6	1	1:50.269	26.300	55.610	<b>28.359</b>	209.7	11:14.805									
7	1	1:50.443	26.320	55.611	28.512	210.2	13:05.248									
8	1	<b>1:49.462</b>	<b>25.882</b>	55.194	28.386	211.5	14:54.710									
9	1	1:49.811	26.034	55.277	28.500	212.4	16:44.521									
10	1	1:51.462	27.018	55.979	28.465	208.9	18:35.983									
11	1	1:51.132	26.033	<b>55.189</b>	29.910	210.6	20:27.115									
12	1	1:51.857	26.508	55.588	29.761	208.9	22:18.972									
<b>48</b>		Dodge Viper GTS-R 2000														
		1. Mr JOHN OF B														GT1B
1	1	1:52.833	29.136	55.535	28.162		1:52.833									
2	1	1:46.645	24.841	54.060	27.744	232.9	3:39.478									
3	1	1:44.765	24.438	52.989	27.338	236.8	5:24.243									
4	1	<b>1:44.028</b>	24.323	<b>52.472</b>	27.233	236.8	7:08.271									
5	1	1:44.040	24.442	<b>52.803</b>	<b>26.795</b>	235.7	8:52.311									
6	1	1:51.730	<b>24.255</b>	1:00.319	27.156	237.4	10:44.041									
7	1	1:44.869	24.467	53.025	27.377	236.8	12:28.910									
8	1	1:45.969	24.420	53.426	28.123	236.8	14:14.879									



ENDURANCE RACING LEGENDS  
HISTORIC RACING BUGATTI  
RACE 1

Sector Analysis

Personal Best Session Best B Crossing the finish line in pit lane

Lap	D	Time	Sector 1	Sector 2	Sector 3	T. Spd	Elapsed	Lap	D	Time	Sector 1	Sector 2	Sector 3	T. Spd	Elapsed
9	1	1:46.493	25.223	53.868	27.402	235.7	16:01.372	3	2	1:46.667	25.348	54.072	27.247	222.0	5:35.375
10	1	1:46.737	25.716	53.665	27.356	236.3	17:48.109	4	2	1:46.307	25.278	53.851	27.178	223.5	7:21.682
11	1	1:45.534	25.038	53.369	27.127	236.8	19:33.643	5	2	1:47.113	25.182	54.204	27.727	224.0	9:08.795
12	1	1:45.018	24.607	53.145	27.266	238.6	21:18.661	6	2	1:48.223	25.597	54.791	27.835	223.5	10:57.018
13	1	1:45.184	24.594	53.626	26.964	237.4	23:03.845	7	2	1:47.965	25.491	54.657	27.817	220.0	12:44.983
14	1	1:45.157	24.807	53.304	27.046	236.8	24:49.002	8	2	1:46.642	25.554	53.833	27.255	223.5	14:31.625
15	1	1:45.583	24.616	53.252	27.715	238.6	26:34.585	9	2	1:46.242	24.970	53.817	27.455	223.5	16:17.867
16	1	1:47.185	26.015	53.867	27.303	238.0	28:21.770	10	2	1:48.951	26.778	54.431	27.742	223.5	18:06.818
17	1	1:46.475	25.141	53.892	27.442	236.8	30:08.245	11	2	1:47.456	25.409	54.035	28.012	221.5	19:54.274
18	1	1:45.184	24.791	53.228	27.165	238.0	31:53.429	12	2	1:47.846	25.362	54.477	28.007	223.0	21:42.120

**52** PORSCHE 993 GT2 Evo 1998  
1. Benoit ROMAC GT2A

1	1	1:51.011	28.365	54.533	28.113		1:51.011
2	1	1:44.632	25.067	52.749	26.816	228.6	3:35.643
3	1	1:42.237	24.001	51.653	26.583	228.1	5:17.880
4	1	1:43.460	23.891	52.802	26.767	228.6	7:01.340
5	1	1:43.025	24.070	52.180	26.775	227.6	8:44.365
6	1	1:42.624	24.120	51.799	26.705	229.7	10:26.989
7	1	1:42.345	23.794	51.697	26.854	227.6	12:09.334
8	1	1:42.516	23.827	51.670	27.019	229.7	13:51.850
9	1	1:42.557	24.027	51.933	26.597	227.6	15:34.407
10	1	1:42.374	24.327	51.517	26.530	228.1	17:16.781
11	1	1:48.226	28.637	53.298	26.291	196.8	19:05.007
12	1	1:42.825	24.536	51.585	26.704	229.7	20:47.832
13	1	1:42.110	24.303	51.410	26.397	229.2	22:29.942
14	1	1:42.614	24.016	52.027	26.571	230.2	24:12.556
15	1	1:42.470	24.212	51.543	26.715	227.6	25:55.026
16	1	1:42.662	24.049	52.076	26.537	224.0	27:37.688
17	1	1:42.603	24.270	52.116	26.217	230.2	29:20.291
18	1	1:42.746	24.091	52.199	26.456	229.7	31:03.037

**53** ASTON MARTIN DBR9 2006  
1. Richard MEINS GT1B

1	1	1:43.784	24.692	52.391	26.701		1:43.784
2	1	1:41.831	24.011	51.410	26.410	243.2	3:25.615
3	1	1:41.135	23.696	51.242	26.197	244.4	5:06.750
4	1	1:41.246	23.744	51.163	26.339	244.4	6:47.996
5	1	1:42.044	23.948	51.408	26.688	243.2	8:30.040
6	1	1:42.295	24.639	51.183	26.473	213.4	10:12.335
7	1	1:41.758	24.277	51.424	26.057	243.8	11:54.093
8	1	1:40.698	23.852	50.759	26.087	243.8	13:34.791
9	1	1:42.142	23.567	51.851	26.724	243.8	15:16.933
10	1	1:43.935	24.912	52.634	26.389	245.0	17:00.868
11	1	1:41.753	24.516	51.109	26.128	239.1	18:42.621
12	1	1:41.991	23.674	51.288	27.029	245.0	20:24.612
13	1	1:41.888	24.426	51.297	26.165	244.4	22:06.500
14	1	1:41.152	23.735	51.354	26.063	244.4	23:47.652
15	1	1:41.046	23.661	50.786	26.599	244.4	25:28.698
16	1	1:41.588	23.952	51.545	26.091	245.0	27:10.286
17	1	1:42.498	23.904	51.636	26.958	245.0	28:52.784
18	1	1:42.933	24.133	52.254	26.546	245.0	30:35.717

**57** ASTON MARTIN DBR9 2010  
1. Romain BELLETESTE  
2. Christophe GADAI GT2B

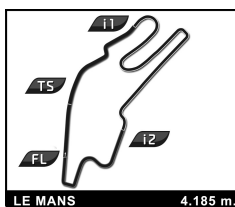
1	2	1:59.846	31.270	59.604	28.972		1:59.846
2	2	1:48.862	26.053	55.107	27.702	221.5	3:48.708

**59** PORSCHE 993 GT2 Evo 1998  
1. Rémi TERRAIL  
2. Jürg AEBERHARD GT2A

1	2	1:47.957	26.863	54.015	27.079		1:47.957
2	2	1:44.434	24.784	52.733	26.917	222.0	3:32.391
3	2	1:43.330	24.685	52.310	26.335	220.5	5:15.721
4	2	1:42.918	24.646	52.031	26.241	223.0	6:58.639
5	2	1:43.427	24.419	52.021	26.987	221.0	8:42.066
6	2	1:42.115	24.343	51.718	26.054	220.5	10:24.181
7	2	1:42.074	24.156	51.778	26.140	222.5	12:06.255
8	2	1:41.720	24.268	51.444	26.008	222.0	13:47.975
9	2	1:41.017	23.901	51.300	25.816	223.0	15:28.992
10	2	1:43.540	24.350	52.810	26.380	223.0	17:12.532
11	2	1:46.434	28.111	52.148	26.175	223.0	18:58.966
12	2	1:43.484	24.475	52.275	26.734	223.0	20:42.450
13	2	1:42.455	24.318	51.780	26.357	222.5	22:24.905
14	2	1:42.746	24.411	52.023	26.312	222.0	24:07.651
15	2	1:41.918	24.227	51.873	25.818	220.5	25:49.569
16	2	1:42.424	24.116	51.936	26.372	222.0	27:31.993
17	2	1:42.926	24.203	52.663	26.060	222.5	29:14.919
18	2	1:44.971	24.215	53.528	27.228	223.0	30:59.890

**60** KEILER K II 1998  
1. Marc JULLY Proto A

1	1	1:46.459	25.715	53.657	27.087		1:46.459
2	1	1:43.964	24.867	52.395	26.702	226.5	3:30.423
3	1	1:43.245	24.576	51.761	26.908	227.1	5:13.668
4	1	1:41.981	24.373	50.982	26.626	226.5	6:55.649
5	1	1:42.932	24.201	51.902	26.829	227.1	8:38.581
6	1	1:42.502	24.278	51.544	26.680	227.6	10:21.083
7	1	1:42.992	24.233	52.198	26.561	226.0	12:04.075
8	1	1:41.223	24.119	50.791	26.313	231.3	13:45.298
9	1	1:40.688	23.910	50.571	26.207	230.8	15:25.986
10	1	1:43.050	25.315	51.608	26.127	232.4	17:09.036
11	1	1:45.014	27.941	50.903	26.170	221.0	18:54.050
12	1	1:41.382	24.341	50.588	26.453	229.2	20:35.432
13	1	1:41.867	24.193	51.139	26.535	226.5	22:17.299
14	1	1:40.961	24.174	50.672	26.115	226.0	23:58.260
15	1	1:40.023	23.861	50.004	26.158	229.7	25:38.283
16	1	1:42.263	23.995	50.657	27.611	231.9	27:20.546
17	1	1:41.818	24.036	51.527	26.255	232.9	29:02.364
18	1	1:43.800	24.005	53.567	26.228	230.8	30:46.164

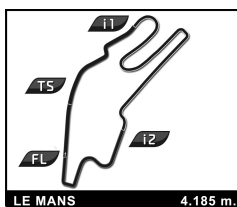


## ENDURANCE RACING LEGENDS HISTORIC RACING BUGATTI RACE 1

### Sector Analysis

■ Personal Best ■ Session Best ■ Crossing the finish line in pit lane

Lap	D	Time	Sector 1	Sector 2	Sector 3	T. Spd	Elapsed	Lap	D	Time	Sector 1	Sector 2	Sector 3	T. Spd	Elapsed	
<b>61</b>	TOYOTA Supra GT2 1995 1. Marc LOUAIL							GT2A	4	1	2:07.390	29.848	1:03.995	33.547	181.7	8:43.584
	5	1	2:06.893	30.107	1:04.511	32.275	176.2		10:50.477							
	6	1	2:04.901	29.757	1:03.424	31.720	180.3		12:55.378							
	7	1	2:04.936	29.902	1:03.081	31.953	183.3		15:00.314							
	8	1	2:08.164	32.917	1:03.160	32.087	185.7		17:08.478							
	9	1	2:08.733	32.920	1:03.272	32.541	167.5		19:17.211							
	10	1	2:04.123	30.010	1:02.272	31.841	180.3		21:21.334							
	11	1	2:05.356	30.688	1:03.041	31.627	184.0		23:26.690							
	12	1	2:05.898	29.772	1:03.296	32.830	180.0		25:32.588							
	13	1	<b>2:03.052</b>	<b>29.479</b>	<b>1:01.879</b>	31.694	188.2		27:35.640							
14	1	2:06.293	30.345	1:03.902	32.046	176.5	29:41.933									
15	1	2:03.706	29.541	1:02.780	<b>31.385</b>	184.4	31:45.639									
<b>63</b>	DODGE Viper GT3-R 1997 1. Pierre-Alain FRANCE 2. Erwin FRANCE							GT2A	1	1	2:02.159	30.238	1:02.150	29.771	2:02.159	
	2	1	1:49.949	26.213	55.441	28.295	212.0		3:52.108							
	3	1	1:48.658	24.831	55.981	27.846	222.0		5:40.766							
	4	1	1:55.082	25.212	1:00.552	29.318	225.0		7:35.848							
	5	1	1:51.066	26.551	56.333	28.182	210.6		9:26.914							
	6	1	1:48.271	24.888	55.066	28.317	221.0		11:15.185							
	7	1	1:48.049	25.002	54.869	28.178	220.5		13:03.234							
	8	1	1:47.321	25.322	54.110	27.889	219.5		14:50.555							
	9	1	4:41.752	3:17.318	56.386	28.048	220.0		19:32.307							
	10	1	1:51.811	28.818	55.197	27.796	215.7		21:24.118							
	11	1	1:47.634	26.218	54.058	27.358	221.0		23:11.752							
	12	1	<b>1:46.027</b>	<b>24.726</b>	<b>53.988</b>	<b>27.313</b>	224.5		24:57.779							
	13	1	1:46.825	25.008	54.181	27.636	227.6		26:44.604							
	14	1	1:48.636	25.425	55.740	27.471	220.5		28:33.240							
	15	1	1:49.986	25.577	55.863	28.546	226.0		30:23.226							
<b>67</b>	PORSCHE 997 GT3 RSR 2008 1. Jean-Marc MERLIN							GT2B	1	1	1:51.413	29.047	54.749	27.617	1:51.413	
	2	1	1:46.439	25.458	53.793	27.188	225.5		3:37.852							
	3	1	1:44.840	24.697	52.849	27.294	224.5		5:22.692							
	4	1	1:44.202	24.874	52.221	27.107	224.5		7:06.894							
	5	1	1:43.940	24.793	52.159	26.988	224.5		8:50.834							
	6	1	1:44.726	24.871	52.632	27.223	225.0		10:35.560							
	7	1	<b>1:43.286</b>	24.751	<b>51.801</b>	<b>26.734</b>	225.0		12:18.846							
	8	1	1:45.292	25.817	52.604	26.871	225.5		14:04.138							
	9	1	1:44.450	<b>24.684</b>	52.679	27.087	224.5		15:48.588							
	10	1	1:49.681	30.180	52.522	26.979	105.3		17:38.269							
	11	1	1:45.996	26.951	52.219	26.826	224.0		19:24.265							
	12	1	1:44.418	24.697	52.244	27.477	225.5		21:08.683							
	13	1	1:46.537	25.270	52.586	28.681	224.0		22:55.220							
	14	1	1:45.438	25.755	52.541	27.142	225.5		24:40.658							
	15	1	1:45.623	25.064	53.042	27.517	225.0		26:26.281							
	16	1	1:48.157	25.890	54.018	28.249	225.5		28:14.438							
	17	1	1:48.758	25.658	54.665	28.435	224.5		30:03.196							
	18	1	1:49.599	25.994	55.394	28.211	225.0		31:52.795							
<b>76</b>	PORSCHE 996 GT3-RS 2005 1. Jean-Lou RIHON 2. Nick PADMORE							GT2B	1	1	1:54.723	29.967	56.086	28.670	1:54.723	
	2	1	1:48.501	25.903	54.623	27.975	222.0		3:43.224							
	3	1	1:49.125	25.800	55.364	27.961	225.0		5:32.349							
	4	1	1:48.137	25.800	54.369	27.968	225.0		7:20.486							
	5	1	1:47.750	<b>25.625</b>	54.401	27.724	224.5		9:08.236							
	6	1	1:47.701	25.712	54.327	27.662	222.0		10:55.937							
	7	1	1:48.429	25.825	54.828	27.776	226.0		12:44.366							
	8	1	1:48.541	25.678	55.135	27.728	222.0		14:32.907							
	9	1	<b>1:47.233</b>	26.000	<b>53.648</b>	<b>27.585</b>	226.0		16:20.140							
	10	1	1:49.530	26.811	54.517	28.202	222.0		18:09.670							
	11	1	1:48.274	25.729	54.690	27.855	227.1		19:57.944							
	12	1	1:48.758	26.687	53.878	28.193	216.2		21:46.702							
	13	1	1:53.304	29.383	55.471	28.450	215.7		23:40.006							
	14	1	1:50.989	26.720	55.129	29.140	217.6		25:30.995							
	15	1	1:49.314	26.274	54.537	28.503	221.0		27:20.309							
	16	1	1:49.284	26.506	54.847	27.931	206.7		29:09.593							
	17	1	1:52.148	26.306	56.816	29.026	223.0		31:01.741							
<b>86</b>	PORSCHE 996 GT3-RS 2004 1. Michael FÖVÉNY							GT2B	1	1	2:04.441	33.143	1:00.608	30.690	2:04.441	
	2	1	1:53.729	27.025	56.978	29.726	219.0		3:58.170							
	3	1	1:53.995	27.023	56.975	29.997	222.5		5:52.165							
	4	1	1:52.526	26.644	56.729	29.153	224.5		7:44.691							
	5	1	1:52.378	26.411	56.948	29.019	220.5		9:37.069							
	6	1	<b>1:51.112</b>	26.410	56.133	28.569	218.5		11:28.181							
	7	1	1:51.179	25.999	<b>55.754</b>	29.426	222.0		13:19.360							
	8	1	1:52.063	<b>25.924</b>	57.567	28.572	221.0		15:11.423							
	9	1	1:56.941	29.176	58.586	29.179	211.1		17:08.364							
	10	1	1:54.609	29.038	56.981	28.590	219.0		19:02.973							
	11	1	1:53.109	28.277	56.087	28.745	216.6		20:56.082							
	12	1	1:51.371	27.051	55.940	<b>28.380</b>	217.6		22:47.453							
	13	1	1:51.952	26.206	56.953	28.793	218.5		24:39.405							
	14	1	1:52.420	26.099	57.412	28.909	218.5		26:31.825							
	15	1	1:56.924	28.204	59.415	29.305	208.0		28:28.749							
	16	1	1:57.430	27.475	1:00.437	29.518	215.2		30:26.179							
<b>71</b>	FERRARI 355 Challenge 1996 1. Pascal DUHAMEL							INV	1	1	2:20.036	35.984	1:12.179	31.873	2:20.036	
	2	1	2:10.669	36.362	1:02.485	31.822	178.4		4:30.705							
	3	1	2:05.489	29.783	1:03.353	32.353	184.0		6:36.194							
<b>92</b>	ASTON MARTIN VB Vantage GT2 2010 1. Franz WUNDERLICH							GT2B	1	1	1:52.044	28.933	55.471	27.640	1:52.044	
	2	1	1:48.096	25.587	54.955	27.554	224.0		3:40.140							
	3	1	1:46.638	25.375	53.730	27.533	224.0		5:26.778							



## ENDURANCE RACING LEGENDS HISTORIC RACING BUGATTI RACE 1

### Sector Analysis

■ Personal Best ■ Session Best B Crossing the finish line in pit lane

Lap	D	Time	Sector 1	Sector 2	Sector 3	T. Spd	Elapsed	Lap	D	Time	Sector 1	Sector 2	Sector 3	T. Spd	Elapsed
4	1	1:46.406	25.145	53.807	27.454	223.5	7:13.184	3	1	1:41.241	23.543	51.533	26.165	233.5	5:07.305
5	1	1:46.622	25.323	54.102	27.197	223.5	8:59.806	4	1	1:41.408	23.553	51.527	26.328	234.0	6:48.713
6	1	1:46.564	<b>24.902</b>	53.984	27.678	223.5	10:46.370	5	1	1:42.133	24.600	51.462	26.071	234.0	8:30.846
7	1	1:46.316	25.194	53.495	27.627	224.0	12:32.686	6	1	1:41.931	24.224	51.481	26.226	234.0	10:12.777
8	1	1:46.533	25.544	53.514	27.475	224.0	14:19.219	7	1	1:41.956	24.104	51.704	26.148	235.2	11:54.733
9	1	1:47.310	25.626	54.140	27.544	225.0	16:06.529	8	1	1:41.116	23.691	51.251	26.174	234.0	13:35.849
10	1	1:47.795	26.014	54.224	27.557	223.0	17:54.324	9	1	1:41.686	23.559	51.566	26.561	233.5	15:17.535
11	1	1:47.150	25.988	53.801	27.361	224.0	19:41.474	10	1	1:43.838	25.187	52.339	26.312	234.6	17:01.373
12	1	<b>1:45.927</b>	25.099	<b>53.446</b>	<b>27.382</b>	224.0	21:27.401	11	1	1:41.826	24.363	51.260	26.203	232.9	18:43.199
13	1	1:46.511	25.569	53.750	<b>27.192</b>	224.0	23:13.912	12	1	1:41.895	23.632	51.243	27.020	234.6	20:25.094
14	1	1:47.094	25.443	53.882	27.769	224.5	25:01.006	13	1	1:41.746	24.098	51.588	26.060	234.6	22:06.840
15	1	1:48.268	25.508	54.054	28.706	224.5	26:49.274	14	1	1:41.409	23.743	51.503	26.163	234.0	23:48.249
16	1	1:48.995	25.879	55.006	28.110	225.0	28:38.269	15	1	1:40.808	<b>23.478</b>	<b>50.821</b>	<b>26.509</b>	234.6	25:29.057
17	1	1:50.340	26.452	55.958	27.930	224.5	30:28.609	16	1	<b>1:40.620</b>	23.559	51.111	<b>25.950</b>	235.2	27:09.677
								17	1	1:44.331	24.222	52.908	27.201	235.2	28:54.008
								18	1	1:42.972	24.124	52.618	26.230	233.5	30:36.980

**118** CHEVROLET Corvette Z06R 2010  
1. Alfred MOSER INV

1	1	2:03.612	32.583	1:00.411	30.618		2:03.612
2	1	1:53.964	27.401	56.998	29.565	210.6	3:57.576
3	1	1:54.085	27.044	57.237	29.804	210.2	5:51.661
4	1	1:55.059	28.268	57.171	29.620	225.5	7:46.720
5	1	1:52.991	27.008	56.477	29.506	216.6	9:39.711
6	1	1:52.179	27.114	56.136	28.929	217.6	11:31.890
7	1	1:52.166	26.935	55.703	29.528	204.1	13:24.056
8	1	1:56.352	27.237	58.135	30.980	199.6	15:20.408
9	1	1:54.974	27.856	57.469	29.649	220.5	17:15.382
10	1	1:54.802	28.108	57.713	28.981	219.0	19:10.184
11	1	1:52.354	27.115	56.659	28.580	215.7	21:02.538
12	1	1:51.771	26.790	56.002	28.979	222.0	22:54.309
13	1	<b>1:50.468</b>	26.842	<b>55.168</b>	<b>28.458</b>	223.0	24:44.777
14	1	1:51.522	<b>26.134</b>	55.521	29.867	234.0	26:36.299
15	1	1:54.191	26.949	57.993	29.249	229.7	28:30.490
16	1	1:56.302	28.254	58.930	29.118	208.0	30:26.792

**123** CHEVROLET Corvette Z06R 2007  
1. Peter JOOS INV

1	1	2:05.892	34.517	1:00.918	30.457		2:05.892
2	1	1:53.495	27.139	57.007	29.349	213.8	3:59.387
3	1	1:53.289	27.084	56.422	29.783	213.8	5:52.676
4	1	1:54.517	27.678	57.396	29.443	213.8	7:47.193
5	1	1:53.013	27.226	56.450	29.337	211.1	9:40.206
6	1	1:52.307	27.345	56.129	28.833	211.1	11:32.513
7	1	1:53.011	26.885	56.399	29.727	209.7	13:25.524
8	1	1:55.742	26.440	57.962	31.340	222.0	15:21.266
9	1	1:54.666	28.031	57.673	28.962	219.0	17:15.932
10	1	1:54.816	29.274	56.536	29.006	185.7	19:10.748
11	1	1:52.187	27.061	56.790	<b>28.336</b>	215.7	21:02.935
12	1	1:51.860	26.870	56.215	28.775	211.1	22:54.795
13	1	<b>1:51.491</b>	27.032	<b>55.994</b>	28.465	219.0	24:46.286
14	1	1:52.109	<b>26.296</b>	57.263	28.550	220.5	26:38.395
15	1	1:57.783	26.570	1:01.499	29.714	219.0	28:36.178
16	1	1:58.162	28.115	59.855	30.192	206.7	30:34.340

**153** DODGE Viper GTS-R 2001  
1. Franck MOREL GT1B

1	1	1:44.264	24.977	52.702	26.585		1:44.264
2	1	1:41.800	23.852	51.838	26.110	233.5	3:26.064

**273** MORGAN Plus 8 GTR 1996  
1. Adrian VAN DER KROFT GT2A

1	1	2:07.560	35.002	1:01.971	<b>30.587</b>		2:07.560
2	1	2:00.752	29.353	1:00.162	31.237	165.8	4:08.312
3	1	2:00.743	28.856	1:00.378	31.509	177.7	6:09.055
4	1	1:59.624	28.495	<b>59.637</b>	31.492	183.7	8:08.679
5	1	<b>1:59.275</b>	<b>28.287</b>	59.675	31.313	188.9	10:07.954
6	1	2:06.403	31.769	1:02.533	32.101	160.7	12:14.357
7	1	2:02.119	28.835	1:01.203	32.081	186.1	14:16.476
8	1	2:00.697	28.387	1:00.789	31.521	191.9	16:17.173
9	1	2:00.529	29.475	1:00.115	30.939	187.9	18:17.702
10	1	2:03.093	28.969	1:01.082	33.042	185.0	20:20.795
11	1	2:06.287	31.584	1:02.878	31.825	168.1	22:27.082
12	1	2:01.023	28.756	1:00.859	31.408	186.4	24:28.105
13	1	2:01.437	28.866	1:01.346	31.225	183.7	26:29.542
14	1	2:08.833	32.113	1:05.769	30.951	181.7	28:38.375
15	1	2:05.336	29.287	1:04.988	31.061	181.3	30:43.711