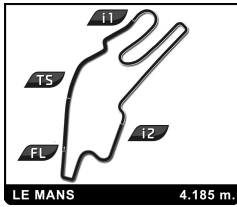


ENDURANCE RACING LEGENDS
HISTORIC RACING BUGATTI
QUALIFYING 2

Sector Analysis

Personal Best Session Best B Crossing the finish line in pit lane

Lap	D	Time	Sector 1	Sector 2	Sector 3	T. Spd	Elapsed	Lap	D	Time	Sector 1	Sector 2	Sector 3	T. Spd	Elapsed	
1	Porsche 997 GT3 RSR 2008 1. Emmanuel BRIGAND GT2B							1	1	3:41.925	1:56.829	1:11.250	33.846		3:41.925	
	2	1	2:03.639	29.451	1:02.255	31.933	202.0	5:45.564								
	3	1	1:58.524	28.497	59.649	30.378	212.0	7:44.088								
	4	1	1:55.543	27.678	58.194	29.671	209.3	9:39.631								
	5	1	1:52.988	26.492	57.447	29.049	213.8	11:32.619								
	6	1	2:07.334 B	29.879	1:00.175	37.280	213.8	13:39.953								
	7	1	4:03.195	2:35.038	58.485	29.672		17:43.148								
	8	1	1:53.128	26.667	57.530	28.931	215.2	19:36.276								
	9	1	1:51.690	26.341	56.330	29.019	213.4	21:27.966								
	10	1	1:53.345	26.608	57.441	29.296	213.8	23:21.311								
	11	1	1:52.916	26.516	57.187	29.213	217.6	25:14.227								
	12	1	1:51.921	26.351	56.424	29.146	215.7	27:06.148								
	13	1	1:52.960	26.534	56.976	29.450	213.4	28:59.108								
	14	1	1:52.199	26.724	56.379	29.096	215.2	30:51.307								
	4	Riley & Scott MK III C 2002 1. Richard COOK Proto B							1	1	3:13.144	1:44.440	59.196	29.508		3:13.144
		2	1	1:48.865	24.888	55.614	28.363	234.0	5:02.009							
3		1	1:42.754	23.715	52.662	26.377	240.9	6:44.763								
4		1	1:48.068	24.130	56.285	27.653	240.9	8:32.831								
5		1	1:47.856	25.374	55.291	27.191	237.4	10:20.687								
6		1	1:58.959 B	23.968	57.041	37.950	240.3	12:19.646								
7		1	3:37.565	2:16.120	53.596	27.849		15:57.211								
8		1	1:44.312	24.981	52.122	27.209	232.9	17:41.523								
9		1	1:44.038	24.486	52.735	26.817	239.7	19:25.561								
10		1	1:42.889	24.105	52.281	26.503	243.8	21:08.450								
11		1	1:44.448	24.255	52.499	27.694	243.2	22:52.898								
12		1	1:44.076	24.371	52.264	27.441	238.0	24:36.974								
13		1	1:44.308	25.995	51.718	26.595	241.5	26:21.282								
14		1	1:44.386	23.998	53.605	26.783	238.6	28:05.668								
15		1	1:42.129	24.602	51.084	26.443	245.0	29:47.797								
16		1	1:42.843	24.725	50.896	27.222	242.1	31:30.640								
52	Porsche 993 GT2 Evo 1998 1. Benoit ROMAC GT2A							1	1	11:46.408	...	1:04.292	29.856		11:46.408	
	2	1	1:48.502	25.377	54.933	28.192	218.1	13:34.910								
	3	1	1:44.534	24.616	53.118	26.800	227.1	15:19.444								
	4	1	1:57.519 B	25.978	57.833	33.708	228.6	17:16.963								
	5	1	6:19.878	4:59.691	53.070	27.117		23:36.841								
	6	1	1:59.087 B	25.919	1:01.584	31.584	226.0	25:35.928								
	7	1	3:03.377	1:43.287	52.597	27.493		28:39.305								
	8	1	1:42.300	23.823	51.854	26.623	227.6	30:21.605								
53	Aston Martin DBR9 2006 1. Richard MEINS GT1B							1	1	2:06.760	36.237	1:00.249	30.274		2:06.760	
	2	1	1:47.096	25.659	54.252	27.185	235.2	3:53.856								
	3	1	1:43.370	24.487	52.366	26.517	239.1	5:37.226								
	4	1	1:41.821	24.167	51.468	26.186	242.1	7:19.047								
	5	1	1:51.470 B	24.734	54.289	32.447	242.6	9:10.517								
	6	1	5:09.586	3:42.736	58.163	28.687		14:20.103								
	7	1	1:42.324	23.909	51.559	26.856	242.1	16:02.427								
	8	1	1:44.128	25.253	52.442	26.433	243.2	17:46.555								
	9	1	1:43.441	23.873	52.905	26.663	241.5	19:29.996								
	10	1	1:40.955	23.795	51.203	25.957	242.1	21:10.951								
12	Porsche 993 GT2 1996 1. Henrique GEMPERLE GT2A							1	1	2:49.775	1:15.577	1:02.892	31.306		2:49.775	
	2	1	1:52.218	26.957	56.511	28.750	204.5	4:41.993								
	3	1	1:50.208	25.848	55.525	28.835	210.6	6:32.201								
	4	1	1:48.248	25.694	54.593	27.961	211.1	8:20.449								
	5	1	2:02.206 B	27.052	1:01.029	34.125	211.1	10:22.655								
	6	1	3:46.541	2:19.269	57.786	29.486		14:09.196								
	7	1	1:55.410	28.217	57.225	29.968	206.7	16:04.606								
	8	1	1:54.316	27.816	57.206	29.294	205.4	17:58.922								
	9	1	1:52.693	27.093	56.534	29.066	208.4	19:51.615								
	10	1	1:52.023	26.877	55.908	29.238	209.7	21:43.638								
	11	1	1:52.133	26.527	56.592	29.014	209.7	23:35.771								
	12	1	1:50.093	26.300	55.381	28.412	208.4	25:25.864								
	13	1	1:52.298	27.200	56.129	28.969	210.6	27:18.162								
	14	1	1:49.888	26.229	55.191	28.468	211.1	29:08.050								
	15	1	2:09.098 B	28.901	1:04.601	35.596	200.0	31:17.148								
	18	Porsche 993 GT2 1997 1. Heiko OSTMANN GT2A							1	1	2:49.775	1:15.577	1:02.892	31.306		2:49.775
2		1	1:52.218	26.957	56.511	28.750	204.5	4:41.993								



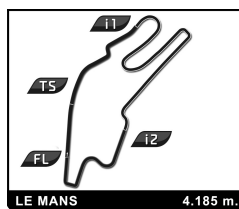
ENDURANCE RACING LEGENDS
HISTORIC RACING BUGATTI
QUALIFYING 2

Sector Analysis

■ Personal Best ■ Session Best ■ Crossing the finish line in pit lane

Lap	D	Time	Sector 1	Sector 2	Sector 3	T. Spd	Elapsed	Lap	D	Time	Sector 1	Sector 2	Sector 3	T. Spd	Elapsed
11	1	1:45.310	24.136	53.693	27.481	243.8	22:56.261	17	1	1:41.004	24.154	50.407	26.443	232.9	30:31.389
12	1	1:41.610	23.848	51.405	26.357	243.8	24:37.871	61 TOYOTA Supra GT2 1995 1. Marc LOUAIL GT2A							
13	1	1:44.021	26.140	51.843	26.038	243.2	26:21.892								
14	1	1:42.863	23.752	52.756	26.355	243.2	28:04.755								
15	1	1:42.565	24.889	51.274	26.402	242.6	29:47.320								
16	1	1:57.285 B	25.821	58.021	33.443	242.1	31:44.605								
1	1	3:22.022	1:35.259	1:12.563	34.200		3:22.022		57 ASTON MARTIN DBR9 2010 1. Romain BELLETESTE GT2B 2. Geoffroy PETER						
2	1	1:59.759	30.565	59.873	29.321	195.3	5:21.781								
3	1	1:51.912	26.607	56.600	28.705	224.0	7:13.693								
4	1	1:54.146	26.243	57.482	30.421	225.5	9:07.839								
5	1	1:55.970	28.083	58.923	28.964	194.1	11:03.809								
6	1	1:50.104	25.832	55.957	28.315	226.5	12:53.913								
7	1	1:50.289	26.169	56.076	28.044	226.0	14:44.202								
8	1	1:48.547	25.613	54.670	28.264	227.6	16:32.749								
9	1	1:48.921	26.070	54.772	28.079	225.0	18:21.670								
10	1	1:58.455 B	25.965	57.520	34.970	227.6	20:20.125								
11	1	6:14.799	4:45.688	1:00.514	28.597		26:34.924								
12	1	1:47.598	25.303	54.654	27.641	226.0	28:22.522								
13	1	1:47.449	25.219	54.452	27.778	227.6	30:09.971								
1	1	3:37.543	1:57.877	1:09.026	30.640		3:37.543	59 PORSCHE 993 GT2 Evo 1998 1. Rémi TERRAIL GT2A 2. Jörg AEBERHARD							
2	1	1:54.015	27.809	57.828	28.378	212.9	5:31.558								
3	1	1:49.742	25.978	56.051	27.713	221.5	7:21.300								
4	1	1:49.266	25.604	55.445	28.217	221.5	9:10.566								
5	1	1:51.083	26.168	57.063	27.852	223.0	11:01.649								
6	1	1:50.115	25.312	56.251	28.552	224.5	12:51.764								
7	1	1:47.253	25.505	54.523	27.225	220.0	14:39.017								
8	1	1:46.847	25.379	54.329	27.139	220.5	16:25.864								
9	1	1:46.614	25.123	54.188	27.303	220.5	18:12.478								
10	1	1:47.125	25.970	54.096	27.059	219.5	19:59.603								
11	1	1:46.575	25.288	54.136	27.151	221.5	21:46.178								
12	1	1:45.273	24.963	53.716	26.594	223.5	23:31.451								
13	1	1:57.928 B	25.792	56.422	35.714	223.5	25:29.379								
1	1	2:49.854	1:22.134	57.857	29.863		2:49.854	60 KEILER K II 1998 1. Marc JULLY Proto A							
2	1	1:47.326	25.622	54.557	27.147	223.0	4:37.180								
3	1	1:48.228	25.110	55.899	27.219	231.3	6:25.408								
4	1	1:47.396	24.745	55.121	27.530	229.7	8:12.804								
5	1	1:44.192	24.677	52.558	26.957	229.2	9:56.996								
6	1	1:43.054	24.429	51.912	26.713	230.8	11:40.050								
7	1	1:45.105	24.765	53.767	26.573	231.3	13:25.155								
8	1	1:44.390	24.637	51.472	28.281	230.2	15:09.545								
9	1	1:43.528	25.098	51.241	27.189	232.4	16:53.073								
10	1	1:41.945	24.239	51.360	26.346	229.2	18:35.018								
11	1	1:42.232	23.963	51.227	27.042	232.9	20:17.250								
12	1	1:41.805	24.299	51.028	26.478	231.9	21:59.055								
13	1	1:42.379	24.385	51.422	26.572	232.9	23:41.434								
14	1	1:44.549	24.324	52.212	28.013	232.4	25:25.983								
15	1	1:41.752	24.136	51.199	26.417	234.0	27:07.735								
16	1	1:42.650	24.926	51.274	26.450	231.9	28:50.385								
1	2	2:26.878	47.457	1:07.007	32.414		2:26.878	76 PORSCHE 996 GT3-RS 2005 1. Jean-Lou RIHON GT2B 2. Nick PADMORE							
2	2	1:56.077	27.336	58.650	30.091	223.5	4:22.955								
3	2	1:46.711	25.531	53.935	27.245	225.5	6:09.666								
4	2	1:55.142	26.165	58.144	30.833	226.5	8:04.808								
5	2	1:44.671	24.674	53.164	26.833	227.1	9:49.479								
6	2	1:44.403	24.398	53.148	26.857	227.1	11:33.882								
7	2	1:56.191 B	27.556	56.540	32.095	226.0	13:30.073								
8	1	4:20.003	2:54.547	57.334	28.122		17:50.076								
9	1	1:49.816	25.473	55.713	28.630	224.0	19:39.892								
1	1	3:12.679	1:35.960	1:05.774	30.945		3:12.679	63 DODGE Viper GTS-R 1997 1. Pierre-Alain FRANCE GT2A 2. Erwin FRANCE							
2	1	1:57.003	26.961	58.149	31.893	205.0	5:09.682								
3	1	1:50.068	25.828	55.946	28.294	221.0	6:59.750								
4	1	1:57.035 B	27.579	55.702	33.754	221.5	8:56.785								
5	1	6:15.518	4:50.372	57.080	28.066		15:12.303								
6	1	1:51.339	25.861	56.927	28.551	220.5	17:03.642								
7	1	1:49.580	26.268	55.295	28.017	219.0	18:53.222								
8	1	1:49.277	25.091	54.415	29.771	222.5	20:42.499								
9	1	1:49.964	25.516	56.329	28.119	213.8	22:32.463								
10	1	1:53.261 B	25.534	55.814	31.913	209.3	24:25.724								
1	1	2:19.858	39.387	1:08.159	32.312		2:19.858	71 FERRARI 355 Challenge 1996 1. Pascal DUHAMEL INV							
2	1	2:07.141	30.758	1:04.631	31.752	178.1	4:26.999								
3	1	2:07.037	29.796	1:04.779	32.462	183.3	6:34.036								
4	1	2:11.635 B	30.767	1:04.599	36.269	183.3	8:45.671								
5	1	5:06.340	3:19.694	1:14.035	32.611		13:52.011								
6	1	2:07.585	30.834	1:04.011	32.740	176.8	15:59.596								
7	1	2:09.640	31.614	1:05.177	32.849	181.7	18:09.236								
8	1	2:08.437	31.973	1:03.508	32.956	182.7	20:17.673								
9	1	2:07.457	29.995	1:04.511	32.951	181.7	22:25.130								
10	1	2:07.814	31.668	1:03.939	32.207	181.7	24:32.944								
11	1	2:13.269 B	31.071	1:04.150	38.048	181.3	26:46.213								





ENDURANCE RACING LEGENDS

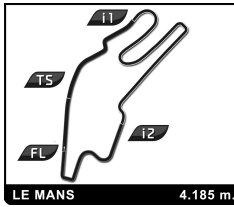
HISTORIC RACING BUGATTI

QUALIFYING 2

Sector Analysis

Personal Best Session Best B Crossing the finish line in pit lane

Lap	D	Time	Sector 1	Sector 2	Sector 3	T. Spd	Elapsed	Lap	D	Time	Sector 1	Sector 2	Sector 3	T. Spd	Elapsed	
10	1	1:49.011	25.665	55.114	28.232	223.0	21:28.903	5	1	2:00.817	31.393	58.885	30.539	188.6	11:08.112	
11	1	1:50.133	26.337	55.381	28.415	217.1	23:19.036	6	1	1:58.172	29.294	58.962	29.916	201.6	13:06.284	
12	1	1:48.357	25.647	54.847	27.863	223.0	25:07.393	7	1	1:53.727	26.992	57.019	29.716	222.0	15:00.011	
13	1	1:49.257	26.198	55.125	27.934	221.0	26:56.650	8	1	1:55.172	27.654	57.378	30.140	217.1	16:55.183	
14	1	1:49.852	25.805	55.553	28.494	223.5	28:46.502	9	1	1:55.674	27.911	57.873	29.890	194.9	18:50.857	
15	1	1:48.600	25.961	54.744	27.895	216.2	30:35.102	10	1	1:55.963	28.178	57.243	30.542	222.5	20:46.820	
86 PORSCHE 996 GT3-RS 2004 GT2B 1. Michael FÖVENY																
1	1	2:41.802	55.667	1:12.395	33.740		2:41.802	11	1	2:04.341	B	28.148	59.110	37.083	207.1	22:51.161
2	1	2:03.458	29.683	1:03.356	30.419	199.2	4:45.260	12	1	3:16.504	1:48.339	57.990	30.175		26:07.665	
3	1	1:54.341	26.738	57.944	29.659	220.5	6:39.601	13	1	1:54.494	27.330	57.413	29.751	218.1	28:02.159	
4	1	1:54.128	26.909	57.264	29.955	220.5	8:33.729	14	1	1:56.780	30.118	57.830	28.832	213.4	29:58.939	
5	1	1:54.165	26.475	57.862	29.828	221.5	10:27.894	15	1	1:52.424	27.384	55.482	29.558	219.0	31:51.363	
6	1	1:58.639	B	27.006	58.800	32.833	12:26.533	123 CHEVROLET Corvette Z06R 2007 INV 1. Peter JOOS								
7	1	5:39.505	4:06.830	1:01.948	30.727		18:06.038	1	1	3:01.602	1:17.783	1:08.931	34.888		3:01.602	
8	1	1:52.965	26.758	57.254	28.953	218.5	19:59.003	2	1	2:07.697	30.597	1:04.492	32.608	179.0	5:09.299	
9	1	1:52.938	27.065	56.755	29.118	222.0	21:51.941	3	1	2:01.152	28.505	1:01.109	31.538	197.6	7:10.451	
10	1	1:54.448	27.022	57.558	29.868	220.5	23:46.389	4	1	2:03.268	28.885	1:02.732	31.651	204.1	9:13.719	
11	1	1:53.741	26.724	57.218	29.799	219.0	25:40.130	5	1	1:59.529	28.130	59.893	31.506	194.5	11:13.248	
12	1	2:01.564	B	26.639	1:01.802	33.123	27:41.694	6	1	1:57.388	27.835	59.185	30.368	197.2	13:10.636	
92 ASTON MARTIN V8 Vantage GT2 2010 GT2B 1. Franz WUNDERLICH																
1	1	2:13.098	37.613	1:07.093	28.392		2:13.098	7	1	1:56.931	27.339	59.051	30.541	205.8	15:07.567	
2	1	2:08.102	42.983	57.073	28.046	220.5	4:21.200	8	1	2:00.541	27.626	1:01.885	31.030	201.2	17:08.108	
3	1	1:47.966	26.096	54.423	27.447	220.0	6:09.166	9	1	1:58.267	27.565	59.893	30.809	201.6	19:06.375	
4	1	1:48.374	26.366	54.445	27.563	218.1	7:57.540	10	1	1:56.768	27.402	58.938	30.428	205.8	21:03.143	
5	1	2:10.830	B	25.627	1:15.400	29.803	10:08.370	11	1	1:58.579	27.439	1:00.992	30.148	202.9	23:01.722	
6	1	4:15.500	2:52.844	55.164	27.492		14:23.870	12	1	1:55.753	27.718	57.946	30.089	201.6	24:57.475	
7	1	1:46.994	25.523	54.127	27.344	219.0	16:10.864	13	1	1:56.228	27.214	58.288	30.726	205.0	26:53.703	
8	1	1:48.196	25.515	53.890	28.791	223.0	17:59.060	14	1	2:00.121	28.566	1:00.976	30.579	192.2	28:53.824	
9	1	1:48.406	25.587	55.109	27.710	223.5	19:47.466	15	1	1:55.590	26.998	58.337	30.255	208.0	30:49.414	
10	1	1:47.776	25.724	54.606	27.446	224.0	21:35.242	153 DODGE Viper GTS-R 2001 GT1B 1. Franck MOREL								
11	1	1:47.743	25.755	54.430	27.558	224.0	23:22.985	1	1	7:44.070	6:14.012	1:00.724	29.334		7:44.070	
12	1	1:48.056	25.448	54.848	27.760	224.0	25:11.041	2	1	1:46.327	25.190	54.075	27.062	212.4	9:30.397	
13	1	1:48.026	25.783	54.647	27.596	224.5	26:59.067	3	1	1:42.639	24.235	51.606	26.798	219.5	11:13.036	
14	1	1:53.168	B	25.628	56.325	31.215	28:52.235	4	1	1:47.822	24.222	54.622	28.978	220.0	13:00.858	
94 MARCOS LM500 1994 GT2A 1. Stephen KEATING																
1	1	9:21.875	7:45.552	1:04.589	31.734		9:21.875	5	1	1:48.819	B	24.063	52.812	31.944	220.0	14:49.677
2	1	1:58.305	27.991	1:00.144	30.170	205.8	11:20.180	6	1	5:41.768	4:18.136	55.702	27.930		20:31.445	
3	1	1:55.320	27.201	58.770	29.349	210.2	13:15.500	7	1	1:42.650	23.851	52.490	26.309	222.0	22:14.095	
4	1	1:53.443	26.770	57.631	29.042	210.6	15:08.943	8	1	1:42.314	23.788	52.208	26.318	222.0	23:56.409	
5	1	1:54.268	26.691	57.908	29.669	209.3	17:03.211	9	1	1:49.879	24.742	55.257	29.880	222.5	25:46.288	
6	1	1:53.473	27.822	57.111	28.540	209.3	18:56.684	10	1	1:44.899	23.856	52.181	28.862	223.5	27:31.187	
7	1	1:53.492	26.498	58.316	28.678	212.0	20:50.176	11	1	1:48.276	24.803	55.585	27.888	223.0	29:19.463	
8	1	1:54.699	26.460	58.037	30.202	210.6	22:44.875	12	1	1:41.652	23.707	51.723	26.222	224.5	31:01.115	
9	1	2:13.605	B	28.542	1:06.904	38.159	24:58.480	169 LAMBORGHINI Murciélago LP670 R-SV 2010 GT1B 1. Pierre-Arnaud de LACHAR 2. Eric BROUTIN								
118 CHEVROLET Corvette Z06R 2010 INV 1. Alfred MOSER																
1	1	2:57.046	1:14.035	1:09.474	33.537		2:57.046	1	2	7:03.647	5:22.863	1:08.213	32.571		7:03.647	
2	1	2:06.700	30.471	1:02.024	34.205	186.4	5:03.746	2	2	1:58.311	28.382	1:00.287	29.642	198.8	9:01.958	
3	1	2:01.550	29.069	1:01.476	31.005	199.6	7:05.296	3	2	1:55.381	27.389	58.948	29.044	217.6	10:57.339	
4	1	2:01.999	29.418	1:00.492	32.089	193.7	9:07.295	4	2	1:55.452	27.397	58.076	29.979	227.1	12:52.791	
118 CHEVROLET Corvette Z06R 2010 INV 1. Alfred MOSER																
1	1	2:57.046	1:14.035	1:09.474	33.537		2:57.046	5	2	1:54.509	26.519	59.289	28.701	225.0	14:47.300	
2	1	2:06.700	30.471	1:02.024	34.205	186.4	5:03.746	6	2	1:56.470	B	26.291	57.135	33.044	230.2	16:43.770
3	1	2:01.550	29.069	1:01.476	31.005	199.6	7:05.296	7	1	3:58.514	2:22.009	1:04.452	32.053		20:42.284	
4	1	2:01.999	29.418	1:00.492	32.089	193.7	9:07.295	8	1	1:58.819	29.270	59.939	29.682	182.0	22:41.175	
118 CHEVROLET Corvette Z06R 2010 INV 1. Alfred MOSER																
1	1	2:57.046	1:14.035	1:09.474	33.537		2:57.046	9	1	1:58.828	27.067	59.409	32.352	220.5	24:40.003	
2	1	2:06.700	30.471	1:02.024	34.205	186.4	5:03.746	10	1	2:00.208	28.652	1:00.695	30.861	203.3	26:40.211	



ENDURANCE RACING LEGENDS
HISTORIC RACING BUGATTI
QUALIFYING 2

Sector Analysis

■ Personal Best ■ Session Best B Crossing the finish line in pit lane

Lap	D	Time	Sector 1	Sector 2	Sector 3	T. Spd	Elapsed	Lap	D	Time	Sector 1	Sector 2	Sector 3	T. Spd	Elapsed
11	1	1:54.779	27.079	58.372	29.328	221.5	28:34.990								
12	1	1:53.821	26.832	58.227	28.762	215.2	30:28.811								

273		MORGAN Plus 8 GTR 1996													
1.		Adrian VAN DER KROFT													
		GT2A													
1	1	2:21.954	42.450	1:06.330	33.174		2:21.954								
2	1	2:07.631	31.267	1:04.291	32.073	159.7	4:29.585								
3	1	2:05.946	30.348	1:03.291	32.307	169.2	6:35.531								
4	1	2:15.135	30.566	1:05.635	38.934	174.6	8:50.666								
5	1	4:47.719	3:12.905	1:02.863	31.951		13:38.385								
6	1	2:05.211	30.250	1:03.357	31.604	170.1	15:43.596								
7	1	2:05.362	29.832	1:03.308	32.222	173.7	17:48.958								
8	1	2:02.270	29.481	1:01.893	30.896	173.4	19:51.228								
9	1	2:00.139	28.827	1:00.858	30.454	180.7	21:51.367								
10	1	2:01.071	28.780	1:01.412	30.879	182.0	23:52.438								
11	1	2:02.574	29.168	1:00.941	32.465	182.7	25:55.012								
12	1	2:01.032	28.516	1:01.154	31.362	184.4	27:56.044								
13	1	2:01.699	28.544	1:02.032	31.123	182.7	29:57.743								
14	1	2:01.435	29.761	1:00.430	31.244	183.7	31:59.178								