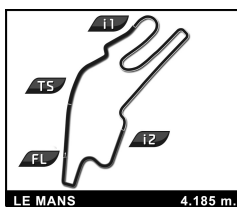


ENDURANCE RACING LEGENDS  
HISTORIC RACING BUGATTI  
QUALIFYING 1

Sector Analysis

Personal Best Session Best B Crossing the finish line in pit lane

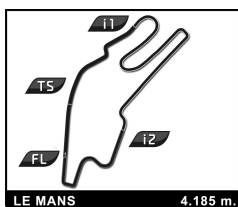
Lap	D	Time	Sector 1	Sector 2	Sector 3	T. Spd	Elapsed	Lap	D	Time	Sector 1	Sector 2	Sector 3	T. Spd	Elapsed		
<b>1</b>		Porsche 997 GT3 RSR 2008				GT2B		1		1	2:07.754	41.494	58.537	27.723	2:07.754		
		1. Emmanuel BRIGAND						2		1	1:49.627	25.735	55.053	28.839	226.0	3:57.381	
								3		1	2:49.488	B	47.182	1:18.798	43.508	99.0	6:46.869
								4		1	4:25.939	3:02.691	55.959	27.289		11:12.808	
								5		1	1:44.648	25.455	52.052	27.141	238.0	12:57.456	
								6		1	1:42.901	24.117	51.930	26.854	237.4	14:40.357	
								7		1	1:44.596	23.975	53.264	27.357	243.2	16:24.953	
								8		1	1:55.676	B	25.708	54.297	35.671	222.0	18:20.629
								9		1	7:05.973	B	5:35.027	55.906	35.040		25:26.602
<b>4</b>		RILEY & SCOTT MK III C 2002				Proto B		1		1	5:07.883	B	2:56.782	1:23.368	47.733	5:07.883	
		1. Richard COOK						2		1	6:24.933	4:50.150	1:04.422	30.361		11:32.816	
								3		1	1:53.358	25.866	58.773	28.719	230.8	13:26.174	
								4		1	1:48.389	26.515	54.133	27.741	220.0	15:14.563	
								5		1	1:46.909	25.114	54.196	27.599	235.7	17:01.472	
								6		1	1:47.278	25.406	54.064	27.808	234.6	18:48.750	
								7		1	1:46.480	24.839	53.373	28.268	237.4	20:35.230	
								8		1	1:53.378	B	25.428	55.072	32.878	234.6	22:28.608
								9		1	4:19.370	2:56.941	54.431	27.998		26:47.978	
								10		1	2:06.435	25.242	1:09.562	31.631	235.2	28:54.413	
								11		1	1:46.674	25.094	53.801	27.779	231.9	30:41.087	
								12		1	1:46.975	24.692	54.183	28.100	236.3	32:28.062	
								13		1	2:39.927	B	24.518	1:35.734	39.675	236.3	35:07.989
<b>52</b>		Porsche 993 GT2 Evo 1998				GT2A		1		1	3:24.059	1:42.561	1:09.014	32.484	3:24.059		
		1. Benoit ROMAC						2		1	2:10.364	B	29.474	59.021	41.869	202.5	5:34.423
								3		1	5:55.766	4:20.464	1:04.589	30.713		11:30.189	
								4		1	1:49.932	25.374	56.312	28.246	218.1	13:20.121	
								5		1	1:44.137	24.517	52.749	26.871	224.5	15:04.258	
								6		1	1:43.845	24.173	52.470	27.202	226.0	16:48.103	
								7		1	1:51.323	B	25.090	54.661	31.572	226.5	18:39.426
								8		1	4:32.090	3:03.751	57.474	30.865		23:11.516	
								9		1	1:43.483	24.441	52.154	26.888	224.5	24:54.999	
								10		1	1:44.151	24.071	52.477	27.603	226.0	26:39.150	
								11		1	1:43.081	24.188	51.922	26.971	226.0	28:22.231	
								12		1	1:51.000	B	25.129	55.269	30.602	227.1	30:13.231
								13		1	3:58.761	2:36.374	54.890	27.497		34:11.992	
								14		1	1:42.488	24.012	51.848	26.628	225.5	35:54.480	
<b>53</b>		ASTON MARTIN DBR9 2006				GT1B		1		1	2:58.532	1:15.082	1:07.498	35.952	2:58.532		
		1. Richard MEINS						2		1	2:23.040	B	26.549	1:05.067	51.424	239.7	5:21.572
								3		1	5:47.788	4:19.417	58.591	29.780		11:09.360	
								4		1	1:45.746	25.601	53.065	27.080	239.1	12:55.106	
								5		1	1:43.023	24.351	51.658	27.014	242.6	14:38.129	
								6		1	1:43.442	24.059	52.031	27.352	243.2	16:21.571	
								7		1	1:44.603	24.182	52.179	28.242	242.6	18:06.174	
								8		1	1:52.975	B	25.747	54.604	32.624	239.1	19:59.149
								9		1	4:22.707	2:55.624	57.272	29.811		24:21.856	
								10		1	1:43.495	24.549	52.314	26.632	242.1	26:05.351	
								11		1	1:43.548	24.468	51.850	27.230	242.6	27:48.899	
								12		1	1:44.169	23.961	52.935	27.273	242.1	29:33.068	
<b>12</b>		Porsche 993 GT2 1996				GT2A		1		1	2:43.376	1:04.139	1:06.739	32.498	2:43.376		
		1. Henrique GEMPERLE						2		1	2:34.316	B	28.517	1:13.750	52.049	5:17.692	
								3		1	6:14.571	4:40.725	1:03.032	30.814		11:32.263	
								4		1	1:55.161	27.351	58.229	29.581		13:27.424	
								5		1	1:51.276	26.855	55.774	28.647		15:18.700	
								6		1	1:49.399	26.400	54.873	28.126		17:08.099	
								7		1	2:01.245	B	26.403	1:00.843	33.999	19:09.344	
								8		1	4:13.440	2:41.977	1:00.439	31.024		23:22.784	
								9		1	1:57.251	29.522	58.160	29.569		25:20.035	
								10		1	1:53.351	27.103	56.765	29.483		27:13.386	
								11		1	1:52.479	26.556	56.837	29.086		29:05.865	
								12		1	1:54.032	26.719	56.718	30.595		30:59.897	
								13		1	1:52.023	27.036	56.010	28.977		32:51.920	
								14		1	1:53.239	26.609	57.346	29.284		34:45.159	
								15		1	1:53.680	28.090	56.455	29.135		36:38.839	
<b>41</b>		RILEY & SCOTT MK III 1999				Proto A		1		1	1:43.975	24.692	54.183	28.100	236.3	35:07.989	
		1. Jean-Marie MULLER						2		1	1:43.975	24.692	54.183	28.100	236.3	35:07.989	



## ENDURANCE RACING LEGENDS HISTORIC RACING BUGATTI QUALIFYING 1

### Sector Analysis

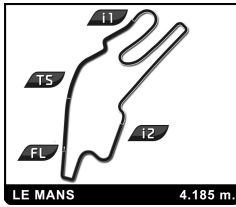
Lap	D	Time	Sector 1	Sector 2	Sector 3	T. Spd	Elapsed	Lap	D	Time	Sector 1	Sector 2	Sector 3	T. Spd	Elapsed
13	1	1:56.040	24.124	58.985	32.931	242.6	31:29.108								
14	1	<b>1:42.214</b>	24.390	<b>51.280</b>	<b>26.544</b>	243.2	33:11.322								
15	1	1:58.863 <b>B</b>	25.438	58.497	34.928	243.8	35:10.185								
<b>57</b> ASTON MARTIN DBRS9 2010 1. Romain BELLETESTE GT2B 2. Geoffrey PETER															
1	1	11:27.551 <b>B</b>	9:42.035	1:08.898	36.618		11:27.551								
2	1	2:48.322	1:15.716	1:01.230	31.376		14:15.873								
3	1	1:56.748	28.567	59.108	29.073	202.0	16:12.621								
4	1	1:52.553	26.379	57.340	28.834	223.0	18:05.174								
5	1	1:52.356	26.308	56.255	29.793	219.5	19:57.530								
6	1	1:58.759 <b>B</b>	26.285	56.458	36.016	221.0	21:56.289								
7	1	4:35.230	3:09.678	56.635	28.917		26:31.519								
8	1	1:50.508	26.159	55.338	29.011	222.0	28:22.027								
9	1	1:49.415	26.129	55.046	28.240	195.3	30:11.442								
10	1	1:48.597	25.873	<b>54.672</b>	28.052	224.5	32:00.039								
11	1	<b>1:48.286</b>	25.568	54.739	<b>27.979</b>	226.0	33:48.325								
12	1	2:11.917	<b>25.443</b>	1:16.359	30.115	224.5	36:00.242								
<b>59</b> PORSCHE 993 GT2 Evo 1998 1. Rémi TERRAIL GT2A 2. Jürg AEBERHARD															
1	2	4:55.358 <b>B</b>	2:54.324	1:17.229	43.805		4:55.358								
2	2	6:30.689	4:54.759	1:05.967	29.963		11:26.047								
3	2	1:57.009	27.104	1:00.603	29.302	184.7	13:23.056								
4	2	1:47.308	25.391	52.919	28.998	219.5	15:10.364								
5	2	1:42.723	24.441	52.232	<b>26.050</b>	221.5	16:53.087								
6	2	<b>1:42.026</b>	24.383	<b>51.396</b>	26.247	223.0	18:35.113								
7	2	1:45.130 <b>B</b>	<b>23.778</b>	51.487	29.865	221.5	20:20.243								
<b>60</b> KEILER K II 1998 1. Marc JULLY Proto A															
1	1	3:06.942	1:39.322	58.430	29.190		3:06.942								
2	1	2:17.990 <b>B</b>	26.561	1:08.204	43.225	229.2	5:24.932								
3	1	6:01.649	4:30.891	1:01.159	29.599		11:26.581								
4	1	1:49.629	25.728	56.113	27.788	225.0	13:16.210								
5	1	1:46.403	25.556	53.314	27.533	227.6	15:02.613								
6	1	1:44.619	25.001	52.399	27.219	230.8	16:47.232								
7	1	1:44.957	24.974	52.655	27.328	228.1	18:32.189								
8	1	1:43.815	24.430	52.576	26.809	230.8	20:16.004								
9	1	1:43.724	24.393	52.578	26.753	233.5	21:59.728								
10	1	<b>1:43.178</b>	24.566	<b>51.590</b>	27.022	231.9	23:42.906								
11	1	1:51.793 <b>B</b>	26.983	53.282	31.528	231.9	25:34.699								
12	1	3:34.199	2:15.075	52.608	<b>26.516</b>		29:08.898								
13	1	1:44.780	24.422	53.255	27.103	233.5	30:53.678								
14	1	1:44.971	<b>24.299</b>	53.323	27.349	232.9	32:38.649								
15	1	1:48.206	24.930	55.520	27.756	228.6	34:26.855								
16	1	1:59.499 <b>B</b>	24.741	56.650	38.108	230.2	36:26.354								
<b>61</b> TOYOTA Supra GT2 1995 1. Marc LOUAIL GT2A															
1	1	11:38.098					11:38.098								
2	1	2:06.533					13:44.631								
3	1	2:04.022					15:48.653								
4	1	5:20.467					21:09.120								
5	1	<b>1:48.379</b>					22:57.499								
<b>63</b> DODGE Viper GTS-R 1997 1. Pierre-Alain FRANCE GT2A 2. Erwin FRANCE															
1	1	2:47.793	1:12.850	1:02.416	32.527		2:47.793								
2	1	2:31.642 <b>B</b>	27.671	1:11.679	52.292	217.1	5:19.435								
3	1	6:17.422	4:45.738	1:01.711	29.973		11:36.857								
4	1	1:52.609	26.206	56.309	30.094	216.6	13:29.466								
5	1	1:55.078	28.055	58.049	28.974	225.0	15:24.544								
6	1	1:50.228	26.143	56.132	27.953	224.5	17:14.772								
7	1	1:50.195	25.369	56.532	28.294	220.0	19:04.967								
8	1	1:54.334 <b>B</b>	25.842	55.685	32.807	224.0	20:59.301								
9	1	6:03.023	4:36.708	58.203	28.112		27:02.324								
10	1	1:51.622	25.103	57.015	29.504	222.5	28:53.946								
11	1	1:52.550 <b>B</b>	25.045	<b>54.149</b>	<b>33.356</b>	225.0	30:46.496								
12	2	4:25.199	3:03.082	54.838	<b>27.279</b>		35:11.695								
13	2	<b>1:48.766</b>	<b>24.632</b>	54.594	29.540	223.5	37:00.461								
<b>67</b> PORSCHE 997 GT3 RSR 2008 1. Jean-Marc MERLIN GT2B															
1	1	16:00.052	...	1:02.102	30.139		16:00.052								
2	1	1:55.070	27.574	58.394	29.102	222.5	17:55.122								
3	1	1:49.746	25.999	55.284	28.463	224.0	19:44.868								
4	1	1:49.353	26.678	54.091	28.584	224.0	21:34.221								
5	1	1:48.420	25.577	54.610	28.233	223.5	23:22.641								
6	1	1:48.444	26.589	<b>53.616</b>	28.239	222.5	25:11.085								
7	1	<b>1:47.082</b>	25.350	54.104	<b>27.628</b>	223.5	26:58.167								
8	1	1:53.408 <b>B</b>	<b>25.241</b>	54.519	33.648	224.0	28:51.575								
<b>71</b> FERRARI 355 Challenge 1996 1. Pascal DUHAMEL INV															
1	1	11:12.945	9:33.350	1:05.769	33.826		11:12.945								
2	1	2:10.490	32.027	1:05.661	32.802	180.3	13:23.435								
3	1	2:08.827	31.672	1:04.304	32.851	183.7	15:32.262								
4	1	2:06.779	31.280	1:03.396	32.103	176.5	17:39.041								
5	1	2:10.833 <b>B</b>	30.463	1:03.746	36.624	184.7	19:49.874								
6	1	4:22.587	2:46.231	1:03.554	32.802		24:12.461								
7	1	2:07.364	31.920	1:03.579	31.865	184.4	26:19.825								
8	1	2:07.915	30.237	1:04.158	33.520	185.0	28:27.740								
9	1	2:05.530	30.789	1:02.961	31.780	178.4	30:33.270								
10	1	2:05.685	30.078	1:03.551	32.056	185.4	32:38.955								
11	1	2:03.939	<b>29.425</b>	1:03.126	<b>31.388</b>	185.7	34:42.894								
12	1	<b>2:03.829</b>	30.335	<b>1:02.003</b>	31.491	185.0	36:46.723								
<b>76</b> PORSCHE 996 GT3-RS 2005 1. Jean-Lou RIHON GT2B 2. Nick PADMORE															
1	2	4:30.726 <b>B</b>	2:38.508	1:06.934	45.284		4:30.726								
2	2	6:44.245	5:12.254	1:01.430	30.561		11:14.971								
3	2	1:51.979	28.541	55.639	27.799	181.7	13:06.950								
4	2	1:46.606	25.143	54.227	27.236	225.5	14:53.556								
5	2	1:45.221	24.681	53.309	27.231	228.1	16:38.777								
6	2	1:44.886	24.782	52.904	27.200	227.1	18:23.663								
7	2	1:44.779	<b>24.457</b>	53.276	27.046										



## ENDURANCE RACING LEGENDS HISTORIC RACING BUGATTI QUALIFYING 1

### Sector Analysis

										Personal Best		Session Best		B Crossing the finish line in pit lane	
Lap	D	Time	Sector 1	Sector 2	Sector 3	T. Spd	Elapsed	Lap	D	Time	Sector 1	Sector 2	Sector 3	T. Spd	Elapsed
13	1	1:48.182	25.559	54.500	28.123	220.5	32:57.582	3	1	2:08.457	30.660	1:04.774	33.023	188.6	14:24.216
14	1	1:55.062	28.208	57.560	29.294	223.5	34:52.644	4	1	2:07.427	29.321	1:03.705	34.401	210.2	16:31.643
15	1	1:48.434	26.265	54.131	28.038	218.1	36:41.078	5	1	2:08.012	31.409	1:01.232	35.371	179.7	18:39.655
<div style="border: 1px solid black; padding: 5px;"> <b>86</b> <small>PORSCHE 996 GT3-RS 2004</small>                      1. Michael FÖVÉNY <span style="float: right;">GT2B</span> </div>															
1	1	3:57.289	2:05.769	1:15.033	36.487		3:57.289	6	1	2:09.878 <b>B</b>	29.135	1:03.079	37.664	180.3	20:49.533
2	1	2:46.797 <b>B</b>	45.867	1:18.902	42.028	106.8	6:44.086	7	1	5:30.958	3:59.214	1:00.354	31.390		26:20.491
3	1	5:08.661	3:22.932	1:12.323	33.406		11:52.747	8	1	2:01.205	28.840	59.860	32.505	208.9	28:21.696
4	1	2:04.419	30.805	1:02.280	31.334	181.7	13:57.166	9	1	2:04.426	30.122	1:02.064	32.240	168.7	30:26.122
5	1	2:00.379	29.081	1:00.377	30.921	202.9	15:57.545	10	1	2:03.588	28.171	1:01.667	33.750	217.1	32:29.710
6	1	2:01.419	29.229	1:01.484	30.706	207.5	17:58.964	11	1	2:06.092	28.862	1:05.574	31.656	182.0	34:35.802
7	1	2:03.731 <b>B</b>	28.201	58.972	36.558	192.6	20:02.695	12	1	<b>1:58.051</b>	<b>27.805</b>	<b>59.448</b>	<b>30.798</b>	213.8	36:33.853
8	1	3:57.420	2:28.113	59.380	29.927		24:00.115	<div style="border: 1px solid black; padding: 5px;"> <b>123</b> <small>CHEVROLET Corvette Z06R 2007</small>                      1. Peter JOOS <span style="float: right;">INV</span> </div>							
9	1	1:54.498	27.079	58.129	<b>29.290</b>	206.7	25:54.613	1	1	8:26.986 <b>B</b>	6:33.277	1:16.971	36.738		8:26.986
10	1	1:55.765	27.976	58.050	29.739	198.0	27:50.378	2	1	9:02.868	7:24.980	1:04.837	33.051		17:29.854
11	1	1:53.778	26.397	57.568	29.813	218.5	29:44.156	3	1	2:03.254	29.444	1:02.482	31.328	183.3	19:33.108
12	1	1:53.033	26.586	<b>56.973</b>	29.474	221.5	31:37.189	4	1	2:00.604	28.662	1:00.877	31.065	191.9	21:33.712
13	1	1:54.033	26.785	57.636	29.612	224.0	33:31.222	5	1	1:59.817	28.039	1:00.897	30.881	198.0	23:33.529
14	1	<b>1:52.971</b>	<b>26.198</b>	57.103	29.670	220.5	35:24.193	6	1	2:02.682	31.386	1:00.489	30.807	202.0	25:36.211
<div style="border: 1px solid black; padding: 5px;"> <b>92</b> <small>ASTON MARTIN V8 Vantage GT2 2010</small>                      1. Franz WUNDERLICH <span style="float: right;">GT2B</span> </div>															
1	1	3:09.673	1:41.711	58.863	29.099		3:09.673	7	1	2:00.507	<b>27.626</b>	1:01.889	30.992	197.6	27:36.718
2	1	2:17.735 <b>B</b>	27.321	1:05.462	44.952	221.5	5:27.408	8	1	2:00.252	28.082	1:00.759	31.411	196.0	29:36.970
3	1	5:42.682	4:15.143	57.807	29.732		11:10.090	9	1	<b>1:58.697</b>	27.810	<b>59.883</b>	31.004	194.5	31:35.667
4	1	1:49.134	26.786	54.574	27.774	221.5	12:59.224	10	1	2:00.294	27.754	1:01.083	31.457	201.2	33:35.961
5	1	1:47.221	25.605	53.719	27.897	221.0	14:46.445	11	1	1:58.782	27.944	1:00.564	<b>30.274</b>	198.8	35:34.743
6	1	1:46.305	25.248	53.968	27.089	222.0	16:32.750	<div style="border: 1px solid black; padding: 5px;"> <b>153</b> <small>DODGE Viper GTS-R 2001</small>                      1. Franck MOREL <span style="float: right;">GT1B</span> </div>							
7	1	1:52.529 <b>B</b>	27.440	54.780	30.309	216.2	18:25.279	1	1	3:11.690	1:44.837	58.357	28.496		3:11.690
8	1	3:56.584	2:34.713	54.349	27.522		22:21.863	2	1	2:19.250 <b>B</b>	26.043	1:05.635	47.572	221.0	5:30.940
9	1	1:46.495	25.312	53.787	27.396	223.5	24:08.358	3	1	5:44.381	4:17.974	57.341	29.066		11:15.321
10	1	1:46.379	25.212	53.789	27.378	223.5	25:54.737	4	1	1:46.736	27.146	52.938	26.652	226.5	13:02.057
11	1	1:48.272	25.985	54.296	27.991	222.5	27:43.009	5	1	1:49.085 <b>B</b>	24.143	52.955	31.987	231.3	14:51.142
12	1	<b>1:45.382</b>	<b>25.051</b>	<b>53.493</b>	<b>26.838</b>	223.5	29:28.391	6	1	3:07.761	1:48.809	52.087	26.865		17:58.903
13	1	1:57.820 <b>B</b>	25.571	1:00.817	31.432	224.0	31:26.211	7	1	1:43.774	24.174	52.420	27.180	231.3	19:42.677
<div style="border: 1px solid black; padding: 5px;"> <b>94</b> <small>MARCOS LM500 1994</small>                      1. Stephen KEATING <span style="float: right;">GT2A</span> </div>															
1	1	5:14.940 <b>B</b>	2:57.576	1:26.235	51.129		5:14.940	8	1	1:41.453	23.821	51.556	<b>26.076</b>	230.8	21:24.130
2	1	6:24.102	4:41.006	1:10.350	32.746		11:39.042	9	1	1:48.501 <b>B</b>	24.168	53.187	31.146	231.3	23:12.631
3	1	2:04.507	30.418	1:02.240	31.849	190.0	13:43.549	10	1	6:00.925	4:35.625	56.889	28.411		29:13.556
4	1	2:01.034	28.972	1:00.974	31.088	201.6	15:44.583	11	1	1:44.200	24.185	51.970	28.045	230.2	30:57.756
5	1	2:04.370 <b>B</b>	28.283	1:00.401	35.686	196.4	17:48.953	12	1	1:41.681	<b>23.618</b>	51.650	26		



ENDURANCE RACING LEGENDS  
HISTORIC RACING BUGATTI  
QUALIFYING 1

Sector Analysis

■ Personal Best ■ Session Best **B** Crossing the finish line in pit lane

Lap	D	Time	Sector 1	Sector 2	Sector 3	T. Spd	Elapsed	Lap	D	Time	Sector 1	Sector 2	Sector 3	T. Spd	Elapsed
<b>273</b>		MORGAN Plus 8 GTR 1996													
		1. Adrian VAN DER KROFT													
		GT2A													
1	1	5:12.220 <b>B</b>	2:59.947	1:22.106	50.167		5:12.220								
2	1	6:56.118	5:09.866	1:11.504	34.748		12:08.338								
3	1	2:08.334	31.234	1:03.582	33.518	166.7	14:16.672								
4	1	<b>2:05.182</b>	<b>29.967</b>	<b>1:02.590</b>	<b>32.625</b>	181.7	16:21.854								
5	1	2:14.253 <b>B</b>	31.225	1:06.548	36.480	178.4	18:36.107								