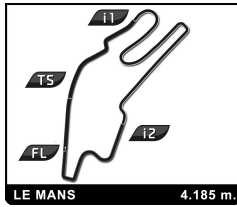


CLASSIC ENDURANCE RACING 1 HISTORIC RACING BUGATTI RACE

Sector Analysis

■ Personal Best ■ Session Best B Crossing the finish line in pit lane

Lap	D	Time	Sector 1	Sector 2	Sector 3	T. Spd	Elapsed	Lap	D	Time	Sector 1	Sector 2	Sector 3	T. Spd	Elapsed										
7	LOLA T70 Mk III B 1969							P+2L	1.Toni SEILER							2.Mirco SEILER									
	1	1	1:51.209	27.904	54.706	28.599			1:51.209	22	2	2:09.264	32.275	1:04.322	32.667		204.1	46:06.694							
	2	1	1:47.380	25.077	54.172	28.131	232.9		3:38.589	23	2	2:07.976	29.408	1:04.057	34.511		211.1	48:14.670							
	15	FORD GT40 (C) 1965							INV	1.Michael BIRCH							2.Andrew NEWALL								
		1	1	2:06.680	35.171	1:00.539	30.970				2:06.680	22	2	2:17.499	32.299			1:08.861	36.339	193.0	55:31.598				
		2	1	1:59.013	27.557	1:00.245	31.211			210.6	4:05.693	27	2	2:18.228	32.178			1:09.486	36.564	195.3	57:49.826				
		16	LOLA T212 1971							P-2L	1.Serge KRIKNOFF														
			1	1	1:58.409	30.650	58.421				29.338		1:58.409	28	2			2:19.339	33.934	1:09.597	35.808	170.7	1:00:09.165		
			2	1	1:52.024	27.213	56.494				28.317	216.2	3:50.433	29	2			2:17.497	32.353	1:09.428	35.716	196.0	1:02:26.662		
			19	CHEVRON B19 1971							P-2L	1.Rolf SIGRIST													
				1	1	2:03.452	31.593					1:00.745	31.114		2:03.452			1	1	1:52.130	26.045	56.396	29.689	213.8	20:58.093
				2	1	1:54.204	27.505					57.602	29.097	204.1	3:57.656			2	1	1:53.623	26.795	57.303	29.525	210.2	22:51.716



CLASSIC ENDURANCE RACING 1

HISTORIC RACING BUGATTI RACE

Sector Analysis

■ Personal Best
 ■ Session Best
 ■ Crossing the finish line in pit lane

Lap	D	Time	Sector 1	Sector 2	Sector 3	T. Spd	Elapsed	Lap	D	Time	Sector 1	Sector 2	Sector 3	T. Spd	Elapsed
14	1	1:55.993	B 26.637	56.997	32.359	210.2	26:40.487	7	2	1:52.753	26.336	57.695	28.722	219.5	13:06.958
15	1	3:33.924	1:59.057	1:02.973	31.894		30:14.411	8	2	1:53.118	26.495	57.601	29.022	221.0	15:00.076
16	1	2:00.965	29.654	1:00.744	30.567	202.9	32:15.376	9	2	1:52.483	26.178	56.574	29.731	221.5	16:52.559
17	1	1:56.718	27.366	58.318	31.034	207.5	34:12.094	10	2	1:51.710	26.102	56.672	28.936	221.5	18:44.269
18	1	2:10.663	33.479	1:06.361	30.823	188.2	36:22.757	11	2	1:52.567	26.119	57.128	29.320	222.5	20:36.836
19	1	1:55.740	28.047	58.697	28.996	208.9	38:18.497	12	2	1:53.442	26.317	57.543	29.582	221.0	22:30.278
20	1	1:56.196	27.400	58.735	30.061	215.2	40:14.693	13	2	1:54.514	26.590	58.214	29.710	219.0	24:24.792
21	1	2:00.049	27.369	59.228	33.452	210.6	42:14.742	14	2	1:55.838	26.682	58.507	30.649	220.0	26:20.630
22	1	2:10.464	30.443	1:05.885	34.136	193.7	44:25.206	15	2	1:58.125	28.103	59.795	30.227	213.4	28:18.755
23	1	2:09.499	30.663	1:05.657	33.179	197.6	46:34.705	16	2	1:59.850	29.648	59.475	30.727	208.4	30:18.605
24	1	2:16.811	32.469	1:08.394	35.948	183.0	48:51.516	17	2	1:59.673	B 28.473	59.366	31.834	211.5	32:18.278
25	1	2:23.767	33.784	1:12.790	37.193	176.2	51:15.283	18	2	3:27.710	1:57.242	1:00.090	30.378		35:45.988
26	1	2:23.537	33.612	1:13.067	36.858	177.7	53:38.820	19	2	1:58.248	27.594	59.752	30.902	219.5	37:44.236
27	1	2:24.869	34.743	1:13.343	36.783	170.7	56:03.689	20	2	1:57.720	27.964	1:00.105	29.651	221.5	39:41.956
28	1	2:24.857	33.207	1:13.647	38.003	177.4	58:28.546	21	2	1:58.086	27.264	59.602	31.220	220.0	41:40.042
29	1	2:30.921	35.012	1:16.779	39.130	163.9	1:00:59.467	22	2	2:07.442	B 29.928	1:02.376	35.138	197.2	43:47.484

20	PORSCHE 911 Carrera RSR 3.0 1974		GT1
	1. Rémi TERRAIL		
	2. Jürg AEBERHARD		

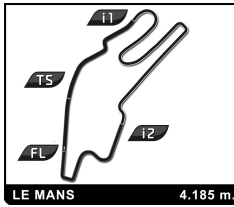
1	2	2:01.317	32.296	59.094	29.927		2:01.317
2	2	1:52.621	27.128	57.245	28.248	196.0	3:53.938
3	2	1:52.324	27.187	57.159	27.978	196.8	5:46.262
4	2	1:51.153	26.382	56.614	28.157	197.2	7:37.415
5	2	1:51.763	26.534	57.006	28.223	196.0	9:29.178
6	2	1:52.034	26.669	56.954	28.411	196.0	11:21.212
7	2	1:52.276	26.680	56.950	28.646	195.3	13:13.488
8	2	1:51.783	26.597	56.795	28.391	195.7	15:05.271
9	2	1:52.746	27.295	57.065	28.386	196.8	16:58.017
10	2	1:53.121	26.738	57.892	28.491	195.7	18:51.138
11	2	1:53.220	26.751	57.396	29.073	194.5	20:44.358
12	2	1:53.292	27.403	57.377	28.512	196.4	22:37.650
13	2	1:53.575	27.166	57.732	28.677	194.9	24:31.225
14	2	1:55.867	27.187	57.299	31.381	194.5	26:27.092
15	2	1:55.854	28.165	58.460	29.229	196.8	28:22.946
16	2	1:56.375	28.085	58.840	29.450	193.4	30:19.321
17	2	1:58.507	28.311	1:00.154	30.042	196.0	32:17.828
18	2	2:00.608	B 29.652	59.997	30.959	193.4	34:18.436
19	1	3:56.471	2:18.303	1:06.715	31.453		38:14.907
20	1	2:07.168	31.997	1:04.239	30.932	178.1	40:22.075
21	1	2:06.241	29.350	1:02.456	34.435	186.8	42:28.316
22	1	2:14.680	31.479	1:09.100	34.101	186.1	44:42.996
23	1	2:15.877	32.543	1:08.436	34.898	183.0	46:58.873
24	1	2:23.533	33.681	1:11.939	37.913	169.8	49:22.406
25	1	2:26.323	36.551	1:12.574	37.198	146.2	51:48.729
26	1	2:28.836	35.660	1:15.663	37.513	172.2	54:17.565
27	1	2:27.562	35.814	1:13.925	37.823	152.3	56:45.127
28	1	2:32.865	39.128	1:16.033	37.704	152.3	59:17.992
29	1	2:29.525	36.417	1:14.681	38.427	153.5	1:01:47.517

21	DE TOMASO Pantera 1975		GT1
	1. Detlef VON DER LIECK		
	2. Ralf KELLENERS		

1	2	1:59.018	31.412	57.902	29.704		1:59.018
2	2	1:50.917	26.044	56.146	28.727	222.0	3:49.935
3	2	1:50.675	25.972	56.035	28.668	221.5	5:40.610
4	2	1:51.396	26.037	56.344	29.015	222.0	7:32.006
5	2	1:51.230	25.973	56.631	28.626	223.0	9:23.236
6	2	1:50.969	26.027	56.303	28.639	224.0	11:14.205

23	CHEVRON B21 1972		P-2L
	1. Romain BELLETESTE		
	2. Kurt THIEL		

1	1	2:01.852	33.911	58.719	29.222		2:01.852
2	1	1:52.777	27.105	57.453	28.219	197.2	3:54.629
3	1	1:50.937	26.823	56.029	28.085	213.8	5:45.566
4	1	1:49.691	26.254	55.775	27.662	211.5	7:35.257
5	1	1:49.987	26.078	55.552	28.357	215.7	9:25.244
6	1	1:51.237	27.186	55.810	28.241	217.6	11:16.481
7	1	1:51.525	26.163	56.701	28.661	216.6	13:08.006
8	1	1:49.814	26.026	55.917	27.871	216.2	14:57.820
9	1	1:51.606	25.928	56.527	29.151	216.6	16:49.426
10	1	1:49.273	26.062	55.074	28.137	214.3	18:38.699
11	1	1:48.881	25.846	55.020	28.015	216.2	20:27.580
12	1	1:50.045	26.007	55.456	28.582	216.6	22:17.625
13	1	1:51.776	26.208	56.720	28.848	217.1	24:09.401
14	1	1:51.326	26.118	55.898	29.310	217.1	26:00.727
15	1	1:54.299	27.359	58.444	28.496	216.2	27:55.026
16	1	2:00.872	B 28.699	1:00.159	32.014	213.8	29:55.898
17	2	3:52.426	2:11.248	1:07.498	33.680		33:48.324
18	2	2:09.175	31.243	1:04.612	33.320	195.7	35:57.499
19	2	2:04.877	29.636	1:02.797	32.444	203.7	38:02.376
20	2	2:00.582	28.983	1:00.555	31.044	207.1	40:02.958
21	2	2:02.638	28.988	1:01.427	32.223	213.8	42:05.596
22	2	2:09.946	31.101	1:05.051	33.794	188.6	44:15.542
23	2	2:07.993	31.014	1:04.423	32.556	203.3	46:23.535
24	2	2:08.770	30.115	1:04.117	34.538	208.9	48:32.305
25	2	2:16.208	32.818	1:08.537	34.853	206.2	50:48.513
26	2	2:18.807	32.493	1:09.952	36.362	202.0	53:07.320
27	2	2:19.784	32.838	1:10.746	36.200	198.0	55:27.104
28	2	2:19.560	34.026	1:09.413	36.121	179.0	57:46.664
29	2	2:20.173	33.374	1:10.562	36.237	192.2	1:00:06.837
30	2	2:20.793	34.030	1:10.811	35.952	180.7	1:02:27.630

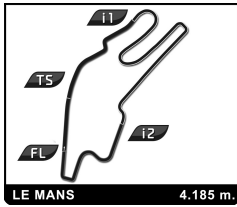


CLASSIC ENDURANCE RACING 1
HISTORIC RACING BUGATTI
RACE

Sector Analysis

Personal Best Session Best B Crossing the finish line in pit lane

Lap	D	Time	Sector 1	Sector 2	Sector 3	T. Spd	Elapsed	Lap	D	Time	Sector 1	Sector 2	Sector 3	T. Spd	Elapsed	
28		Porsche 911 S 2.4 1973 1. Laurent RICAUD GT1														
1	1	2:29.005	45.916	1:08.505	34.584		2:29.005	27	1	2:26.812	37.072	1:12.429	37.311	178.7	58:54.133	
2	1	2:16.240	32.163	1:09.240	34.837	168.9	4:45.245	28	1	2:23.619	34.414	1:12.310	36.895	166.7	1:01:17.752	
3	1	2:17.659	32.742	1:09.813	35.104	167.2	7:02.904	32							Chevron B8 1968 1. Henrique GEMPERLE 2. Marc de SIEBENTHAL P-2L	
4	1	2:18.531	32.435	1:11.067	35.029	167.5	9:21.435	1	2	2:02.931	33.016	1:00.068	29.847		2:02.931	
5	1	2:20.187	33.906	1:09.469	36.812	166.7	11:41.622	2	2	1:54.290	26.972	57.731	29.587	202.5	3:57.221	
6	1	2:17.910	33.531	1:09.809	34.570	167.5	13:59.532	3	2	1:56.074	27.893	57.767	30.414	202.0	5:53.295	
7	1	2:16.614	32.336	1:09.892	34.386	169.5	16:16.146	4	2	1:54.690	27.331	57.102	30.257	200.4	7:47.985	
8	1	2:14.607	32.223	1:08.022	34.362	168.7	18:30.753	5	2	1:55.202	27.137	57.973	30.092	203.7	9:43.187	
9	1	2:17.376	33.645	1:09.243	34.488	162.8	20:48.129	6	2	1:54.734	27.234	57.458	30.042	201.6	11:37.921	
10	1	2:16.163	32.307	1:09.692	34.164	169.2	23:04.292	7	2	1:54.174	27.030	58.215	28.929	201.2	13:32.095	
11	1	2:14.818	31.951	1:08.783	34.084	166.9	25:19.110	8	2	1:52.714	26.333	57.364	29.017	202.5	15:24.809	
12	1	2:13.996	31.847	1:08.007	34.142	170.7	27:33.106	9	2	1:52.390	26.623	56.826	28.941	203.3	17:17.199	
13	1	2:16.673	32.347	1:09.195	35.131	168.4	29:49.779	10	2	1:53.067	26.591	57.780	28.696	202.9	19:10.266	
14	1	2:17.785	32.800	1:09.532	35.453	169.5	32:07.564	11	2	1:52.883	26.584	57.169	29.130	202.9	21:03.149	
15	1	3:37.445	1:50.219	1:09.664	37.562		35:45.009	12	2	1:54.288	27.224	57.811	29.253	203.3	22:57.437	
16	1	2:19.047	32.196	1:09.775	37.076	168.7	38:04.056	13	2	1:54.095	27.214	57.692	29.189	202.0	24:51.532	
17	1	2:17.911	33.481	1:09.548	34.882	169.2	40:21.967	14	2	1:54.873	27.380	57.992	29.501	205.0	26:46.405	
18	1	2:19.361	32.734	1:09.623	37.004	166.1	42:41.328	15	2	1:56.517	27.887	59.003	29.627	199.6	28:42.922	
19	1	2:26.065	35.462	1:14.293	36.310	165.3	45:07.393	16	2	1:59.674	27.917	59.415	32.342	200.4	30:42.596	
20	1	2:22.042	33.212	1:11.537	37.293	169.2	47:29.435	17	1	3:43.858	2:05.704	1:04.819	33.335		34:26.454	
21	1	2:27.947	35.025	1:14.569	38.353	165.6	49:57.382	18	1	2:05.509	29.859	1:03.674	31.976	192.6	36:31.963	
22	1	2:31.760	35.928	1:16.993	38.839	164.7	52:29.142	19	1	2:02.713	29.126	1:01.263	32.324	194.5	38:34.676	
23	1	2:33.504	36.383	1:17.294	39.827	163.9	55:02.646	20	1	2:00.803	28.702	1:01.268	30.833	196.8	40:35.479	
24	1	2:35.207	36.150	1:19.177	39.880	165.6	57:37.853	21	1	2:03.452	28.278	1:00.856	34.318	197.2	42:38.931	
25	1	2:37.478	36.865	1:20.418	40.195	165.3	1:00:15.331	22	1	2:12.272	31.558	1:06.576	34.138	191.5	44:51.203	
30		Porsche 911 Carrera RSR 3.0 1975 1. Malte MÜLLER-WREDE GT1														
1	1	2:08.363	36.227	1:01.104	31.032		2:08.363	23	1	2:11.218	30.952	1:05.716	34.550	191.9	47:02.421	
2	1	2:00.821	28.679	1:01.086	31.056	192.6	4:09.184	24	1	2:21.656	31.510	1:14.144	36.002	191.9	49:24.077	
3	1	2:00.327	28.503	1:00.816	31.008	190.4	6:09.511	25	1	2:22.957	34.214	1:11.850	36.893	181.7	51:47.034	
4	1	2:00.025	28.997	1:00.135	30.893	190.8	8:09.536	26	1	2:33.712	42.561	1:13.849	37.302	186.8	54:20.746	
5	1	2:00.166	28.856	1:00.603	30.707	190.8	10:09.702	27	1	2:26.095	34.560	1:14.104	37.431	183.3	56:46.841	
6	1	1:59.522	28.824	1:00.332	30.366	188.6	12:09.224	28	1	2:24.661	35.090	1:12.481	37.090	168.4	59:11.502	
7	1	2:00.555	28.942	1:01.055	30.558	190.0	14:09.779	29	1	2:26.040	34.345	1:13.852	37.843	182.3	1:01:37.542	
8	1	2:01.671	28.887	1:01.705	31.079	192.2	16:11.450	35							Lola T212 1970 1. Armand MILLE P-2L	
9	1	1:59.871	28.757	1:01.017	30.097	188.2	18:11.321	1	1	1:56.601	29.988	57.620	28.993		1:56.601	
10	1	2:01.473	28.528	1:01.342	31.603	194.5	20:12.794	2	1	1:51.484	26.324	56.208	28.952	213.8	3:48.085	
11	1	2:04.305	28.704	1:01.408	34.193	194.1	22:17.099	3	1	1:51.272	25.822	56.643	28.807	212.0	5:39.357	
12	1	2:01.389	29.235	1:00.915	31.239	188.9	24:18.488	4	1	1:51.119	26.602	55.973	28.544	211.1	7:30.476	
13	1	2:03.775	29.752	1:02.271	31.752	196.4	26:22.263	5	1	1:50.259	25.558	56.024	28.677	211.5	9:20.735	
14	1	2:00.490	28.798	1:01.200	30.492	192.2	28:22.753	6	1	1:48.942	25.717	55.024	28.201	211.5	11:09.677	
15	1	2:04.939	30.971	1:02.595	31.373	182.3	30:27.692	7	1	1:49.670	26.241	55.387	28.042	212.9	12:59.347	
16	1	2:02.945	30.431	1:01.824	30.690	186.1	32:30.637	8	1	1:50.050	25.481	56.012	28.557	212.4	14:49.397	
17	1	2:04.865	30.728	1:02.996	31.141	186.8	34:35.502	9	1	2:01.370	25.768	1:03.509	32.093	213.8	16:50.767	
18	1	2:03.753	29.724	1:02.453	31.576	188.6	36:39.255	10	1	4:24.529	2:59.809	56.193	28.527		21:15.296	
19	1	2:01.882	29.025	1:01.472	31.385	188.6	38:41.137	11	1	1:50.573	26.012	56.069	28.492	214.3	23:05.869	
20	1	2:06.422	29.229	1:00.820	36.373	189.7	40:47.559	12	1	1:49.593	26.115	55.456	28.022	215.2	24:55.462	
21	1	4:05.394	2:26.024	1:06.239	33.131		44:52.953	13	1	1:51.088	26.110	56.030	28.948	213.8	26:46.550	
22	1	2:09.909	31.272	1:04.674	33.963	187.5	47:02.862	14	1	1:54.172	26.661	57.726	29.785	213.4	28:40.722	
23	1	2:18.049	32.337	1:09.730	35.982	191.1	49:20.911	15	1	1:57.400	27.496	59.587	30.317	212.0	30:38.122	
24	1	2:20.744	34.723	1:10.320	35.701	150.2	51:41.655	16	1	1:57.308	27.885	59.356	30.067	209.7	32:35.430	
25	1	2:21.870	33.956	1:12.309	35.605	186.8	54:03.525	17	1	1:57.551	27.380	58.927	31.244	210.6	34:32.981	
26	1	2:23.796	34.033	1:12.914	36.849	186.8	56:27.321	18	1	3:18.494					37:51.475	
								19	1	1:53.718					39:45.193	
								20	1	1:52.611					41:37.804	



CLASSIC ENDURANCE RACING 1 HISTORIC RACING BUGATTI RACE

Sector Analysis

Personal Best Session Best B Crossing the finish line in pit lane

Lap	D	Time	Sector 1	Sector 2	Sector 3	T. Spd	Elapsed	Lap	D	Time	Sector 1	Sector 2	Sector 3	T. Spd	Elapsed
21	1	2:00.914					43:38.718	27	1	2:27.532	35.388	1:14.487	37.657	165.6	1:01:36.617
22	1	2:35.466					46:14.184								
23	1	2:30.903					48:45.087								
24	1	2:19.928					51:05.015								
25	1	2:20.196					53:25.211								
26	1	2:21.859					55:47.070								
27	1	2:22.651					58:09.721								
28	1	2:20.833					1:00:30.554								

39 PORSCHE 911 Carrera RSR 2.8 1973
1.Olivier BARRET GT1
2.Sébastien CRUBILE

1	2	2:03.955	33.441	1:00.352	30.162		2:03.955
2	2	1:54.475	27.247	57.706	29.522	200.4	3:58.430
3	2	1:55.569	27.095	58.753	29.721	198.4	5:53.999
4	2	1:55.289	27.937	57.746	29.606	200.8	7:49.288
5	2	1:54.620	27.120	57.796	29.704	200.4	9:43.908
6	2	1:54.286	27.295	57.451	29.540	200.0	11:38.194
7	2	1:56.161	27.316	58.673	30.172	200.0	13:34.355
8	2	1:55.185	26.991	57.641	30.553	200.8	15:29.540
9	2	1:54.594	27.954	57.467	29.173	201.6	17:24.134
10	2	1:54.291	27.223	57.476	29.592	197.6	19:18.425
11	2	1:54.868	27.493	57.652	29.723	193.7	21:13.293
12	2	1:55.990	27.580	58.956	29.454	196.4	23:09.283
13	2	1:55.171	27.474	58.201	29.496	198.8	25:04.454
14	2	1:55.654	27.481	58.277	29.896	197.6	27:00.108
15	2	2:00.831	28.452	1:01.433	30.946	194.5	29:00.939
16	2	2:02.647 B	28.750	1:00.656	33.241	195.7	31:03.586
17	1	7:07.169 B	1:57.141	1:11.926	3:58.102		38:10.755

45 CHEVRON B8 1969
1.Pierre AVIRON-VIOLET P-2L

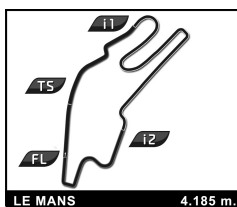
1	1	2:12.949	38.523	1:02.947	31.479		2:12.949
2	1	2:02.108	29.123	1:01.799	31.186	194.9	4:15.057
3	1	2:03.087	28.951	1:02.264	31.872	195.3	6:18.144
4	1	2:03.226	29.437	1:02.567	31.222	193.7	8:21.370
5	1	2:03.039	29.007	1:02.592	31.440	194.1	10:24.409
6	1	2:03.865	28.777	1:03.132	31.956	194.5	12:28.274
7	1	2:02.975	29.113	1:02.622	31.240	191.5	14:31.249
8	1	2:04.684	29.097	1:04.471	31.116	196.0	16:35.933
9	1	2:04.511	28.902	1:03.304	32.305	196.0	18:40.444
10	1	2:02.514	28.970	1:02.361	31.183	197.2	20:42.958
11	1	2:04.589	29.112	1:03.703	31.774	194.5	22:47.547
12	1	2:03.175	29.183	1:02.601	31.391	193.4	24:50.722
13	1	2:08.448 B	29.203	1:01.940	37.305	197.2	26:59.170
14	1	3:53.296	2:07.703	1:09.285	36.308		30:52.466
15	1	2:20.144	33.323	1:11.728	35.093	174.6	33:12.610
16	1	2:17.496	33.124	1:08.956	35.416	173.4	35:30.106
17	1	2:17.789	33.488	1:09.604	34.697	179.3	37:47.895
18	1	2:13.280	31.813	1:07.042	34.425	181.3	40:01.175
19	1	2:14.866	33.132	1:06.249	35.485	183.7	42:16.041
20	1	2:21.028	32.691	1:12.518	35.819	180.3	44:37.069
21	1	2:18.341	33.372	1:09.389	35.580	179.0	46:55.410
22	1	2:24.929	34.016	1:13.555	37.358	168.1	49:20.339
23	1	2:24.187	34.574	1:12.758	36.855	156.6	51:44.526
24	1	2:26.534	34.176	1:14.571	37.787	173.4	54:11.060
25	1	2:28.356	34.751	1:15.134	38.471	173.1	56:39.416
26	1	2:29.669	35.783	1:15.752	38.134	159.9	59:09.085

46 PORSCHE 911 RS 2.7 1973
1.Alice BOURIEZ GT1

1	1	2:26.840	45.249	1:07.175	34.416		2:26.840
2	1	2:11.655	31.853	1:06.098	33.704	166.1	4:38.495
3	1	2:09.848	31.573	1:05.106	33.169	165.6	6:48.343
4	1	2:08.797	31.407	1:04.454	32.936	165.8	8:57.140
5	1	2:08.927	31.779	1:04.365	32.783	165.0	11:06.067
6	1	2:12.096	31.966	1:05.844	34.286	168.9	13:18.163
7	1	2:12.478	30.824	1:05.944	35.710	169.2	15:30.641
8	1	2:10.744	31.924	1:04.952	33.868	170.4	17:41.385
9	1	2:07.298	30.632	1:04.276	32.390	173.7	19:48.683
10	1	2:09.389	31.357	1:04.250	33.782	168.4	21:58.072
11	1	2:09.297	31.186	1:04.999	33.112	171.0	24:07.369
12	1	2:10.016	31.348	1:04.564	34.104	165.8	26:17.385
13	1	2:12.566 B	31.345	1:04.820	36.401	166.4	28:29.951
14	1	3:53.548	2:12.514	1:06.952	34.082		32:23.499
15	1	2:11.453	32.121	1:05.442	33.890	163.9	34:34.952
16	1	2:11.590	32.720	1:04.793	34.077	161.2	36:46.542
17	1	2:26.012	31.771	1:20.310	33.931	164.7	39:12.554
18	1	2:11.662	31.966	1:05.999	33.697	162.3	41:24.216
19	1	2:13.577	31.875	1:05.895	35.807	165.0	43:37.793
20	1	2:20.391	35.608	1:10.048	34.735	161.8	45:58.184
21	1	2:41.083	32.960	1:08.165	59.958	164.2	48:39.267
22	1	2:46.752	54.120	1:14.379	38.253	154.0	51:26.019
23	1	2:28.124	36.114	1:13.695	38.315	156.9	53:54.143
24	1	2:28.149	35.711	1:13.811	38.627	155.7	56:22.292
25	1	2:31.972	39.637	1:13.800	38.535	157.1	58:54.264
26	1	2:31.415	36.645	1:15.386	39.384	155.7	1:01:25.679

49 PORSCHE 911 Carrera RS 3.0 1974
1.Christophe FLORIN GT1

1	1	2:20.979	40.872	1:07.018	33.089		2:20.979
2	1	2:08.374	30.379	1:05.308	32.687	184.0	4:29.353
3	1	2:14.596	31.936	1:08.535	34.125	184.0	6:43.949
4	1	2:08.954	30.364	1:05.214	33.376	183.3	8:52.903
5	1	2:11.632	29.948	1:07.234	34.450	186.4	11:04.535
6	1	2:15.052	30.429	1:11.358	33.265	187.1	13:19.587
7	1	2:11.759	30.517	1:06.836	34.406	186.4	15:31.346
8	1	2:09.759	30.370	1:05.139	34.250	189.3	17:41.105
9	1	2:09.672	30.080	1:06.848	32.744	187.5	19:50.777
10	1	2:08.526	30.823	1:04.228	33.475	185.7	21:59.303
11	1	2:16.401	30.665	1:08.351	37.385	180.3	24:15.704
12	1	2:13.745	31.679	1:07.774	34.292	182.7	26:29.449
13	1	2:13.208	31.092	1:06.794	35.322	181.3	28:42.657
14	1	2:19.389 B	33.189	1:08.153	38.407	165.8	31:02.046
15	1	2:49.600 B	1:00.507	1:10.690	38.403		33:51.646
16	1	3:44.852	2:01.393	1:08.450	35.009		37:36.498
17	1	2:22.019	34.243	1:12.094	35.682	167.5	39:58.517
18	1	2:20.629	31.966	1:11.876	36.787	174.9	42:19.146
19	1	2:40.602	35.523	1:13.777	51.302	156.6	44:59.748
20	1	2:27.982	37.021	1:13.288	37.673	152.3	47:27.730
21	1	2:34.809	36.214	1:19.121	39.474	148.6	50:02.539
22	1	2:33.945	37.181	1:17.820	38.944	147.1	52:36.484
23	1	2:36.232	40.015	1:17.862	38.355	135.2	55:12.716
24	1	2:33.227	36.472	1:17.198	39.557	151.1	57:45.943



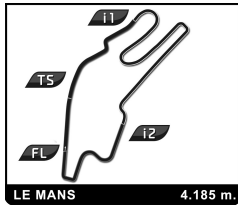
CLASSIC ENDURANCE RACING 1

HISTORIC RACING BUGATTI RACE

Sector Analysis

■ Personal Best ■ Session Best B Crossing the finish line in pit lane

Lap	D	Time	Sector 1	Sector 2	Sector 3	T. Spd	Elapsed	Lap	D	Time	Sector 1	Sector 2	Sector 3	T. Spd	Elapsed
25	1	2:34.516	39.618	1:16.263	38.635	129.8	1:00:20.459	23	1	2:11.447	31.252	1:06.453	33.742	198.4	46:30.920
53 PORSCHE 911 Carrera RSR 3.0 1974 1. Maurizio FRATTI GT1 2. Andrea CABIANCA								61 CHEVROLET Corvette C3 1969 1. Olivier BOUGRAT GT1 2. Bruno VIEREN							
1	2	2:07.216	35.523	1:00.598	31.095		2:07.216	1	1	2:24.324	44.344	1:06.474	33.506		2:24.324
2	2	1:59.103	27.940	1:00.317	30.846	202.0	4:06.319	2	1	2:08.144	30.160	1:05.200	32.784	195.3	4:32.468
3	2	2:00.101	28.074	1:00.659	31.368	200.4	6:06.420	3	1	2:09.338	30.007	1:05.944	33.387	208.9	6:41.806
4	2	2:00.823	28.929	1:00.879	31.015	197.6	8:07.243	4	1	2:10.260	30.082	1:06.873	33.305	190.4	8:52.066
5	2	2:00.363	27.878	1:00.940	31.545	200.4	10:07.606	5	1	2:10.850	29.911	1:06.671	34.268	196.0	11:02.916
6	2	1:59.960	27.970	1:00.279	31.711	198.4	12:07.566	6	1	2:14.391	30.396	1:09.956	34.039	197.6	13:17.307
7	2	2:01.287	28.949	1:00.900	31.438	199.2	14:08.853	7	1	2:11.834	29.891	1:07.426	34.517	199.6	15:29.141
8	2	1:59.707	28.294	1:00.259	31.154	200.4	16:08.560	8	1	2:09.190	30.563	1:05.180	33.447	194.5	17:38.331
9	2	1:59.097	28.605	59.683	30.809	199.2	18:07.657	9	1	2:08.772	30.858	1:05.027	32.887	210.2	19:47.103
10	2	1:58.752	27.800	59.620	31.332	198.8	20:06.409	10	1	2:11.134	30.412	1:06.242	34.480	197.6	21:58.237
11	2	2:02.885	28.652	1:01.810	32.423	200.0	22:09.294	11	1	2:16.554	30.643	1:07.721	38.190	196.8	24:14.791
12	2	2:05.098	29.625	1:03.258	32.215	188.2	24:14.392	12	1	2:11.861	30.415	1:07.838	33.608	183.7	26:26.652
13	2	2:01.659	28.522	1:00.919	32.218	198.0	26:16.051	13	1	2:09.838	30.933	1:06.104	32.801	197.2	28:36.490
14	2	2:01.486	28.648	1:01.783	31.055	196.4	28:17.537	14	1	2:21.169	33.437	1:08.921	38.811	194.1	30:57.659
15	2	2:07.327	31.423	1:03.981	31.923	193.7	30:24.864	15	1	4:13.221	2:21.140	1:14.648	37.433		35:10.880
16	2	2:05.066	29.500	1:02.844	32.722	198.4	32:29.930	16	1	2:24.566	34.705	1:12.300	37.561	174.0	37:35.446
17	1	3:48.714	2:07.976	1:08.747	31.991		36:18.644	17	1	2:22.057	34.410	1:12.338	35.309	178.1	39:57.503
18	1	2:04.327	29.879	1:03.582	30.866	193.0	38:22.971	18	1	2:20.053	31.780	1:10.666	37.607	182.7	42:17.556
19	1	2:02.740	29.189	1:02.839	30.712	196.8	40:25.711	19	1	2:23.219	33.058	1:14.144	36.017	175.2	44:40.775
20	1	2:16.983	29.911	1:04.012	43.060	201.6	42:42.694	20	1	2:24.170	34.939	1:11.594	37.637	180.3	47:04.945
21	1	2:20.908	34.632	1:11.078	35.198	169.8	45:03.602	21	1	2:27.080	33.598	1:14.616	38.866	175.8	49:32.025
22	1	2:16.120	31.939	1:08.410	35.771	194.9	47:19.722	22	1	2:36.586	36.348	1:20.390	39.848	163.6	52:08.611
23	1	2:20.244	32.406	1:10.713	37.125	192.2	49:39.966	23	1	2:38.848	38.920	1:19.377	40.551	156.2	54:47.459
24	1	2:21.882	32.870	1:12.689	36.323	196.4	52:01.848	24	1	2:39.592	37.794	1:21.351	40.447	160.5	57:27.051
25	1	2:34.882	40.462	1:15.519	38.901	193.0	54:36.730	25	1	2:45.064	38.917	1:23.284	42.863	148.6	1:00:12.115
26	1	2:31.297	35.572	1:17.281	38.444	155.7	57:08.027								
27	1	2:30.854	35.776	1:15.624	39.454	149.1	59:38.881								
28	1	2:28.700	34.778	1:15.683	38.239	166.7	1:02:07.581								
57 LOLA T70 Mk III 1967 1. Christophe GADAIS P+2L								64 FORD GT40 (C) 1969 1. Jean-Marc MERLIN INV 2. Yvan MAHE							
1	1	2:00.509	31.878	58.507	30.124		2:00.509	1	2	2:01.421	32.716	58.527	30.178		2:01.421
2	1	1:51.858	26.123	56.769	28.966	231.3	3:52.367	2	2	1:55.152	26.772	59.182	29.198	221.0	3:56.573
3	1	1:50.728	25.632	56.397	28.699	230.8	5:43.095	3	2	1:56.071	26.763	58.910	30.398	221.5	5:52.644
4	1	1:50.347	25.418	55.818	29.111	234.6	7:33.442	4	2	1:54.726	27.262	57.257	30.207	219.0	7:47.370
5	1	1:51.439	25.825	57.040	28.574	234.0	9:24.881	5	2	1:54.593	26.883	57.901	29.809	219.0	9:41.963
6	1	1:51.095	26.954	55.603	28.538	209.7	11:15.976	6	2	1:54.739	26.788	57.674	30.277	221.0	11:36.702
7	1	1:51.521	26.044	56.880	28.597	230.8	13:07.497	7	2	1:56.905	27.722	59.466	29.717	214.3	13:33.607
8	1	1:49.598	25.222	55.491	28.885	238.0	14:57.095	8	2	1:54.317	26.726	57.545	30.046	222.0	15:27.924
9	1	1:51.950	25.643	56.782	29.525	231.9	16:49.045	9	2	1:53.155	26.621	57.095	29.439	220.5	17:21.079
10	1	1:48.911	25.167	55.045	28.699	234.0	18:37.956	10	2	1:54.206	26.595	57.875	29.736	217.6	19:15.285
11	1	1:49.142	25.302	55.267	28.573	234.6	20:27.098	11	2	1:54.064	26.545	57.474	30.045	223.0	21:09.349
12	1	1:50.070	25.316	55.885	28.869	235.7	22:17.168	12	2	1:55.132	27.332	57.911	29.889	206.2	23:04.481
13	1	1:51.871	26.243	56.901	28.727	234.0	24:09.039	13	2	1:55.552	27.136	58.419	29.997	219.0	25:00.033
14	1	2:05.525	25.571	56.500	43.454	227.6	26:14.564	14	2	2:00.757	27.631	58.350	34.776	221.5	27:00.790
15	1	1:54.853	26.681	58.847	29.325	232.9	28:09.417	15	1	4:35.854	2:59.486	1:03.599	32.769		31:36.644
16	1	2:00.603	27.042	1:00.554	33.007	224.5	30:10.020	16	1	2:05.000	30.274	1:03.167	31.559	215.2	33:41.644
17	1	3:56.441	2:24.912	1:01.193	30.336		34:06.461	17	1	2:01.948	28.977	1:00.421	32.550	218.1	35:43.592
18	1	2:03.295	29.708	1:02.181	31.406	208.0	36:09.756	18	1	1:57.448	27.785	59.048	30.615	223.5	37:41.040
19	1	1:59.705	27.727	1:01.374	30.604	213.4	38:09.461	19	1	1:57.730	28.476	58.841	30.413	226.0	39:38.770
20	1	1:57.928	27.552	1:00.227	30.149	224.0	40:07.389								
21	1	2:00.291	27.303	59.986	33.002	226.0	42:07.680								
22	1	2:11.793	30.812	1:06.688	34.293	189.3	44:19.473								



CLASSIC ENDURANCE RACING 1
HISTORIC RACING BUGATTI
RACE

Sector Analysis

■ Personal Best ■ Session Best B Crossing the finish line in pit lane

Lap	D	Time	Sector 1	Sector 2	Sector 3	T. Spd	Elapsed	Lap	D	Time	Sector 1	Sector 2	Sector 3	T. Spd	Elapsed
20	1	1:57.658	27.582	59.161	30.915	225.5	41:36.428	18	1	2:00.473 B	28.490	59.641	32.342	219.0	33:10.397
21	1	2:03.342	28.733	1:01.211	33.398	219.5	43:39.770	19	1	3:26.227	1:55.730	59.988	30.509		36:36.624
22	1	2:06.034	30.947	1:02.943	32.144	209.7	45:45.804	20	1	1:56.298	27.756	58.501	30.041	224.0	38:32.922
23	1	2:37.222 B	29.437	1:30.139	37.646	219.5	48:23.026	21	1	1:56.770	28.188	59.532	29.050	216.6	40:29.692

69 FORD GT40 1965
1. Mr JOHN OF B
2. Soheil AYARI

Lap	D	Time	Sector 1	Sector 2	Sector 3	T. Spd	Elapsed
1	1	1:55.456	29.120	56.635	29.701		1:55.456
2	1	1:51.218	26.023	56.222	28.973	223.5	3:46.674
3	1	1:52.954	26.404	56.914	29.636	220.0	5:39.628
4	1	1:51.758	26.106	56.549	29.103	222.0	7:31.386
5	1	1:50.580	25.860	56.359	28.361	223.5	9:21.966
6	1	1:50.012	25.810	55.782	28.420	222.5	11:11.978
7	1	1:49.985	25.985	55.696	28.304	223.0	13:01.963
8	1	1:50.029	25.541	56.195	28.293	224.0	14:51.992
9	1	1:49.389	25.651	55.692	28.046	217.6	16:41.381
10	1	1:50.700	25.415	56.999	28.286	223.5	18:32.081
11	1	1:50.475	25.696	56.460	28.319	223.0	20:22.556
12	1	1:52.138	26.064	56.374	29.700	223.5	22:14.694
13	1	1:52.992	25.961	57.932	29.099	223.5	24:07.686
14	1	1:52.090	26.232	56.658	29.200	221.5	25:59.776
15	1	1:58.517 B	27.953	58.114	32.450	220.0	27:58.293
16	2	3:43.599	2:08.962	1:03.629	31.008		31:41.892
17	2	2:00.148	28.462	1:00.802	30.884	218.1	33:42.040
18	2	2:00.850	28.143	58.836	33.871	223.0	35:42.890
19	2	1:56.271	27.559	59.286	29.426	218.1	37:39.161
20	2	1:55.520	28.078	58.055	29.387	222.0	39:34.681
21	2	1:53.991	27.460	57.143	29.388	223.0	41:28.672
22	2	1:59.725	27.728	58.747	33.250	226.0	43:28.397
23	2	2:07.576	30.478	1:05.060	32.038	215.2	45:35.973
24	2	2:05.542	29.011	1:02.182	34.349	227.1	47:41.515
25	2	2:16.686	31.973	1:09.670	35.043	194.5	49:58.201
26	2	2:16.674	32.471	1:08.683	35.520	184.7	52:14.875
27	2	2:19.933	33.058	1:10.519	36.356	193.0	54:34.808
28	2	2:18.048	32.261	1:10.146	35.641	195.3	56:52.856
29	2	2:19.200	33.154	1:10.575	35.471	201.6	59:12.056
30	2	2:18.285	32.765	1:09.902	35.618	205.4	1:01:30.341

70 LOLA T70 Mk III B 1969
1. Pierre-Alain FRANCE

Lap	D	Time	Sector 1	Sector 2	Sector 3	T. Spd	Elapsed
1	1	1:52.356	27.406	56.524	28.426		1:52.356
2	1	1:50.620	25.927	56.218	28.475	224.0	3:42.976
3	1	1:49.500	25.466	55.803	28.231	226.0	5:32.476
4	1	1:49.557	25.142	55.720	28.695	227.6	7:22.033
5	1	1:49.637	26.133	55.298	28.206	233.5	9:11.670
6	1	1:48.028	25.075	55.082	27.871	228.6	10:59.698
7	1	1:48.299	25.372	55.057	27.870	227.1	12:47.997
8	1	1:50.444	25.645	55.165	29.634	237.4	14:38.441
9	1	1:49.150	25.767	55.162	28.221	236.3	16:27.591
10	1	1:48.885	25.877	55.186	27.822	217.6	18:16.476
11	1	1:47.540	24.956	54.739	27.845	226.0	20:04.016
12	1	1:48.475	25.339	55.153	27.983	229.2	21:52.491
13	1	1:48.944	25.170	55.487	28.287	229.2	23:41.435
14	1	1:49.472	25.724	55.817	27.931	230.8	25:30.907
15	1	1:50.094	25.282	55.874	28.938	227.1	27:21.001
16	1	1:53.697	27.248	57.336	29.113	221.0	29:14.698
17	1	1:55.226	27.600	57.708	29.918	219.0	31:09.924

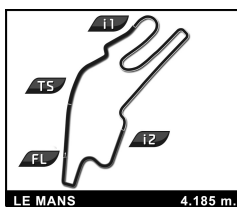
Lap	D	Time	Sector 1	Sector 2	Sector 3	T. Spd	Elapsed
22	1	1:57.220	27.066	58.440	31.714	217.1	42:26.912
23	1	2:07.266	29.857	1:05.132	32.277	208.0	44:34.178
24	1	2:04.904	29.674	1:03.351	31.879	212.4	46:39.082
25	1	2:07.708	29.711	1:03.602	34.395	210.2	48:46.790
26	1	2:16.348	33.518	1:07.950	34.880	178.4	51:03.138
27	1	2:14.385	31.429	1:07.932	35.024	201.2	53:17.523
28	1	2:30.632	45.752	1:09.259	35.621	189.3	55:48.155
29	1	2:18.493	32.606	1:09.825	36.062	199.6	58:06.648
30	1	2:18.846	33.013	1:09.872	35.961	196.4	1:00:25.494

76 LOLA T70 Mk III B 1969
1. Eric MESTDAGH

Lap	D	Time	Sector 1	Sector 2	Sector 3	T. Spd	Elapsed
1	1	1:59.814	30.994	58.911	29.909		1:59.814
2	1	1:51.882	26.574	56.419	28.889	224.5	3:51.696
3	1	1:50.403	25.668	56.214	28.521	226.5	5:42.099
4	1	1:50.572	25.947	55.638	28.987	224.0	7:32.671
5	1	1:50.981	25.726	56.613	28.642	228.1	9:23.652
6	1	1:50.881	26.155	56.092	28.634	211.5	11:14.533
7	1	1:49.704	25.429	55.620	28.655	228.1	13:04.237
8	1	1:48.980	25.411	55.441	28.128	225.0	14:53.217
9	1	1:49.600	25.624	55.633	28.343	221.5	16:42.817
10	1	1:49.714	25.495	55.987	28.232	225.5	18:32.531
11	1	1:50.709	25.767	56.357	28.585	228.6	20:23.240
12	1	1:51.659	25.766	56.336	29.557	226.5	22:14.899
13	1	1:50.562	26.121	55.871	28.570	227.1	24:05.461
14	1	1:50.680	25.929	55.336	29.415	224.5	25:56.141
15	1	1:52.773	26.926	56.580	29.267	215.2	27:48.914
16	1	1:54.039	26.558	57.917	29.564	221.5	29:42.953
17	1	1:57.488 B	27.405	58.364	31.719	221.5	31:40.441
18	1	3:14.702	1:47.000	57.814	29.888		34:55.143
19	1	1:53.318	26.656	57.156	29.506	219.5	36:48.461
20	1	1:50.757	26.160	55.495	29.102	225.5	38:39.218
21	1	1:52.095	26.257	56.659	29.179	225.0	40:31.313
22	1	2:04.704	25.921	58.289	40.494	223.5	42:36.017
23	1	2:07.571	31.291	1:03.104	33.176	191.1	44:43.588
24	1	2:05.062	29.932	1:03.129	32.001	217.1	46:48.650
25	1	2:10.715	29.744	1:05.630	35.341	212.9	48:59.365
26	1	2:15.026	31.938	1:07.507	35.581	204.1	51:14.391

77 LOLA T70 Mk II 1966
1. Alfred MOSER

Lap	D	Time	Sector 1	Sector 2	Sector 3	T. Spd	Elapsed
1	1	2:22.107	43.823	1:05.363	32.921		2:22.107
2	1	2:08.310	31.362	1:04.518	32.430	178.7	4:30.417
3	1	2:05.490	29.755	1:03.822	31.913	200.0	6:35.907
4	1	2:05.070	30.304	1:02.811	31.955	196.8	8:40.977
5	1	2:04.145	29.790	1:02.603	31.752	189.3	10:45.122
6	1	2:07.650	29.544	1:04.037	34.069	200.4	12:52.772
7	1	2:11.042	31.032	1:07.626	32.384	186.8	15:03.814
8	1	2:06.188	30.633	1:03.865	31.690	186.1	17:10.002
9	1	2:11.540	30.733	1:07.457	33.350	201.2	19:21.542
10	1	2:07.142	30.976	1:03.679	32.487	188.6	21:28.684
11	1	2:07.676	30.867	1:04.600	32.209	187.1	23:36.360
12	1	2:07.377	32.096	1:03.179	32.102	180.3	25:43.737



CLASSIC ENDURANCE RACING 1

HISTORIC RACING BUGATTI RACE

Sector Analysis

Personal Best Session Best B Crossing the finish line in pit lane

Lap	D	Time	Sector 1	Sector 2	Sector 3	T. Spd	Elapsed	Lap	D	Time	Sector 1	Sector 2	Sector 3	T. Spd	Elapsed
13	1	2:07.898	31.246	1:03.905	32.747	187.9	27:51.635	16	2	3:31.758	2:01.170	1:00.780	29.808		32:12.527
14	1	2:20.174	33.324	1:10.638	36.212	174.6	30:11.809	17	2	1:54.513	27.198	57.731	29.584	216.2	34:07.040
15	1	2:32.528 B	35.911	1:13.993	42.624	164.7	32:44.337	18	2	1:57.530	29.552	58.381	29.597	222.0	36:04.570
16	1	3:44.231	1:59.754	1:10.169	34.308		36:28.568	19	2	1:54.792	26.770	57.415	30.607	218.5	37:59.362
17	1	2:16.858	32.149	1:10.641	34.068	188.9	38:45.426	20	2	1:54.310	27.012	57.768	29.530	214.8	39:53.672
18	1	2:13.630	31.557	1:08.774	33.299	189.3	40:59.056	21	2	1:55.907	27.150	58.192	30.565	217.6	41:49.579
19	1	2:25.702 B	31.620	1:10.013	44.069	183.7	43:24.758	22	2	2:02.580	29.728	59.459	33.393	205.0	43:52.159
20	1	4:16.629 B	2:08.415	1:22.222	45.992		47:41.387	23	2	2:07.283	32.882	1:03.166	31.235	212.9	45:59.442
								24	2	2:07.412	29.817	1:03.266	34.329	219.5	48:06.854
								25	2	2:17.241	33.229	1:08.999	35.013	182.3	50:24.095
								26	2	2:16.843	33.321	1:08.557	34.965	183.0	52:40.938
								27	2	2:19.550	33.810	1:10.112	35.628	187.5	55:00.488
								28	2	2:17.571	33.653	1:08.584	35.334	180.7	57:18.059
								29	2	2:17.787	33.086	1:09.136	35.565	182.7	59:35.846
								30	2	2:18.950	33.055	1:09.882	36.013	178.1	1:01:54.796

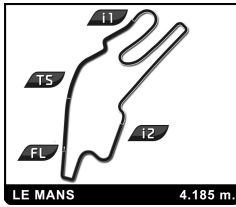
Lap	D	Time	Sector 1	Sector 2	Sector 3	T. Spd	Elapsed
1	1	2:04.466	34.045	1:00.134	30.287		2:04.466
2	1	1:56.750	26.993	59.303	30.454	202.5	4:01.216
3	1	1:57.778	27.335	1:00.190	30.253	193.4	5:58.994
4	1	1:56.271	27.826	58.752	29.693	200.0	7:55.265
5	1	1:56.570	27.043	59.347	30.180	200.4	9:51.835
6	1	1:56.017	26.847	59.212	29.958	199.6	11:47.852
7	1	1:56.466	27.085	59.457	29.924	198.8	13:44.318
8	1	1:57.274	27.000	1:00.387	29.887	198.0	15:41.592
9	1	1:58.473	27.297	59.675	31.501	200.4	17:40.065
10	1	1:59.161	28.025	1:01.049	30.087	199.6	19:39.226
11	1	1:59.412	27.944	1:01.092	30.376	196.8	21:38.638
12	1	1:59.191	27.631	1:01.457	30.103	198.0	23:37.829
13	1	1:58.570	28.151	1:00.245	30.174	198.0	25:36.399
14	1	1:59.740	27.997	1:01.193	30.550	199.2	27:36.139
15	1	2:03.676	28.774	1:03.056	31.846	197.2	29:39.815
16	1	2:05.267 B	31.268	1:01.380	32.619	192.2	31:45.082
17	1	3:15.764	1:43.582	1:01.569	30.613		35:00.846
18	1	2:34.264	53.629	1:03.954	36.681	197.6	37:35.110
19	1	2:02.491	28.681	1:03.084	30.726	193.7	39:37.601
20	1	2:01.485	29.226	1:00.650	31.609	196.8	41:39.086
21	1	2:10.381	32.491	1:04.040	33.850	188.9	43:49.467
22	1	2:12.870	31.590	1:08.515	32.765	191.1	46:02.337
23	1	2:10.952	30.742	1:05.535	34.675	193.7	48:13.289
24	1	2:21.540	34.555	1:11.230	35.755	186.4	50:34.829
25	1	2:26.022	39.205	1:10.620	36.197	181.3	53:00.851
26	1	2:22.688	34.159	1:13.290	35.239	174.3	55:23.539
27	1	2:29.120	34.261	1:19.071	35.788	170.4	57:52.659
28	1	2:31.692	43.515	1:11.958	36.219	182.7	1:00:24.351

Lap	D	Time	Sector 1	Sector 2	Sector 3	T. Spd	Elapsed
1	1	2:04.935	33.351	1:00.253	31.331		2:04.935
2	1	1:56.466	27.556	59.406	29.504	193.7	4:01.401
3	1	1:52.850	26.370	57.224	29.256	217.6	5:54.251
4	1	1:53.762	27.083	57.349	29.330	216.6	7:48.013
5	1	1:55.303	26.689	58.833	29.781	218.1	9:43.316
6	1	1:53.674	26.789	56.626	30.259	215.7	11:36.990
7	1	1:53.835	27.607	57.225	29.003	217.6	13:30.825
8	1	1:53.217	26.488	57.716	29.013	215.7	15:24.042
9	1	1:51.864	26.468	56.622	28.774	218.5	17:15.906
10	1	1:53.100	26.687	57.755	28.658	218.5	19:09.006
11	1	1:52.901	26.869	57.245	28.787	217.1	21:01.907
12	1	1:52.771	26.733	57.263	28.775	218.5	22:54.678
13	1	1:53.265	26.707	57.276	29.282	216.6	24:47.943
14	1	1:54.279	27.788	57.272	29.219	216.2	26:42.222
15	1	1:58.547 B	28.136	58.966	31.445	214.3	28:40.769

Lap	D	Time	Sector 1	Sector 2	Sector 3	T. Spd	Elapsed
1	1	1:54.406	28.717	57.305	28.384		1:54.406
2	1	1:49.454	25.763	55.309	28.382	215.2	3:43.860
3	1	1:49.265	25.566	55.263	28.436	216.2	5:33.125
4	1	1:48.425	25.147	55.279	27.999	216.2	7:21.550
5	1	1:48.736	26.315	54.972	27.449	214.8	9:10.286
6	1	1:48.575	25.501	55.207	27.867	213.8	10:58.861
7	1	1:48.515	25.854	54.913	27.748	212.9	12:47.376
8	1	1:50.230	26.006	55.777	28.447	213.4	14:37.606
9	1	1:50.345	26.828	55.704	27.813	208.4	16:27.951
10	1	1:49.042	26.141	55.440	27.461	215.7	18:16.993
11	1	1:47.896	25.419	54.544	27.933	216.6	20:04.889
12	1	1:50.191	25.904	55.510	28.777	213.8	21:55.080
13	1	1:49.668	26.040	55.637	27.991	213.8	23:44.748
14	1	1:48.382	25.615	54.914	27.853	214.8	25:33.130
15	1	1:50.577	26.098	56.334	28.145	215.2	27:23.707
16	1	1:54.987	27.851	58.488	28.648	213.8	29:18.694
17	1	1:57.213 B	27.395	57.387	32.431	212.0	31:15.907
18	1	3:27.561	1:58.908	59.277	29.376		34:43.468
19	1	1:55.913	27.566	57.351	30.996	212.9	36:39.381
20	1	1:53.636	26.721	57.065	29.850	214.3	38:33.017
21	1	1:54.821	28.175	58.061	28.585	214.3	40:27.838
22	1	1:57.000	27.445	57.695	31.860	216.2	42:24.838
23	1	2:08.197	30.926	1:05.672	31.599	194.5	44:33.035
24	1	2:03.024	29.402	1:02.733	30.889	208.0	46:36.059
25	1	2:10.180	30.378	1:04.614	35.188	208.4	48:46.239
26	1	2:18.537	33.243	1:09.481	35.813	182.3	51:04.776
27	1	2:19.749	34.692	1:09.571	35.486	166.7	53:24.525
28	1	2:20.131	33.587	1:10.843	35.701	174.6	55:44.656
29	1	2:19.407	33.495	1:10.401	35.511	178.7	58:04.063
30	1	2:22.123	34.421	1:11.551	36.151	176.5	1:00:26.186

Lap	D	Time	Sector 1	Sector 2	Sector 3	T. Spd	Elapsed
1	2	1:52.934	28.471	56.224	28.239		1:52.934
2	2	1:50.552	25.807	55.436	29.309	215.2	3:43.486

Lap	D	Time	Sector 1	Sector 2	Sector 3	T. Spd	Elapsed
1	2	2:18.499	42.422	1:03.905	32.172		2:18.499



CLASSIC ENDURANCE RACING 1
HISTORIC RACING BUGATTI
RACE

Sector Analysis

■ Personal Best ■ Session Best B Crossing the finish line in pit lane

Lap	D	Time	Sector 1	Sector 2	Sector 3	T. Spd	Elapsed	Lap	D	Time	Sector 1	Sector 2	Sector 3	T. Spd	Elapsed
2	2	2:05.497	29.812	1:03.856	31.829	178.4	4:23.996								
3	2	2:05.598	29.769	1:03.834	31.995	179.7	6:29.594								
4	2	2:03.612	29.387	1:02.678	31.547	179.3	8:33.206								
5	2	2:03.577	29.578	1:02.187	31.812	179.7	10:36.783								
6	2	2:03.490	29.556	1:02.043	31.891	177.7	12:40.273								
7	2	2:04.406	29.718	1:03.010	31.678	180.0	14:44.679								
8	2	2:08.015	29.914	1:05.870	32.231	180.7	16:52.694								
9	2	2:03.109	29.381	1:02.165	31.563	182.7	18:55.803								
10	2	2:04.601	29.273	1:02.272	33.056	180.7	21:00.404								
11	2	2:08.710	30.365	1:05.599	32.746	179.7	23:09.114								
12	2	2:07.441	29.917	1:05.254	32.270	180.3	25:16.555								
13	2	2:06.872	30.225	1:03.489	33.158	176.8	27:23.427								
14	2	2:13.831	30.287	1:05.752	37.792	177.1	29:37.258								
15	1	4:08.778	2:26.676	1:08.126	33.976		33:46.036								
16	1	2:11.128	31.350	1:05.474	34.304	184.4	35:57.164								
17	1	2:08.678	31.194	1:04.111	33.373	180.3	38:05.842								
18	1	2:08.890	30.403	1:04.873	33.614	188.9	40:14.732								
19	1	2:06.958	29.686	1:03.784	33.488	188.9	42:21.690								
20	1	2:15.978	32.683	1:08.570	34.725	182.3	44:37.668								
21	1	2:10.570	31.032	1:05.430	34.108	191.5	46:48.238								
22	1	2:16.211	31.980	1:08.450	35.781	183.0	49:04.449								
23	1	2:22.563	35.003	1:10.533	37.027	165.8	51:27.012								
24	1	2:22.113	33.862	1:11.000	37.251	169.8	53:49.125								
25	1	2:22.656	34.362	1:11.633	36.661	177.1	56:11.781								
26	1	2:21.438	33.729	1:11.196	36.513	174.9	58:33.219								
27	1	2:22.273	33.360	1:12.130	36.783	181.3	1:00:55.492								