

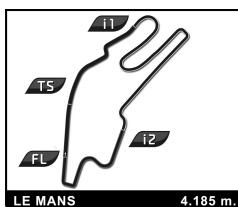
CLASSIC ENDURANCE RACING 1

HISTORIC RACING BUGATTI PRIVATE PRACTICE

Sector Analysis

■ Personal Best ■ Session Best ■ Crossing the finish line in pit lane

Lap	D	Time	Sector 1	Sector 2	Sector 3	T. Spd	Elapsed	Lap	D	Time	Sector 1	Sector 2	Sector 3	T. Spd	Elapsed		
7	LOLA T70 Mk III B 1969							P+2L	7	1	3:45.209	2:15.272	56.756	33.181		16:59.975	
	1.Toni SEILER								8	1	2:01.770B	28.187	58.429	35.154	214.3	19:01.745	
	2.Mirco SEILER								20	PORSCHE 911 Carrera RSR 3.0 1974							
	1	1	3:31.458	2:00.632	59.530	31.296				3:40.872	2:00.721	1:06.337	33.814		3:40.872		
	2	1	1:52.982	27.244	57.219	28.519	214.8			2	2	1:55.773	28.559	57.948	29.266	191.1	5:24.440
	3	1	1:48.257	25.039	54.796	28.422	231.9			3	2	1:56.093	27.865	59.579	28.649	195.3	7:12.697
	4	1	1:53.015B	25.435	55.564	32.016	234.0			4	2	1:53.255	27.030	57.176	29.049	193.7	9:25.993
	5	1	5:08.807	3:44.750	56.053	28.004				5	2	1:53.838	28.028	57.234	28.576	195.7	11:19.831
	6	1	1:45.625	24.851	53.332	27.442	231.3			6	2	1:52.611	26.592	57.423	28.596	193.7	13:12.442
	7	1	1:45.673	25.128	53.449	27.096	232.9			7	2	1:53.495	26.898	58.007	28.590	195.7	15:05.937
	8	1	1:58.359B	26.005	55.371	36.983	238.0			8	2	1:54.345B	26.493	58.002	29.850	196.0	17:00.282
	9	1	7:21.730	5:57.809	56.150	27.771				9	1	4:54.877	3:18.505	1:05.051	31.321		21:55.159
	10	1	1:47.841	25.586	54.485	27.770	234.0			10	1	2:02.339	29.205	1:02.085	31.049	178.1	23:57.498
11	1	1:45.512	24.622	52.812	28.078	232.4	11	1		2:01.922	29.275	1:01.783	30.864	182.7	25:59.420		
12	1	1:46.684	24.834	54.108	27.742	234.0	12	1	2:00.160	29.614	1:00.370	30.176	183.0	27:59.580			
13	1	2:01.224B	26.306	1:01.526	33.392	231.3	13	1	2:00.023	28.987	1:00.857	30.179	186.8	29:59.603			
15	FORD GT40 (C) 1965							INV	14	1	2:00.811	28.937	1:01.710	30.164	191.1	32:00.414	
	1.Michael BIRCH								15	1	1:59.559	28.774	1:00.510	30.275	187.5	33:59.973	
	2.Andrew NEWALL								16	1	1:58.168	28.292	59.877	29.999	187.1	35:58.141	
	1	2	2:47.218	1:15.024	1:01.180	31.014			17	1	1:58.435	28.580	1:00.081	29.774	188.6	37:56.576	
	2	2	1:55.754	27.194	58.665	29.895	211.1		18	1	1:58.440	28.250	59.985	30.205	188.6	39:55.016	
	3	2	1:54.783	26.577	58.253	29.953	215.7		19	1	1:58.989	28.300	1:00.540	30.149	187.9	41:54.005	
	4	2	1:54.128	26.378	57.795	29.955	215.2		20	1	1:57.707	28.189	59.906	29.612	188.9	43:51.712	
	5	2	2:02.095B	27.643	59.770	34.682	215.7		21	1	2:10.168	28.153	59.195	42.820	188.9	46:01.880	
	6	1	6:23.467	4:41.872	1:06.751	34.844			21	DETOMASO Pantera 1975							
	7	1	2:14.137	33.256	1:07.109	33.772	168.1			1	1	17:20.906	...	1:01.797	30.381		17:20.906
	8	1	2:05.843	29.458	1:03.826	32.559	206.2			2	1	1:58.627	27.321	1:00.329	30.977	207.5	19:19.533
	9	1	2:06.801	30.069	1:04.848	31.884	200.4			3	1	1:59.441	28.274	1:00.502	30.665	182.3	21:18.974
	10	1	2:04.927	29.033	1:02.795	33.099	211.5			4	1	2:00.453	28.826	1:01.106	30.521	208.0	23:19.427
	11	1	2:20.131B	31.189	1:09.256	39.686	188.9			5	1	1:58.941	28.695	1:00.067	30.179	207.1	25:18.368
	12	1	4:43.414B	2:59.530	1:03.984	39.900				6	1	1:57.777	27.733	59.764	30.280	210.2	27:16.145
	13	1	2:50.577	1:12.610	1:03.728	34.239				7	1	1:58.460	28.027	1:00.005	30.428	208.0	29:14.605
	14	1	2:12.319B	30.464	1:05.417	36.438	187.5			8	1	1:58.148	28.087	59.966	30.095	209.3	31:12.753
15	2	3:47.770	2:18.255	59.329	30.186		9	1		1:58.803	28.200	1:00.099	30.504	207.1	33:11.556		
16	2	1:56.644	27.173	59.160	30.311	214.8	10	1		2:00.888B	27.848	1:00.645	32.395	210.2	35:12.444		
17	2	1:54.675	26.867	58.129	29.679	218.1	11	2		3:21.268	1:54.883	57.083	29.302		38:33.712		
16	LOLA T212 1971							P-2L		12	2	1:52.444	26.252	56.951	29.241	216.2	40:26.156
	1.Serge KRIKNOFF									13	2	1:51.447	26.172	56.224	29.051	217.6	42:17.603
	1	1	9:35.253	7:39.426	1:19.700	36.127				14	2	1:56.690B	26.822	59.368	30.500	219.0	44:14.293
	2	1	2:01.116	31.850	1:00.319	28.947	161.5			23	CHEVRON B21 1972						
	3	1	1:50.458	27.004	55.738	27.716	214.3				1	1	14:51.361	...	1:14.754	36.464	
	4	1	1:50.790	26.004	56.362	28.424	216.6		2		1	2:08.245	31.006	1:03.800	33.439	179.0	16:59.606
	5	1	1:53.099	27.111	57.082	28.906	218.1		3		1	2:04.915	30.875	1:01.697	32.343	181.7	19:04.521
	6	1	1:49.398	25.654	55.984	27.760	219.5		4		1	2:09.416B	29.970	1:02.214	37.232	202.5	21:13.937
	7	1	1:48.530	25.716	54.826	27.988	218.5		5		1	5:48.648	4:15.545	1:01.810	31.293		27:02.585
8	1	1:47.770	25.863	54.638	27.269	217.6	6	1	1:56.203		28.066	58.162	29.975	204.1	28:58.788		
9	1	2:22.442B	32.614	1:09.338	40.490	180.3	7	1	1:53.109		26.850	57.223	29.036	205.0	30:51.897		
9	1	2:22.442B	32.614	1:09.338	40.490	180.3	8	1	2:02.029B		27.955	58.503	35.571	207.5	32:53.926		
19	CHEVRON B19 1971							P-2L	9	1	4:07.141	2:34.022	1:01.782	31.337		37:01.067	
	1.Rolf SIGRIST								10	1	1:54.393	27.785	57.550	29.058	202.0	38:55.460	
	1	1	3:31.126	1:46.654	1:11.957	32.515			11	1	1:53.521	27.224	57.528	28.769	213.4	40:48.981	
	2	1	2:04.389	29.358	1:01.202	33.829	181.7										
	3	1	1:55.179	27.121	59.679	28.379	213.4										
	4	1	1:52.737	26.248	55.934	30.555	211.1										



CLASSIC ENDURANCE RACING 1

HISTORIC RACING BUGATTI PRIVATE PRACTICE

Sector Analysis

■ Personal Best ■ Session Best ■ Crossing the finish line in pit lane

Lap	D	Time	Sector 1	Sector 2	Sector 3	T. Spd	Elapsed	Lap	D	Time	Sector 1	Sector 2	Sector 3	T. Spd	Elapsed
12	1	1:52.187	26.609	57.272	28.306	212.9	42:41.168	16	1	1:56.174	28.119	58.236	29.819	194.5	36:23.058
13	1	1:52.243	26.669	57.204	28.370	212.4	44:33.411	17	1	1:55.187	27.617	57.948	29.622	196.8	38:18.245
14	1	1:52.566	26.805	57.382	28.379	211.1	46:25.977	18	1	2:12.061 B	29.607	1:05.784	36.670	190.4	40:30.306

28		PORSCHE 911 S 2.4 1973		GT1			
1. Laurent RICAUD							
1	1	3:42.520	1:45.704	1:19.043	37.773	3:42.520	
2	1	2:24.721	33.283	1:14.566	36.872	171.9	6:07.241
3	1	2:22.472	33.464	1:13.438	35.570	170.7	8:29.713
4	1	2:18.943	32.812	1:10.639	35.492	170.4	10:48.656
5	1	2:17.687	32.962	1:10.299	34.426	157.9	13:06.343
6	1	2:17.163	32.867	1:09.835	34.461	170.1	15:23.506
7	1	2:19.757	34.074	1:10.686	34.997	168.4	17:43.263
8	1	2:17.802	32.887	1:10.442	34.473	171.3	20:01.065
9	1	2:23.630	32.954	1:11.841	38.835	168.9	22:24.695
10	1	10:31.401 B	48.176		95.8		32:56.096

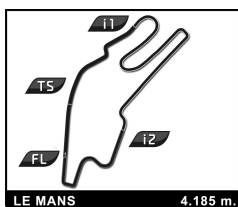
30		PORSCHE 911 Carrera RSR 3.0 1975		GT1			
1. Malte MÜLLER-WREDE							
1	1	2:57.198	1:11.364	1:10.903	34.931	2:57.198	
2	1	2:10.544	31.353	1:07.372	31.819	188.2	5:07.742
3	1	2:01.314	28.970	1:01.507	30.837	190.0	7:09.056
4	1	2:02.356	29.542	1:01.631	31.183	193.0	9:11.412
5	1	1:59.866	28.761	1:00.633	30.472	190.0	11:11.278
6	1	2:03.235	29.469	1:02.946	30.820	189.7	13:14.513
7	1	2:00.874	29.218	1:01.505	30.151	193.0	15:15.387
8	1	2:00.595	29.832	1:00.273	30.490	190.8	17:15.982
9	1	2:03.025	29.393	1:02.735	30.897	179.0	19:19.007
10	1	2:03.756	30.497	1:02.504	30.755	150.7	21:22.763
11	1	2:01.927	28.943	1:01.484	31.500	191.5	23:24.690
12	1	2:01.943	29.080	1:02.571	30.292	193.4	25:26.633
13	1	1:59.192	28.353	1:01.099	29.740	192.2	27:25.825
14	1	1:59.148	28.652	1:00.428	30.068	189.7	29:24.973
15	1	2:05.804 B	28.458	1:02.091	35.255	187.9	31:30.777
16	1	3:32.196	2:00.968	1:00.836	30.392		35:02.973
17	1	2:00.157	28.500	1:01.647	30.010	192.6	37:03.130
18	1	1:59.673	29.197	1:00.482	29.994	194.1	39:02.803
19	1	2:00.132	28.304	1:00.704	31.124	192.2	41:02.935
20	1	2:38.612 B	31.600	1:25.276	41.736	195.3	43:41.547

32		CHEVRON B8 1968		P-2L			
1. Henrique GEMPERLE							
2. Marc de SIEBENTHAL							
1	1	2:45.706	1:14.015	1:01.087	30.604	2:45.706	
2	1	1:54.781	27.262	57.986	29.533	197.6	4:40.487
3	1	1:53.127	26.964	57.236	28.927	199.6	6:33.614
4	1	1:57.872 B	26.741	57.770	33.361	199.6	8:31.486
5	1	6:18.512	4:41.771	1:02.973	33.768		14:49.998
6	1	2:01.863	29.112	1:01.944	30.807	190.8	16:51.861
7	1	1:58.872	28.390	1:00.116	30.366	193.0	18:50.733
8	1	1:58.193	28.282	59.609	30.302	194.9	20:48.926
9	1	1:57.863	27.910	59.836	30.117	194.9	22:46.789
10	1	1:57.997	28.003	1:00.036	29.958	196.0	24:44.786
11	1	1:56.906	27.751	58.720	30.435	196.4	26:41.692
12	1	1:56.307	27.775	58.704	29.828	196.8	28:37.999
13	1	1:56.577	28.469	58.454	29.654	198.8	30:34.576
14	1	1:56.260	27.566	58.920	29.774	198.0	32:30.836
15	1	1:56.048	28.278	58.167	29.603	202.0	34:26.884

35		LOLA T212 1970		P-2L			
1. Armand MILLE							
1	1	3:35.572	1:51.672	1:11.057	32.843	3:35.572	
2	1	2:00.718	28.531	59.842	32.345	207.1	5:36.290
3	1	1:58.995	28.025	1:01.339	29.631	212.4	7:35.285
4	1	1:54.813	28.105	56.934	29.774	213.4	9:30.098
5	1	1:53.076	26.448	56.991	29.637	212.9	11:23.174
6	1	1:52.681	26.403	56.589	29.689	214.8	13:15.855
7	1	1:52.869	27.333	56.484	29.052	217.6	15:08.724
8	1	2:04.527 B	28.365	1:01.915	34.247	198.0	17:13.251
9	1	4:14.319	2:45.273	57.824	31.222		21:27.570
10	1	1:52.398	26.176	56.854	29.368	213.4	23:19.968
11	1	1:52.903	26.648	56.995	29.260	215.7	25:12.871
12	1	1:52.795	26.118	57.139	29.538	215.7	27:05.666
13	1	1:54.876	26.794	57.343	30.739	216.6	29:00.542
14	1	1:58.225 B	26.260	56.789	35.176	215.7	30:58.767
15	1	4:54.182	3:28.301	56.559	29.322		35:52.949
16	1	1:51.210	26.132	55.958	29.120	211.5	37:44.159
17	1	1:54.301	26.198	59.297	28.806	212.4	39:38.460
18	1	1:50.392	25.973	56.047	28.372	212.9	41:28.852
19	1	1:51.377	25.583	56.722	29.072	214.3	43:20.229
20	1	2:02.208 B	27.612	1:00.509	34.087	216.6	45:22.437

39		PORSCHE 911 Carrera RSR 2.8 1973		GT1			
1. Olivier BARRET							
2. Sébastien CRUBILE							
1	2	2:17.824 B	40.521	1:04.540	32.763	2:17.824	
2	2	3:27.424	1:57.336	1:00.298	29.790	5:45.248	
3	2	1:54.904	27.106	58.076	29.722	197.6	7:40.152
4	2	1:56.256	27.534	58.373	30.349	199.6	9:36.408
5	2	1:55.857	27.539	58.375	29.943	199.2	11:32.265
6	2	1:54.471	27.159	57.873	29.439	196.8	13:26.736
7	2	1:59.625 B	27.213	58.592	33.820	198.4	15:26.361
8	1	3:40.614	2:05.911	1:02.981	31.722		19:06.975
9	1	2:01.369	28.490	1:01.973	30.906	196.8	21:08.344
10	1	1:59.947	28.312	1:00.165	31.470	196.8	23:08.291
11	1	1:59.831	28.278	1:00.477	31.076	200.4	25:08.122
12	1	2:00.548	28.168	1:01.249	31.131	198.8	27:08.670
13	1	1:59.654	28.037	1:00.963	30.654	200.4	29:08.324
14	1	1:58.993	28.297	1:00.145	30.551	199.2	31:07.317
15	1	1:58.482	28.377	59.684	30.421	198.0	33:05.799
16	1	1:58.198	28.464	59.594	30.140	200.0	35:03.997
17	1	1:58.063	27.991	59.963	30.109	200.8	37:02.060
18	1	1:59.274	28.236	1:00.008	31.030	200.0	39:01.334
19	1	2:00.212	28.420	59.406	32.386	198.0	41:01.546
20	1	1:58.711	27.990	1:00.180	30.541	198.8	43:00.257
21	1	1:58.568	28.183	59.158	31.227	198.8	44:58.825
22	1	1:56.666	27.716	58.892	30.058	200.0	46:55.491

45		CHEVRON B8 1969		P-2L			
1. Pierre AVIRON-VIOLET							
1	1	8:35.947	6:40.284	1:18.012	37.651	8:35.947	
2	1	2:22.251 B	33.490	1:07.771	40.990	167.5	10:58.198
3	1	3:54.672	2:10.657	1:08.501	35.514		14:52.870



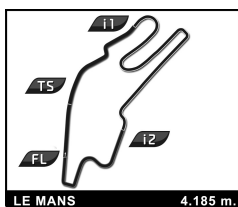
CLASSIC ENDURANCE RACING 1

HISTORIC RACING BUGATTI PRIVATE PRACTICE

Sector Analysis

Personal Best Session Best B Crossing the finish line in pit lane

Lap	D	Time	Sector 1	Sector 2	Sector 3	T. Spd	Elapsed	Lap	D	Time	Sector 1	Sector 2	Sector 3	T. Spd	Elapsed
4	1	2:16.639	32.166	1:07.830	36.643	168.7	17:09.509	10	1	1:59.279	28.191	1:00.047	31.041	190.0	30:24.546
5	1	2:17.813	32.805	1:09.653	35.355	169.2	19:27.322	11	1	1:56.959	27.847	57.896	31.216	219.0	32:21.505
6	1	2:13.964	31.261	1:08.355	34.348	185.4	21:41.286	12	1	1:53.453	26.745	57.030	29.678	215.2	34:14.958
7	1	2:10.426	30.898	1:06.240	33.288	188.6	23:51.712	13	1	1:54.502	26.843	57.727	29.932	216.2	36:09.460
8	1	2:09.692	30.801	1:05.738	33.153	188.6	26:01.404	14	1	1:53.600	26.492	57.307	29.801	215.2	38:03.060
9	1	2:09.563	31.422	1:04.900	33.241	181.7	28:10.967	15	1	1:52.241	26.136	56.672	29.433	224.0	39:55.301
10	1	2:10.835	30.629	1:04.994	35.212	185.7	30:21.802	16	1	1:53.250	26.744	56.676	29.830	224.0	41:48.551
11	1	2:08.361	30.868	1:04.368	33.125	187.1	32:30.163	17	1	2:00.237 B	26.282	57.836	36.119	219.5	43:48.788
12	1	2:07.037	30.591	1:03.782	32.664	192.6	34:37.200	61 CHEVROLET Corvette C3 1969							
13	1	2:09.699	30.695	1:06.088	32.916	188.6	36:46.899	1.Olivier BOUGRAT GT1							
14	1	2:06.320	30.421	1:03.991	31.908	186.4	38:53.219	2.Bruno VIEREN							
15	1	2:11.611	30.173	1:04.040	37.398	193.0	41:04.830	1	1	2:56.049	1:10.442	1:10.562	35.045		2:56.049
16	1	2:08.494	31.330	1:04.832	32.332	192.2	43:13.324	2	1	2:18.902 B	31.590	1:07.886	39.426	179.3	5:14.951
17	1	2:07.005	30.082	1:04.275	32.648	193.0	45:20.329	3	1	4:08.709	2:24.713	1:08.255	35.741		9:23.660
46 PORSCHE 911 RS 2.7 1973								64 FORD GT40 (C) 1969							
1.Alice BOURIEZ GT1								1.Jean-Marc MERLIN INV							
1	1	3:47.316	1:50.761	1:17.349	39.206		3:47.316	1	1	3:43.052	2:02.754	1:06.759	33.539		3:43.052
2	1	2:31.303	36.241	1:18.490	36.572	154.2	6:18.619	2	1	1:59.715	29.512	59.521	30.682	207.5	5:42.767
3	1	2:19.711 B	33.807	1:08.674	37.230	156.4	8:38.330	3	1	1:56.619	27.212	59.353	30.054	220.5	7:39.386
4	1	3:45.643	2:01.409	1:08.287	35.947		12:23.973	4	1	1:55.761	26.971	58.821	29.969	221.5	9:35.147
5	1	2:16.508	33.975	1:07.743	34.790	154.9	14:40.481	5	1	2:13.771 B	29.895	1:06.135	37.741	186.1	11:48.918
6	1	2:14.863	33.481	1:06.745	34.637	160.7	16:55.344	6	1	5:45.255	4:14.366	1:01.004	29.885		17:34.173
7	1	2:16.266	32.760	1:08.415	35.091	163.4	19:11.610	7	1	1:54.025	26.579	57.636	29.810	222.5	19:28.198
8	1	2:16.680	33.566	1:08.336	34.778	162.3	21:28.290	8	1	1:54.853	26.794	58.681	29.378	224.0	21:23.051
9	1	2:14.492	33.234	1:06.462	34.796	162.0	23:42.782	9	1	2:00.688 B	26.701	58.644	35.343	223.0	23:23.739
10	1	2:14.564	33.573	1:06.740	34.251	157.9	25:57.346	69 FORD GT40 1965							
11	1	2:13.187	33.368	1:05.897	33.922	162.0	28:10.533	1. Mr JOHN OF B GT1							
12	1	2:18.805 B	32.508	1:06.885	39.412	160.7	30:29.338	2.Soheil AYARI							
13	1	7:04.979	5:21.825	1:07.534	35.620		37:34.317	1	1	5:33.889	3:50.109	1:09.589	34.191		5:33.889
14	1	2:16.005	32.670	1:08.594	34.741	158.1	39:50.322	2	1	2:10.366	32.612	1:05.986	31.768	171.0	7:44.255
15	1	2:14.109	32.562	1:06.958	34.589	160.5	42:04.431	3	1	1:59.853	28.644	58.908	32.301	221.5	9:44.108
16	1	2:13.066	32.010	1:06.817	34.239	163.6	44:17.497	4	1	1:54.661	27.299	57.713	29.649	218.1	11:38.769
17	1	2:13.239	32.263	1:06.456	34.520	160.2	46:30.736	5	1	1:54.475	27.012	57.780	29.683	218.5	13:33.244
55 DE TOMASO Pantera 1972								69 FORD GT40 1965							
1.François HEBRARD GT1								1. Mr JOHN OF B GT1							
2.Sacha HEBRARD								2.Soheil AYARI							
1	1	3:00.248	1:16.989	1:08.458	34.801		3:00.248	1	1	5:33.889	3:50.109	1:09.589	34.191		5:33.889
2	1	2:09.591	30.976	1:05.053	33.562	180.0	5:09.839	2	1	2:10.366	32.612	1:05.986	31.768	171.0	7:44.255
3	1	2:08.054	30.094	1:04.102	33.858	191.9	7:17.893	3	1	1:59.853	28.644	58.908	32.301	221.5	9:44.108
4	1	2:08.089	30.178	1:04.289	33.622	182.7	9:25.982	4	1	1:54.661	27.299	57.713	29.649	218.1	11:38.769
5	1	2:08.407	30.053	1:05.130	33.224	191.9	11:34.389	5	1	1:54.475	27.012	57.780	29.683	218.5	13:33.244
6	1	2:07.536	29.559	1:04.250	33.727	186.4	13:41.925	6	1	1:53.015	27.196	56.377	29.442	217.1	15:26.259
7	1	2:08.196	30.277	1:04.228	33.691	187.5	15:50.121	7	1	2:03.795 B	28.044	58.464	37.287	213.4	17:30.054
8	1	2:07.283	30.051	1:04.066	33.166	188.6	17:57.404	8	2	7:39.824	6:09.754	1:00.403	29.667		25:09.878
57 LOLA T70 Mk III 1967								69 FORD GT40 1965							
1.Christophe GADAIS P+2L								1. Mr JOHN OF B GT1							
1	1	9:44.193	8:04.748	1:05.684	33.761		9:44.193	9	2	1:55.096	27.162	58.775	29.159	214.8	27:04.974
2	1	1:59.112	28.846	59.415	30.851	193.7	11:43.305	10	2	1:53.850	26.208	58.117	29.525	229.7	28:58.824
3	1	1:56.871	26.943	59.849	30.079	217.1	13:40.176	11	2	1:50.653	26.006	56.392	28.255	224.0	30:49.477
4	1	1:55.282	26.842	57.539	30.901	210.6	15:35.458	12	2	2:02.367 B	27.119	1:01.033	34.215	220.0	32:51.844
5	1	1:54.587	27.120	57.549	29.918	215.2	17:30.045	13	1	4:31.787	3:04.222	58.193	29.372		37:23.631
6	1	1:52.225	26.153	56.447	29.625	222.5	19:22.270	14	1	1:53.907	27.113	57.587	29.207	204.1	39:17.538
7	1	2:00.098 B	27.641	57.420	35.037	210.2	21:22.368	15	1	1:52.707	26.520	56.691	29.496	214.3	41:10.245
8	1	5:00.397	3:25.129	1:02.249	33.019		26:22.765	16	1	1:55.037	26.954	58.668	29.415	223.0	43:05.282
9	1	2:02.502	30.901	1:00.584	31.017	166.4	28:25.267	17	1	1:52.357	26.561	56.379	29.417	220.5	44:57.639
								18	1	1:51.874	26.554	56.363	28.957	219.0	46:49.513



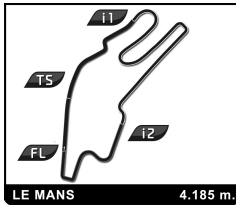
CLASSIC ENDURANCE RACING 1

HISTORIC RACING BUGATTI PRIVATE PRACTICE

Sector Analysis

Personal Best Session Best B Crossing the finish line in pit lane

Lap	D	Time	Sector 1	Sector 2	Sector 3	T. Spd	Elapsed	Lap	D	Time	Sector 1	Sector 2	Sector 3	T. Spd	Elapsed	
70	LOLA T70 Mk III B 1969 1. Pierre-Alain FRANCE P+2L								10	1	2:02.131	28.129	1:03.281	30.721	200.0	23:01.281
	1	3:14.792	1:40.019	1:02.790	31.983		3:14.792		11	1	2:14.600	27.902	1:09.371	37.327	199.6	25:15.881
	2	1:55.778	27.470	59.026	29.282	211.5	5:10.570		12	1	1:59.082	27.414	1:00.938	30.730	201.6	27:14.963
	3	1:51.306	26.415	56.054	28.837	220.5	7:01.876		13	1	2:16.406	31.515	1:10.787	34.104	199.2	29:31.369
	4	1:52.002	26.618	56.752	28.632	210.6	8:53.878		14	1	2:14.409 B	28.326	1:06.759	39.324	196.0	31:45.778
	5	1:58.217 B	25.497	58.275	34.445	222.5	10:52.095		15	1	3:39.917	2:08.800	1:00.001	31.116		35:25.695
	6	6:35.332	5:09.080	57.314	28.938		17:27.427		16	1	2:00.457	28.213	1:01.442	30.802	198.8	37:26.152
	7	1:52.305	25.610	56.061	30.634	214.8	19:19.732		17	1	4:20.015 B	28.352	3:03.935	47.728	198.4	41:46.167
	8	1:49.208	25.683	55.188	28.337	215.7	21:08.940									
	9	1:52.263	26.268	55.792	30.203	205.8	23:01.203									
	10	1:48.887	25.101	55.831	27.955	228.6	24:50.090									
	11	1:48.021	25.193	54.989	27.839	225.0	26:38.111									
	12	2:03.907 B	27.649	59.345	36.913	210.6	28:42.018									
76	LOLA T70 Mk III B 1969 1. Eric MESTDAGH P+2L															
	1	4:22.011	2:47.245	1:03.447	31.319		4:22.011									
	2	1:54.389	27.360	57.765	29.264	211.5	6:16.400									
	3	2:11.388 B	28.596	1:06.775	36.017	218.5	8:27.788									
	4	4:43.673	3:14.198	59.822	29.653		13:11.461									
	5	1:53.234	27.658	56.736	28.840	216.6	15:04.695									
	6	1:55.608	26.066	56.859	32.683	223.0	17:00.303									
	7	1:56.108 B	27.328	56.197	32.583	228.1	18:56.411									
	8	4:10.098	2:44.338	56.651	29.109		23:06.509									
	9	1:50.855	26.162	56.234	28.459	224.0	24:57.364									
	10	1:51.121	25.868	55.912	29.341	225.5	26:48.485									
	11	2:04.709 B	27.199	1:01.244	36.266	222.5	28:53.194									
	12	4:49.901	3:20.355	1:00.050	29.496		33:43.095									
	13	1:51.180	25.905	55.908	29.367	221.5	35:34.275									
	14	1:52.287	26.135	57.148	29.004	221.0	37:26.562									
	15	1:58.335 B	26.241	56.550	35.544	225.5	39:24.897									
77	LOLA T70 Mk II 1966 1. Alfred MOSER P+2L															
	1	3:40.254	1:44.811	1:18.224	37.219		3:40.254									
	2	2:20.334	33.424	1:11.080	35.830	168.7	6:00.588									
	3	2:17.037	31.239	1:10.652	35.146	182.0	8:17.625									
	4	2:13.778	32.122	1:06.701	34.955	174.3	10:31.403									
	5	2:21.969 B	31.407	1:06.561	44.001	178.7	12:53.372									
	6	3:21.862	1:41.859	1:06.253	33.750		16:15.234									
	7	2:11.674	32.466	1:05.853	33.355	183.0	18:26.908									
	8	2:13.824	31.435	1:08.505	33.884	180.7	20:40.732									
	9	2:13.322	31.598	1:08.291	33.433	174.0	22:54.054									
79	PORSCHE 911 Carrera RSR 3.0 1974 1. Michel SPEYER GT1															
	1	3:05.237	1:23.803	1:06.929	34.505		3:05.237									
	2	2:05.010	28.680	1:03.639	32.691	194.9	5:10.247									
	3	2:10.975 B	28.808	1:02.153	40.014	199.6	7:21.222									
	4	3:28.102	1:53.772	1:03.100	31.230		10:49.324									
	5	2:01.737	27.947	1:03.035	30.755	196.0	12:51.061									
	6	2:01.800	28.355	1:02.170	31.275	194.5	14:52.861									
	7	2:02.211	28.228	1:01.676	32.307	193.4	16:55.072									
	8	2:00.655	27.980	1:01.692	30.983	198.0	18:55.727									
	9	2:03.423	27.587	1:04.663	31.173	200.0	20:59.150									
87	FORD GT40 1969 1. Christophe DELACHAUX GT1 2. Eric HELARY															
	1	4:57.801	3:24.221	1:03.170	30.410		4:57.801									
	2	1:53.520	27.109	57.588	28.823	210.2	6:51.321									
	3	2:43.682 B	30.422	1:26.527	46.733	213.8	9:35.003									
	4	18:15.000	...	1:01.229	30.283		27:50.003									
	5	2:00.479	27.897	1:02.190	30.392	211.5	29:50.482									
	6	2:00.268	27.581	1:01.557	31.130	211.1	31:50.750									
	7	1:54.363	27.005	58.024	29.334	212.0	33:45.113									
	8	1:53.452	26.844	57.382	29.226	216.2	35:38.565									
	9	1:55.596	26.597	57.512	31.487	215.7	37:34.161									
	10	1:53.063	26.601	57.522	28.940	212.4	39:27.224									
	11	1:53.535	26.346	58.255	28.934	214.8	41:20.759									
	12	2:01.507	26.712	1:00.502	34.293	217.1	43:22.266									
	13	2:25.648 B	33.893	1:10.479	41.276	151.8	45:47.914									
97	CHEVRON B19 1971 1. Emmanuel BRIGAND P-2L															
	1	2:09.978	39.686	1:00.648	29.644		2:09.978									
	2	1:52.191	26.767	57.056	28.368	206.2	4:02.169									
	3	1:51.637	26.144	56.802	28.691	209.3	5:53.806									
	4	1:51.290	26.296	56.265	28.729	211.1	7:45.096									
	5	1:50.421	25.989	55.646	28.786	214.3	9:35.517									
	6	1:49.028	25.753	55.378	27.897	217.6	11:24.545									
	7	1:50.254	25.594	56.384	28.276	215.2	13:14.799									
	8	2:14.598 B	28.191	1:09.119	37.288	213.8	15:29.397									
	9	5:22.591	3:58.603	55.880	28.108		20:51.988									
	10	1:47.908	25.569	54.886	27.453	214.3	22:39.896									
	11	1:58.805 B	27.215	55.820	35.770	213.8	24:38.701									
911	PORSCHE 911 Carrera RSR 2.8 1973 1. Alain GADAL GT1 2. Jean-Claude ANDRUET															
	1	3:21.233	1:30.490				3:21.233									
	2	2:08.735	32.146	1:04.026	32.563	168.4	5:29.968									
	3	2:07.969	30.732	1:04.636	32.601	181.3	7:37.937									
	4	2:07.171	30.252	1:03.340	33.579	183.7	9:45.108									
	5	2:11.723 B	29.816	1:04.319	37.588	185.0	11:56.831									
	6	5:43.439	3:54.522	1:12.527	36.390		17:40.270									
	7	2:22.193	35.789	1:11.529	34.875	166.4	20:02.463									
	8	2:22.440	41.041	1:07.579	33.820	176.5	22:24.903									
	9	2:14.826	32.535	1:07.638	34.653	163.6	24:39.729									
	10	2:12.842	31.426	1:07.633	33.783	172.5	26:52.571									
	11	2:10.472	30.764	1:05.247	34.461	175.2	29:03.043									
	12	2:09.207	30.484	1:06.034	32.689	177.4	31:12.250									
	13	2:08.236	30.718	1:04.460	33.058	175.5	33:20.486									
	14	2:08.013	30.476	1:05.136	32.401	177.4	35:28.499									
	15	2:08.987	30.501	1:05.479	33.007	179.3	37:37.486									
	16	2:10.734	30.868	1:06.920	32.946	173.1	39:48.220									



CLASSIC ENDURANCE RACING 1
HISTORIC RACING BUGATTI
PRIVATE PRACTICE

Sector Analysis

■ Personal Best ■ Session Best B Crossing the finish line in pit lane

Lap	D	Time	Sector 1	Sector 2	Sector 3	T. Spd	Elapsed	Lap	D	Time	Sector 1	Sector 2	Sector 3	T. Spd	Elapsed
17	1	2:21.054	B 31.138	1:06.860	43.056	174.9	42:09.274								