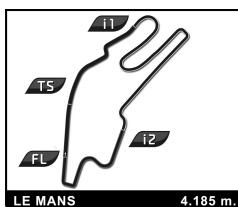


2.0L CUP HISTORIC RACING BUGATTI RACE

Sector Analysis

■ Personal Best ■ Session Best B Crossing the finish line in pit lane

| Lap | D | Time | Sector 1 | Sector 2 | Sector 3 | T. Spd | Elapsed | Lap | D | Time | Sector 1 | Sector 2 | Sector 3 | T. Spd | Elapsed |
|--|---|-------------------|---------------|-----------------|---------------|--------|-------------|---|---|-------------------|---------------|-----------------|---------------|--------|-------------|
| 1 Porsche 911 2.0L 1. Richard COOK 2. Harvey STANLEY GTL-ELI | | | | | | | | 15 | 1 | 2:42.006 | 39.313 | 1:23.143 | 39.550 | 149.5 | 37:03.770 |
| 1 | 1 | 2:29.070 | 37.421 | 1:13.894 | 37.755 | | 2:29.070 | 16 | 1 | 2:51.272 B | 40.105 | 1:24.763 | 46.404 | 140.2 | 39:55.042 |
| 2 | 1 | 2:23.918 | 34.880 | 1:12.067 | 36.971 | 165.8 | 4:52.988 | 17 | 1 | 4:26.699 | 2:32.321 | 1:16.041 | 38.337 | | 44:21.741 |
| 3 | 1 | 2:22.403 | 34.114 | 1:11.295 | 36.994 | 166.9 | 7:15.391 | 18 | 1 | 2:25.950 | 35.838 | 1:13.189 | 36.923 | 160.2 | 46:47.691 |
| 4 | 1 | 2:21.309 | 34.026 | 1:10.798 | 36.485 | 168.1 | 9:36.700 | 19 | 1 | 2:22.665 | 34.429 | 1:11.808 | 36.428 | 161.2 | 49:10.356 |
| 5 | 1 | 2:21.747 | 33.671 | 1:11.309 | 36.767 | 168.9 | 11:58.447 | 20 | 1 | 2:23.003 | 34.562 | 1:11.784 | 36.657 | 162.6 | 51:33.359 |
| 6 | 1 | 2:21.033 | 33.918 | 1:10.897 | 36.218 | 167.2 | 14:19.480 | 21 | 1 | 2:23.259 | 34.860 | 1:11.773 | 36.626 | 163.6 | 53:56.618 |
| 7 | 1 | 2:20.165 | 33.779 | 1:10.088 | 36.298 | 169.5 | 16:39.645 | 22 | 1 | 2:23.225 | 34.382 | 1:12.071 | 36.772 | 162.8 | 56:19.843 |
| 8 | 1 | 2:19.798 | 33.784 | 1:10.309 | 35.705 | 171.9 | 18:59.443 | 23 | 1 | 2:22.669 | 34.266 | 1:11.694 | 36.709 | 163.6 | 58:42.512 |
| 9 | 1 | 2:19.299 | 33.086 | 1:10.307 | 35.906 | 168.9 | 21:18.742 | 24 | 1 | 2:22.280 | 34.465 | 1:11.085 | 36.730 | 163.9 | 1:01:04.792 |
| 10 | 1 | 2:18.668 | 32.883 | 1:09.765 | 36.020 | 169.8 | 23:37.410 | 25 | 1 | 2:40.424 | 34.878 | 1:20.489 | 45.057 | 161.8 | 1:03:45.216 |
| 11 | 1 | 2:17.363 | 33.416 | 1:09.294 | 34.653 | 172.5 | 25:54.773 | 26 | 1 | 2:52.222 | 55.412 | 1:20.280 | 36.530 | 84.0 | 1:06:37.438 |
| 12 | 1 | 2:19.587 | 33.317 | 1:09.024 | 37.246 | 170.4 | 28:14.360 | 27 | 1 | 2:20.828 | 34.161 | 1:10.821 | 35.846 | 167.8 | 1:08:58.266 |
| 13 | 1 | 2:29.782 | 33.455 | 1:14.044 | 42.283 | 172.2 | 30:44.142 | 28 | 1 | 2:19.793 | 33.881 | 1:10.206 | 35.706 | 165.8 | 1:11:18.059 |
| 14 | 1 | 3:13.898 | 52.108 | 1:37.566 | 44.224 | 75.4 | 33:58.040 | 29 | 1 | 2:19.664 | 33.820 | 1:10.305 | 35.539 | 167.5 | 1:13:37.723 |
| 15 | 1 | 2:56.139 B | 38.077 | 1:38.337 | 39.725 | 162.0 | 36:54.179 | 30 | 1 | 2:20.607 | 34.518 | 1:10.279 | 35.810 | 168.1 | 1:15:58.330 |
| 16 | 2 | 5:14.420 | 3:17.288 | 1:18.121 | 39.011 | | 42:08.599 | 31 | 1 | 2:18.579 | 33.986 | 1:09.657 | 34.936 | 168.9 | 1:18:16.909 |
| 17 | 2 | 2:27.354 | 35.183 | 1:14.669 | 37.502 | 164.5 | 44:35.953 | 32 | 1 | 2:17.820 | 33.375 | 1:08.909 | 35.536 | 168.1 | 1:20:34.729 |
| 18 | 2 | 2:26.067 | 34.701 | 1:13.792 | 37.574 | 166.4 | 47:02.020 | 33 | 1 | 2:18.326 | 33.853 | 1:09.114 | 35.359 | 166.7 | 1:22:53.055 |
| 19 | 2 | 2:24.522 | 34.207 | 1:13.148 | 37.167 | 168.7 | 49:26.542 | 34 | 1 | 2:18.917 | 33.972 | 1:09.750 | 35.195 | 167.5 | 1:25:11.972 |
| 20 | 2 | 2:23.123 | 34.075 | 1:12.174 | 36.874 | 171.0 | 51:49.665 | 35 | 1 | 2:21.258 | 34.435 | 1:10.981 | 35.842 | 165.6 | 1:27:33.230 |
| 21 | 2 | 2:21.940 | 33.822 | 1:11.436 | 36.682 | 173.4 | 54:11.605 | 36 | 1 | 2:20.146 | 34.113 | 1:10.312 | 35.721 | 165.8 | 1:29:53.376 |
| 22 | 2 | 2:23.572 | 34.092 | 1:12.752 | 36.728 | 174.3 | 56:35.177 | 37 | 1 | 2:20.348 | 33.553 | 1:10.597 | 36.198 | 167.2 | 1:32:13.724 |
| 23 | 2 | 2:21.091 | 33.688 | 1:10.845 | 36.558 | 174.0 | 58:56.268 | 19 Porsche 911 2.0L 1. Jose Ruben ZANCHETTA 2. James TURNER GTL | | | | | | | |
| 24 | 2 | 2:20.641 | 33.709 | 1:10.620 | 36.312 | 174.3 | 1:01:16.909 | 1 | 2 | 2:30.321 | 38.411 | 1:14.242 | 37.668 | | 2:30.321 |
| 25 | 2 | 2:30.373 | 33.901 | 1:15.195 | 41.277 | 171.3 | 1:03:47.282 | 2 | 2 | 2:25.950 | 35.509 | 1:13.259 | 37.182 | 168.1 | 4:56.271 |
| 26 | 2 | 2:54.245 | 55.009 | 1:21.267 | 37.969 | 82.5 | 1:06:41.527 | 3 | 2 | 2:25.206 | 34.978 | 1:13.011 | 37.217 | 171.3 | 7:21.477 |
| 27 | 2 | 2:19.418 | 33.305 | 1:10.375 | 35.738 | 174.9 | 1:09:00.945 | 4 | 2 | 2:22.700 | 34.276 | 1:11.839 | 36.585 | 171.6 | 9:44.177 |
| 28 | 2 | 2:19.379 | 34.289 | 1:09.828 | 35.262 | 174.6 | 1:11:20.324 | 5 | 2 | 2:21.645 | 34.236 | 1:11.255 | 36.154 | 174.3 | 12:05.822 |
| 29 | 2 | 2:18.493 | 33.266 | 1:09.778 | 35.449 | 175.2 | 1:13:38.817 | 6 | 2 | 2:19.611 | 34.287 | 1:09.951 | 35.373 | 172.2 | 14:25.433 |
| 30 | 2 | 2:19.358 | 33.869 | 1:10.067 | 35.422 | 172.5 | 1:15:58.175 | 7 | 2 | 2:19.439 | 32.964 | 1:10.324 | 36.151 | 173.4 | 16:44.872 |
| 31 | 2 | 2:16.449 | 32.958 | 1:09.281 | 34.210 | 174.3 | 1:18:14.624 | 8 | 2 | 2:18.295 | 33.609 | 1:09.739 | 34.947 | 174.0 | 19:03.167 |
| 32 | 2 | 2:15.855 | 32.471 | 1:09.145 | 34.239 | 177.1 | 1:20:30.479 | 9 | 2 | 2:16.608 | 32.993 | 1:08.918 | 34.697 | 173.1 | 21:19.775 |
| 33 | 2 | 2:16.986 | 32.553 | 1:09.170 | 35.263 | 174.6 | 1:22:47.465 | 10 | 2 | 2:16.521 | 32.642 | 1:09.274 | 34.605 | 174.0 | 23:36.296 |
| 34 | 2 | 2:19.025 | 33.095 | 1:10.295 | 35.635 | 176.8 | 1:25:06.490 | 11 | 2 | 2:15.940 | 33.625 | 1:08.539 | 33.776 | 171.9 | 25:52.236 |
| 35 | 2 | 2:27.696 | 33.095 | 1:08.992 | 45.609 | 176.2 | 1:27:34.186 | 12 | 2 | 2:17.241 | 32.301 | 1:09.275 | 35.665 | 174.6 | 28:09.477 |
| 36 | 2 | 2:20.213 | 35.109 | 1:09.695 | 35.409 | 164.5 | 1:29:54.399 | 13 | 2 | 2:33.388 | 33.110 | 1:17.852 | 42.426 | 173.1 | 30:42.865 |
| 37 | 2 | 2:20.423 | 33.113 | 1:10.348 | 36.962 | 174.0 | 1:32:14.822 | 14 | 2 | 3:12.591 | 52.437 | 1:36.890 | 43.264 | 76.2 | 33:55.456 |
| 16 Porsche 911 2.0L 1. Damien KOHLER 2. Marc de SIEBENTHAL GTL-ELI | | | | | | | | 15 | 2 | 2:41.160 | 37.403 | 1:20.954 | 42.803 | 160.7 | 36:36.616 |
| 1 | 1 | 2:29.682 | 37.898 | 1:14.137 | 37.647 | | 2:29.682 | 16 | 2 | 3:07.468 | 57.902 | 1:30.412 | 39.154 | 72.9 | 39:44.084 |
| 2 | 1 | 2:25.955 | 35.434 | 1:13.288 | 37.233 | 168.7 | 4:55.637 | 17 | 2 | 2:36.068 | 39.016 | 1:20.090 | 36.962 | 136.9 | 42:20.152 |
| 3 | 1 | 2:24.680 | 34.762 | 1:12.864 | 37.054 | 166.9 | 7:20.317 | 18 | 2 | 2:25.843 | 35.908 | 1:13.463 | 36.472 | 152.5 | 44:45.995 |
| 4 | 1 | 2:23.371 | 34.578 | 1:12.417 | 36.376 | 168.7 | 9:43.688 | 19 | 2 | 2:23.738 | 35.127 | 1:11.895 | 36.716 | 159.4 | 47:09.733 |
| 5 | 1 | 2:23.925 | 34.413 | 1:12.987 | 36.525 | 169.5 | 12:07.613 | 20 | 2 | 2:21.684 | 34.719 | 1:10.529 | 36.436 | 170.4 | 49:31.417 |
| 6 | 1 | 2:23.037 | 33.762 | 1:12.691 | 36.584 | 170.7 | 14:30.650 | 21 | 2 | 2:20.688 B | 34.404 | 1:09.851 | 36.433 | 172.8 | 51:52.105 |
| 7 | 1 | 2:22.691 | 34.224 | 1:12.149 | 36.318 | 170.4 | 16:53.341 | 22 | 1 | 4:58.485 | 3:07.327 | 1:12.926 | 38.232 | | 56:50.590 |
| 8 | 1 | 2:20.835 | 33.798 | 1:11.327 | 35.710 | 169.2 | 19:14.176 | 23 | 1 | 2:42.454 | 35.097 | 1:29.395 | 37.962 | 154.9 | 59:33.044 |
| 9 | 1 | 2:20.869 | 33.703 | 1:11.232 | 35.934 | 170.1 | 21:35.045 | 24 | 1 | 7:34.933 | 5:34.094 | 1:21.379 | 39.460 | 162.6 | 1:07:07.977 |
| 10 | 1 | 2:20.452 | 32.505 | 1:12.104 | 35.843 | 168.4 | 23:55.497 | 25 | 1 | 2:29.619 | 36.971 | 1:14.673 | 37.975 | 149.8 | 1:09:37.596 |
| 11 | 1 | 2:20.564 | 33.770 | 1:11.658 | 35.136 | 171.3 | 26:16.061 | 26 | 1 | 2:26.814 | 36.693 | 1:13.575 | 36.546 | 143.9 | 1:12:04.410 |
| 12 | 1 | 2:20.980 | 33.305 | 1:10.704 | 36.971 | 171.3 | 28:37.041 | 27 | 1 | 2:24.250 | 35.185 | 1:12.624 | 36.441 | 158.4 | 1:14:28.660 |
| 13 | 1 | 2:41.009 | 34.518 | | | 168.4 | 31:18.050 | 28 | 1 | 2:23.129 | 34.229 | 1:12.346 | 36.554 | 158.9 | 1:16:51.789 |
| 14 | 1 | 3:03.714 | 49.091 | 1:33.533 | 41.090 | 96.1 | 34:21.764 | 29 | 1 | 2:22.158 | 34.170 | 1:12.031 | 35.957 | 155.2 | 1:19:13.947 |
| | | | | | | | | 30 | 1 | 2:24.244 | 35.248 | 1:12.450 | 36.546 | 149.1 | 1:21:38.191 |
| | | | | | | | | 31 | 1 | 2:30.445 | 34.087 | 1:19.384 | 36.974 | 164.7 | 1:24:08.636 |
| | | | | | | | | 32 | 1 | 2:24.852 | 34.999 | 1:12.294 | 37.559 | 152.1 | 1:26:33.488 |

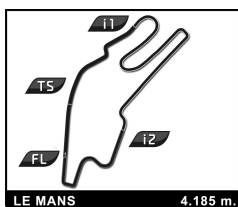


2.0L CUP
HISTORIC RACING BUGATTI
RACE

Sector Analysis

Personal Best Session Best B Crossing the finish line in pit lane

| Lap | D | Time | Sector 1 | Sector 2 | Sector 3 | T. Spd | Elapsed | Lap | D | Time | Sector 1 | Sector 2 | Sector 3 | T. Spd | Elapsed |
|--|---|-----------------|---------------|-----------------|---------------|--------|-------------|--|---|-----------------|---------------|-----------------|---------------|--------|-------------|
| 33 | 1 | 2:25.160 | 35.283 | 1:12.903 | 36.974 | 147.5 | 1:28:58.648 | 13 | 1 | 3:07.756 | 49.699 | 1:32.557 | 45.500 | 99.6 | 35:20.308 |
| 34 | 1 | 2:25.631 | 35.361 | 1:12.782 | 37.488 | 149.1 | 1:31:24.279 | 14 | 1 | 3:15.402 | 47.992 | 1:42.152 | 45.258 | 109.8 | 38:35.710 |
| 35 | 1 | 2:30.708 | 36.024 | 1:14.667 | 40.017 | 148.2 | 1:33:54.987 | 15 | 1 | 3:21.627 | 54.467 | 1:41.995 | 45.165 | 92.8 | 41:57.337 |
| 22 Porsche 911 2.0L 1. Rémi TERRAIL 2. Jürg AEBERHARD GTL | | | | | | | | 16 1 2:52.346 43.706 1:25.253 43.387 107.6 44:49.683 17 1 2:44.958B 40.360 1:21.881 42.717 133.4 47:34.641 18 2 6:27.200 4:31.528 1:17.183 38.489 54:01.841 19 2 2:28.776 36.219 1:14.653 37.904 158.4 56:30.617 20 2 2:27.699 35.794 1:14.084 37.821 159.2 58:58.316 21 2 2:27.676 35.229 1:14.801 37.646 159.9 1:01:25.992 22 2 2:28.296 36.582 1:14.052 37.662 157.6 1:03:54.288 23 2 2:49.455 50.705 1:21.613 37.137 108.3 1:06:43.743 24 2 2:24.587 35.433 1:12.556 36.598 153.3 1:09:08.330 25 2 2:25.960 35.555 1:13.179 37.226 161.8 1:11:34.290 26 2 2:25.694 35.067 1:13.422 37.205 159.9 1:13:59.984 27 2 2:26.643 35.289 1:14.114 37.240 156.9 1:16:26.627 28 2 2:26.874 34.942 1:15.186 36.746 158.4 1:18:53.501 29 2 2:24.767 35.111 1:13.044 36.612 158.1 1:21:18.268 30 2 2:24.916 34.942 1:13.342 36.632 160.5 1:23:43.184 31 2 2:25.439 35.497 1:13.239 36.703 158.7 1:26:08.623 32 2 2:26.482 35.387 1:13.666 37.429 159.4 1:28:35.105 33 2 2:27.120 35.613 1:13.799 37.708 157.4 1:31:02.225 34 2 2:29.120 36.500 1:14.904 37.716 154.9 1:33:31.345 | | | | | | | |
| 32 Porsche 911 2.0L 1. Marie-Claude FIRMINICH 2. Benjamin MONNAY GTL | | | | | | | | 37 Porsche 911 2.0L 1. Xavier DAYRAUT ELI | | | | | | | |
| 1 | 1 | 2:31.263 | 39.668 | 1:13.873 | 37.722 | | 2:31.263 | 1 | 1 | 2:25.977 | 35.918 | 1:12.975 | 37.084 | | 2:25.977 |
| 2 | 1 | 2:25.351 | 35.238 | 1:13.202 | 36.911 | 170.4 | 4:56.614 | 2 | 1 | 2:23.740 | 34.668 | 1:12.302 | 36.770 | 161.5 | 4:49.717 |
| 3 | 1 | 2:23.891 | 34.470 | 1:12.484 | 36.937 | 171.6 | 7:20.505 | 3 | 1 | 2:22.235 | 34.289 | 1:11.399 | 36.547 | 163.1 | 7:11.952 |
| 4 | 1 | 2:21.237 | 34.041 | 1:11.191 | 36.005 | 167.5 | 9:41.742 | 4 | 1 | 2:21.163 | 33.879 | 1:11.310 | 35.974 | 163.9 | 9:33.115 |
| 5 | 1 | 2:21.621 | 33.990 | 1:11.730 | 35.901 | 170.1 | 12:03.363 | 5 | 1 | 2:20.497 | 34.016 | 1:10.701 | 35.780 | 164.5 | 11:53.612 |
| 6 | 1 | 2:20.843 | 33.744 | 1:11.561 | 35.538 | 171.0 | 14:24.206 | 6 | 1 | 2:21.051 | 33.905 | 1:11.166 | 35.980 | 166.7 | 14:14.663 |
| 7 | 1 | 2:20.890 | 33.150 | 1:11.802 | 35.938 | 171.0 | 16:45.096 | 7 | 1 | 2:19.610 | 33.915 | 1:10.286 | 35.409 | 165.3 | 16:34.273 |
| 8 | 1 | 2:20.179 | 33.584 | 1:11.381 | 35.214 | 173.4 | 19:05.275 | 8 | 1 | 2:18.774 | 33.609 | 1:10.326 | 34.839 | 166.1 | 18:53.047 |
| 9 | 1 | 2:18.537 | 33.142 | 1:10.527 | 34.868 | 171.9 | 21:23.812 | 9 | 1 | 2:17.737 | 33.162 | 1:09.956 | 34.619 | 167.2 | 21:10.784 |
| 10 | 1 | 2:19.339 | 33.682 | 1:10.555 | 35.102 | 172.8 | 23:43.151 | 10 | 1 | 2:17.350 | 32.917 | 1:09.766 | 34.667 | 167.8 | 23:28.134 |
| 11 | 1 | 2:19.096 | 33.464 | 1:10.646 | 34.986 | 172.5 | 26:02.247 | 11 | 1 | 2:17.021 | 32.993 | 1:09.590 | 34.438 | 168.1 | 25:45.155 |
| 12 | 1 | 2:18.951 | 32.788 | 1:09.894 | 36.269 | 171.0 | 28:21.198 | 12 | 1 | 2:18.699 | 33.303 | 1:09.052 | 36.344 | 167.5 | 28:03.854 |
| 13 | 1 | 2:30.416 | 33.684 | 1:13.171 | 43.561 | 160.5 | 30:51.614 | 13 | 1 | 2:29.053 | 33.274 | 1:11.985 | 43.794 | 167.5 | 30:32.907 |
| 14 | 1 | 3:15.374 | 53.383 | 1:39.428 | 42.563 | 80.0 | 34:06.988 | 14 | 1 | 2:29.492 | 41.966 | 1:33.137 | 44.389 | 115.8 | 33:32.399 |
| 15 | 1 | 2:36.493 | 38.601 | 1:18.146 | 39.746 | 162.6 | 36:43.481 | 15 | 1 | 3:04.099 | 43.846 | 1:32.910 | 47.343 | 128.1 | 36:36.498 |
| 16 | 1 | 3:09.038B | 53.687 | 1:30.446 | 44.905 | 82.8 | 39:52.519 | 16 | 1 | 3:06.486B | 56.723 | 1:30.407 | 39.356 | 82.4 | 39:42.984 |
| 17 | 1 | 6:10.085 | 4:09.524 | 1:20.231 | 40.330 | | 46:02.604 | 17 | 1 | 5:28.140 | 3:36.814 | 1:14.458 | 36.868 | | 45:11.124 |
| 18 | 1 | 2:34.725 | 37.579 | 1:17.748 | 39.398 | 130.4 | 48:37.329 | 18 | 1 | 2:25.431 | 35.563 | 1:12.782 | 37.086 | 162.3 | 47:36.555 |
| 19 | 1 | 2:31.226 | 36.175 | 1:16.241 | 38.810 | 157.6 | 51:08.555 | 19 | 1 | 2:23.236 | 34.768 | 1:11.733 | 36.735 | 163.1 | 49:59.791 |
| 20 | 1 | 2:31.413 | 37.225 | 1:15.874 | 38.314 | 145.8 | 53:39.968 | 20 | 1 | 2:22.922 | 34.243 | 1:11.863 | 36.816 | 162.3 | 52:22.713 |
| 21 | 1 | 2:28.747 | 35.168 | 1:15.140 | 38.439 | 164.5 | 56:08.715 | 21 | 1 | 2:21.381 | 34.312 | 1:10.966 | 36.103 | 164.2 | 54:44.094 |
| 22 | 1 | 2:28.642 | 35.357 | 1:15.469 | 37.816 | 162.0 | 58:37.357 | 22 | 1 | 2:20.678 | 34.008 | 1:10.396 | 36.274 | 165.0 | 57:04.772 |
| 23 | 1 | 2:33.172 | 34.409 | 1:14.525 | 44.238 | 168.1 | 1:01:10.529 | 23 | 1 | 2:20.894 | 34.440 | 1:10.648 | 35.806 | 166.4 | 59:25.666 |
| 24 | 1 | 2:36.443 | 36.258 | 1:18.602 | 41.583 | 163.6 | 1:03:46.972 | 24 | 1 | 2:20.277 | 34.505 | 1:10.178 | 35.594 | 160.2 | 1:01:45.943 |
| 25 | 1 | 2:54.540 | 54.952 | 1:21.316 | 38.272 | 83.2 | 1:06:41.512 | 25 | 1 | 2:20.940 | 34.504 | 1:10.517 | 35.919 | 163.4 | 1:04:06.883 |
| 26 | 1 | 2:29.804 | 38.657 | 1:14.111 | 37.036 | 145.8 | 1:09:11.316 | 26 | 1 | 2:37.291 | 38.685 | 1:21.378 | 37.228 | 135.6 | 1:06:44.174 |
| 27 | 1 | 2:25.299 | 34.374 | 1:13.975 | 36.950 | 168.4 | 1:11:36.615 | 27 | 1 | 2:18.998 | 33.967 | 1:09.773 | 35.258 | 168.4 | 1:09:03.172 |
| 28 | 1 | 2:25.257 | 34.575 | 1:13.427 | 37.255 | 166.9 | 1:14:01.872 | 28 | 1 | 2:18.165 | 34.023 | 1:09.505 | 34.637 | 168.4 | 1:11:21.337 |
| 29 | 1 | 2:25.722 | 34.577 | 1:14.062 | 37.083 | 168.4 | 1:16:27.594 | 29 | 1 | 2:17.803 | 32.824 | 1:09.943 | 35.036 | 168.9 | 1:13:39.140 |
| 30 | 1 | 2:23.785 | 34.594 | 1:12.695 | 36.496 | 163.1 | 1:18:51.379 | 30 | 1 | 2:17.746 | 33.176 | 1:09.508 | 35.062 | 169.8 | 1:15:56.886 |
| 31 | 1 | 2:24.277 | 34.167 | 1:13.456 | 36.654 | 168.1 | 1:21:15.656 | 31 | 1 | 2:16.731 | 33.371 | 1:08.960 | 34.400 | 167.2 | 1:18:13.617 |
| 32 | 1 | 2:25.122 | 34.678 | 1:12.910 | 37.534 | 168.1 | 1:23:40.778 | 32 | 1 | 2:15.978 | 32.860 | 1:08.709 | 34.409 | 168.9 | 1:20:29.595 |
| 33 | 1 | 2:32.870 | 41.328 | 1:14.112 | 37.430 | 166.4 | 1:26:13.648 | 33 | 1 | 2:18.025 | 33.406 | 1:08.683 | 35.936 | 169.2 | 1:22:47.620 |
| 34 | 1 | 2:46.828 | 35.090 | 1:12.291 | 59.447 | 165.0 | 1:29:00.476 | | | | | | | | |
| 35 | 1 | 2:30.026 | 37.763 | 1:14.407 | 37.856 | 135.2 | 1:31:30.502 | | | | | | | | |
| 36 | 1 | 2:36.454 | 38.088 | 1:17.020 | 41.346 | 126.0 | 1:34:06.956 | | | | | | | | |

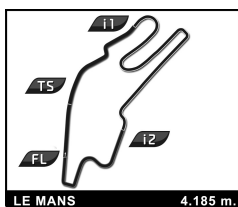


2.0L CUP HISTORIC RACING BUGATTI RACE

Sector Analysis

■ Personal Best ■ Session Best B Crossing the finish line in pit lane

| Lap | D | Time | Sector 1 | Sector 2 | Sector 3 | T. Spd | Elapsed | Lap | D | Time | Sector 1 | Sector 2 | Sector 3 | T. Spd | Elapsed | | | | | | | |
|--|---|-----------------|-----------------|-----------------|---------------|--------|-------------|--|---|-----------------|---------------|-----------------|---------------|--------|-------------|-----------|----------|--------|----------|--------|-------|-----------|
| 34 | 1 | 2:16.990 | 33.000 | 1:09.053 | 34.937 | 171.0 | 1:25:04.610 | 15 | 1 | 5:03.894 | 2:58.287 | 1:25.128 | 40.479 | | 40:36.419 | | | | | | | |
| 35 | 1 | 2:18.327 | 33.798 | 1:09.572 | 34.957 | 168.7 | 1:27:22.937 | 16 | 1 | 2:41.617 | 43.017 | 1:19.129 | 39.471 | 113.3 | 43:18.036 | | | | | | | |
| 36 | 1 | 2:20.004 | 33.667 | 1:10.042 | 36.295 | 166.9 | 1:29:42.941 | 17 | 1 | 2:33.518 | 38.097 | 1:16.780 | 38.641 | 137.9 | 45:51.554 | | | | | | | |
| 37 | 1 | 2:22.963 | 34.873 | 1:11.426 | 36.664 | 163.4 | 1:32:05.904 | 18 | 1 | 2:30.359 | 36.545 | 1:15.706 | 38.108 | 149.1 | 48:21.913 | | | | | | | |
| 44 Porsche 911 2.0L 1. Pascal DUHAMEL GTL | | | | | | | | 19 | | | | | | | | 1 | 2:30.348 | 37.206 | 1:15.404 | 37.738 | 145.2 | 50:52.261 |
| 1 | 1 | 2:39.227 | 42.611 | 1:17.458 | 39.158 | | 2:39.227 | 20 | 1 | 2:28.409 | 36.127 | 1:14.512 | 37.770 | 154.9 | 53:20.670 | | | | | | | |
| 2 | 1 | 2:31.737 | 37.562 | 1:15.599 | 38.576 | 151.8 | 5:10.964 | 21 | 1 | 2:27.739 | 36.366 | 1:14.003 | 37.370 | 150.9 | 55:48.409 | | | | | | | |
| 3 | 1 | 2:31.476 | 36.376 | 1:16.823 | 38.277 | 155.9 | 7:42.440 | 22 | 1 | 2:29.074 | 36.514 | 1:14.686 | 37.874 | 151.4 | 58:17.483 | | | | | | | |
| 4 | 1 | 2:32.173 | 37.336 | 1:15.857 | 38.980 | 151.4 | 10:14.613 | 23 | 1 | 2:28.991 | 36.532 | 1:14.739 | 37.720 | 154.0 | 1:00:46.474 | | | | | | | |
| 5 | 1 | 2:29.664 | 35.717 | 1:15.452 | 38.495 | 155.7 | 12:44.277 | 24 | 1 | 2:38.441 | 39.926 | 1:19.960 | 38.555 | 112.0 | 1:03:24.915 | | | | | | | |
| 6 | 1 | 2:31.428 | 35.583 | 1:14.970 | 40.875 | 157.1 | 15:15.705 | 25 | 1 | 2:38.339 | 41.216 | 1:18.503 | 38.620 | 110.5 | 1:06:03.254 | | | | | | | |
| 7 | 1 | 2:29.282 | 36.041 | 1:15.038 | 38.203 | 154.2 | 17:44.987 | 26 | 1 | 2:31.588 | 39.846 | 1:14.278 | 37.464 | 115.4 | 1:08:34.842 | | | | | | | |
| 8 | 1 | 2:29.221 | 35.498 | 1:14.488 | 39.235 | 157.1 | 20:14.208 | 27 | 1 | 2:27.441 | 36.530 | 1:14.037 | 36.874 | 160.7 | 1:11:02.283 | | | | | | | |
| 9 | 1 | 2:27.880 | 35.422 | 1:14.005 | 38.453 | 160.5 | 22:42.088 | 28 | 1 | 2:27.912 | 36.126 | 1:14.693 | 37.093 | 156.6 | 1:13:30.195 | | | | | | | |
| 10 | 1 | 2:29.642 | 35.478 | 1:15.171 | 38.993 | 156.9 | 25:11.730 | 29 | 1 | 2:27.641 | 36.166 | 1:14.417 | 37.058 | 157.1 | 1:15:57.836 | | | | | | | |
| 11 | 1 | 2:53.288 | 57.008 | 1:15.611 | 40.669 | 159.7 | 28:05.018 | 30 | 1 | 2:26.509 | 36.183 | 1:14.115 | 36.211 | 137.9 | 1:18:24.345 | | | | | | | |
| 12 | 1 | 2:45.265 | 37.628 | 1:21.171 | 46.466 | 153.0 | 30:50.283 | 31 | 1 | 2:25.116 | 35.131 | 1:13.265 | 36.720 | 164.2 | 1:20:49.461 | | | | | | | |
| 13 | 1 | 3:13.301 | 51.295 | 1:38.032 | 43.974 | 98.0 | 34:03.584 | 32 | 1 | 2:25.781 | 35.930 | 1:13.138 | 36.713 | 155.2 | 1:23:15.242 | | | | | | | |
| 14 | 1 | 7:20.324 | 5:05.032 | 1:30.560 | 44.732 | 136.7 | 41:23.908 | 33 | 1 | 2:24.937 | 35.065 | 1:13.186 | 36.686 | 161.8 | 1:25:40.179 | | | | | | | |
| 15 | 1 | 5:00.598 | 2:59.191 | 1:20.166 | 41.241 | | 46:24.506 | 34 | 1 | 2:25.541 | 35.188 | 1:13.508 | 36.845 | 162.8 | 1:28:05.720 | | | | | | | |
| 16 | 1 | 2:38.768 | 38.815 | 1:19.920 | 40.033 | 139.6 | 49:03.274 | 35 | 1 | 2:27.959 | 35.643 | 1:14.379 | 37.937 | 160.7 | 1:30:33.679 | | | | | | | |
| 17 | 1 | 2:36.653 | 37.845 | 1:19.132 | 39.676 | 147.5 | 51:39.927 | 36 | 1 | 2:31.110 | 36.635 | 1:15.185 | 39.290 | 148.6 | 1:33:04.789 | | | | | | | |
| 18 | 1 | 2:36.620 | 38.244 | 1:18.599 | 39.777 | 146.4 | 54:16.547 | 65 Porsche 911 2.0L 1. Erwin VAN LIESHOUT GTL | | | | | | | | | | | | | | |
| 19 | 1 | 2:33.609 | 37.659 | 1:16.896 | 39.054 | 150.9 | 56:50.156 | 1 | 1 | 2:30.958 | 38.900 | 1:14.419 | 37.639 | | 2:30.958 | | | | | | | |
| 20 | 1 | 2:34.542 | 38.020 | 1:17.394 | 39.128 | 141.6 | 59:24.698 | 2 | 1 | 2:27.187 | 35.465 | 1:14.374 | 37.348 | 167.5 | 4:58.145 | | | | | | | |
| 21 | 1 | 2:33.896 | 38.528 | 1:15.898 | 39.470 | 131.6 | 1:01:58.594 | 3 | 1 | 2:24.893 | 35.057 | 1:12.919 | 36.917 | 167.8 | 7:23.038 | | | | | | | |
| 22 | 1 | 3:02.582 | 41.495 | 1:34.906 | 46.181 | 139.4 | 1:05:01.176 | 4 | 1 | 2:23.420 | 34.748 | 1:11.973 | 36.699 | 167.8 | 9:46.458 | | | | | | | |
| 23 | 1 | 2:41.411 | 45.557 | 1:18.004 | 37.850 | 95.7 | 1:07:42.587 | 5 | 1 | 2:23.072 | 34.229 | 1:12.134 | 36.709 | 170.1 | 12:09.530 | | | | | | | |
| 24 | 1 | 2:30.119 | 37.048 | 1:14.700 | 38.371 | 155.4 | 1:10:12.706 | 6 | 1 | 2:22.345 | 34.284 | 1:11.588 | 36.473 | 171.0 | 14:31.875 | | | | | | | |
| 25 | 1 | 2:29.393 | 36.187 | 1:15.374 | 37.832 | 157.6 | 1:12:42.099 | 7 | 1 | 2:22.402 | 34.429 | 1:11.739 | 36.234 | 169.5 | 16:54.277 | | | | | | | |
| 26 | 1 | 2:30.080 | 37.027 | 1:15.542 | 37.511 | 157.9 | 1:15:12.179 | 8 | 1 | 2:21.653 | 34.061 | 1:11.522 | 36.070 | 171.0 | 19:15.930 | | | | | | | |
| 27 | 1 | 2:27.957 | 35.813 | 1:14.382 | 37.762 | 156.9 | 1:17:40.136 | 9 | 1 | 2:20.368 | 33.923 | 1:10.861 | 35.584 | 171.0 | 21:36.298 | | | | | | | |
| 28 | 1 | 2:28.572 | 36.000 | 1:15.336 | 37.236 | 158.7 | 1:20:08.708 | 10 | 1 | 2:21.214 | 34.246 | 1:10.613 | 36.355 | 170.4 | 23:57.512 | | | | | | | |
| 29 | 1 | 2:27.160 | 35.628 | 1:13.890 | 37.642 | 156.2 | 1:22:35.868 | 11 | 1 | 2:19.729 | 33.632 | 1:10.893 | 35.204 | 171.0 | 26:17.241 | | | | | | | |
| 30 | 1 | 2:27.765 | 35.696 | 1:14.185 | 37.884 | 157.9 | 1:25:03.633 | 12 | 1 | 2:22.485 | 34.436 | 1:10.427 | 37.622 | 171.6 | 28:39.726 | | | | | | | |
| 31 | 1 | 2:30.994 | 37.800 | 1:14.370 | 38.824 | 145.8 | 1:27:34.627 | 13 | 1 | 2:39.824 | 36.997 | 1:15.702 | 47.125 | 148.0 | 31:19.550 | | | | | | | |
| 32 | 1 | 2:30.405 | 37.063 | 1:14.822 | 38.520 | 146.4 | 1:30:05.032 | 14 | 1 | 3:02.863 | 49.052 | 1:33.483 | 40.328 | 99.6 | 34:22.413 | | | | | | | |
| 33 | 1 | 2:33.895 | 37.253 | 1:16.561 | 40.081 | 150.7 | 1:32:38.927 | 15 | 1 | 2:58.924 | 39.784 | 1:39.383 | 39.757 | 130.6 | 37:21.337 | | | | | | | |
| 61 Porsche 911 2.0L 1. Luc-Pierre VERQUIN GTL | | | | | | | | 16 | 1 | 2:40.789 | B | 39.706 | 1:20.355 | 40.728 | 126.6 | 40:02.126 | | | | | | |
| 1 | 1 | 2:37.341 | 41.430 | 1:17.372 | 38.539 | | 2:37.341 | 17 | 1 | 4:54.234 | 2:56.683 | 1:17.393 | 40.158 | | 44:56.360 | | | | | | | |
| 2 | 1 | 2:31.736 | 37.402 | 1:16.357 | 37.977 | 144.5 | 5:09.077 | 18 | 1 | 2:30.710 | 36.624 | 1:15.741 | 38.345 | 161.0 | 47:27.070 | | | | | | | |
| 3 | 1 | 2:29.213 | 36.207 | 1:14.826 | 38.180 | 156.4 | 7:38.290 | 19 | 1 | 2:28.973 | 36.279 | 1:14.809 | 37.885 | 161.0 | 49:56.043 | | | | | | | |
| 4 | 1 | 2:30.605 | 36.982 | 1:15.622 | 38.001 | 154.9 | 10:08.895 | 20 | 1 | 2:27.648 | 35.858 | 1:13.090 | 38.700 | 162.3 | 52:23.691 | | | | | | | |
| 5 | 1 | 2:27.204 | 35.943 | 1:13.488 | 37.773 | 155.9 | 12:36.099 | 21 | 1 | 2:27.328 | 36.083 | 1:13.795 | 37.450 | 150.7 | 54:51.019 | | | | | | | |
| 6 | 1 | 2:26.251 | 35.812 | 1:13.249 | 37.190 | 161.5 | 15:02.350 | 22 | 1 | 2:25.773 | 35.375 | 1:13.404 | 36.994 | 164.2 | 57:16.792 | | | | | | | |
| 7 | 1 | 2:25.732 | 35.413 | 1:13.285 | 37.034 | 165.6 | 17:28.082 | 23 | 1 | 2:25.527 | 35.346 | 1:12.964 | 37.217 | 165.6 | 59:42.319 | | | | | | | |
| 8 | 1 | 2:23.782 | 35.174 | 1:12.244 | 36.364 | 164.2 | 19:51.864 | 24 | 1 | 2:25.671 | 35.501 | 1:12.859 | 37.311 | 167.5 | 1:02:07.990 | | | | | | | |
| 9 | 1 | 2:23.768 | 34.903 | 1:12.542 | 36.323 | 162.6 | 22:15.632 | 25 | 1 | 2:53.801 | 36.457 | 1:31.727 | 45.617 | 154.4 | 1:05:01.791 | | | | | | | |
| 10 | 1 | 2:23.112 | 34.973 | 1:12.223 | 35.916 | 160.2 | 24:38.744 | 26 | 1 | 2:38.482 | 45.999 | 1:15.605 | 36.878 | 97.2 | 1:07:40.273 | | | | | | | |
| 11 | 1 | 2:23.023 | 34.956 | 1:12.283 | 35.784 | 165.0 | 27:01.767 | 27 | 1 | 2:23.500 | 34.944 | 1:12.175 | 36.381 | 168.9 | 1:10:03.773 | | | | | | | |
| 12 | 1 | 2:30.555 | 34.922 | 1:13.992 | 41.641 | 166.9 | 29:32.322 | 28 | 1 | 2:23.779 | 34.911 | 1:12.736 | 36.132 | 170.1 | 1:12:27.552 | | | | | | | |
| 13 | 1 | 3:02.146 | 42.649 | 1:29.463 | 50.034 | 116.2 | 32:34.468 | 29 | 1 | 2:21.023 | 34.079 | 1:11.237 | 35.707 | 170.4 | 1:14:48.575 | | | | | | | |
| 14 | 1 | 2:58.057 | B | 1:27.908 | 44.982 | 100.7 | 35:32.525 | 30 | 1 | 2:20.897 | 34.296 | 1:10.774 | 35.827 | 169.8 | 1:17:09.472 | | | | | | | |
| | | | | | | | | 31 | 1 | 2:22.504 | 34.052 | 1:12.096 | 36.356 | 169.8 | 1:19:31.976 | | | | | | | |
| | | | | | | | | 32 | 1 | 2:21.914 | 34.291 | 1:11.112 | 36.511 | 168.1 | 1:21:53.890 | | | | | | | |
| | | | | | | | | 33 | 1 | 2:23.308 | 34.563 | 1:12.410 | 36.335 | 164.7 | 1:24:17.198 | | | | | | | |

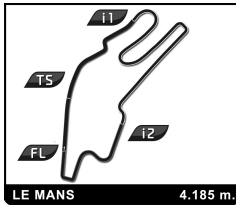


2.0L CUP
HISTORIC RACING BUGATTI
RACE

Sector Analysis

Personal Best Session Best B Crossing the finish line in pit lane

| Lap | D | Time | Sector 1 | Sector 2 | Sector 3 | T. Spd | Elapsed | Lap | D | Time | Sector 1 | Sector 2 | Sector 3 | T. Spd | Elapsed |
|--|---|------------|----------|----------|----------|--------|-------------|--|---|------------|----------|----------|----------|--------|-------------|
| 34 | 1 | 2:23.062 | 34.940 | 1:11.998 | 36.124 | 165.6 | 1:26:40.260 | 13 | 1 | 3:14.317 | 55.745 | 1:36.638 | 41.934 | 79.8 | 35:13.410 |
| 35 | 1 | 2:21.873 | 34.651 | 1:10.832 | 36.390 | 165.6 | 1:29:02.133 | 14 | 1 | 3:20.597 | 53.436 | 1:41.507 | 45.654 | 91.6 | 38:34.007 |
| 36 | 1 | 2:23.399 | 34.444 | 1:11.948 | 37.007 | 168.1 | 1:31:25.532 | 15 | 1 | 3:22.943 B | 55.030 | 1:41.403 | 46.510 | 89.8 | 41:56.950 |
| 37 | 1 | 2:30.890 | 36.753 | 1:15.092 | 39.045 | 148.6 | 1:33:56.422 | 16 | 2 | 4:53.942 | 3:02.313 | 1:14.084 | 37.545 | | 46:50.892 |
| 94 Porsche 911 2.0L 1. Georges VERQUIN GTL | | | | | | | | 17 2 2:28.049 35.686 1:14.491 37.872 162.8 49:18.941 | | | | | | | |
| 1 | 1 | 2:46.887 | 46.329 | 1:19.622 | 40.936 | | 2:46.887 | 18 | 2 | 2:26.432 | 35.582 | 1:13.771 | 37.079 | 162.6 | 51:45.373 |
| 2 | 1 | 2:37.030 | 38.472 | 1:18.674 | 39.884 | 146.0 | 5:23.917 | 19 | 2 | 2:24.879 | 35.218 | 1:12.873 | 36.788 | 164.7 | 54:10.252 |
| 3 | 1 | 2:34.437 | 37.567 | 1:18.495 | 38.375 | 144.5 | 7:58.354 | 20 | 2 | 2:26.168 | 35.129 | 1:14.080 | 36.959 | 163.4 | 56:36.420 |
| 4 | 1 | 2:33.244 | 37.006 | 1:17.834 | 38.404 | 150.7 | 10:31.598 | 21 | 2 | 2:22.956 | 34.541 | 1:11.888 | 36.527 | 163.9 | 58:59.376 |
| 5 | 1 | 2:31.196 | 36.940 | 1:16.082 | 38.174 | 151.1 | 13:02.794 | 22 | 2 | 2:23.473 | 35.223 | 1:11.774 | 36.476 | 163.9 | 1:01:22.849 |
| 6 | 1 | 2:30.214 | 36.075 | 1:16.060 | 38.079 | 154.4 | 15:33.008 | 23 | 2 | 2:27.689 | 35.923 | 1:13.582 | 38.184 | 163.1 | 1:03:50.538 |
| 7 | 1 | 2:30.525 | 35.973 | 1:16.420 | 38.132 | 154.4 | 18:03.533 | 24 | 2 | 2:51.730 | 53.162 | 1:21.725 | 36.843 | 86.8 | 1:06:42.268 |
| 8 | 1 | 2:28.924 | 36.044 | 1:15.853 | 37.027 | 155.2 | 20:32.457 | 25 | 2 | 2:22.491 | 34.231 | 1:11.840 | 36.420 | 166.9 | 1:09:04.759 |
| 9 | 1 | 2:27.587 | 36.009 | 1:14.489 | 37.089 | 157.9 | 23:00.044 | 26 | 2 | 2:21.990 | 34.485 | 1:11.330 | 36.175 | 167.2 | 1:11:26.749 |
| 10 | 1 | 2:28.745 | 35.952 | 1:16.014 | 36.779 | 157.1 | 25:28.789 | 27 | 2 | 2:21.119 | 34.236 | 1:10.836 | 36.047 | 166.1 | 1:13:47.868 |
| 11 | 1 | 2:32.627 | 37.777 | 1:15.784 | 39.066 | 155.7 | 28:01.416 | 28 | 2 | 2:22.151 | 34.423 | 1:11.415 | 36.313 | 164.7 | 1:16:10.019 |
| 12 | 1 | 2:46.082 | 38.599 | 1:22.096 | 45.387 | 144.9 | 30:47.498 | 29 | 2 | 2:20.856 | 34.257 | 1:11.075 | 35.524 | 166.1 | 1:18:30.875 |
| 13 | 1 | 3:12.271 | 51.580 | 1:36.302 | 44.389 | 83.8 | 33:59.769 | 30 | 2 | 2:20.297 | 34.209 | 1:10.283 | 35.805 | 165.6 | 1:20:51.172 |
| 14 | 1 | 2:42.811 | 39.540 | 1:23.095 | 40.176 | 133.1 | 36:42.580 | 31 | 2 | 2:20.509 | 33.725 | 1:10.768 | 36.016 | 166.9 | 1:23:11.681 |
| 15 | 1 | 3:08.559 B | 53.831 | 1:30.650 | 44.078 | 85.2 | 39:51.139 | 32 | 2 | 2:23.033 | 34.506 | 1:12.342 | 36.185 | 166.7 | 1:25:34.714 |
| 16 | 1 | 5:12.227 | 3:14.930 | 1:18.601 | 38.696 | | 45:03.366 | 33 | 2 | 2:23.131 | 34.743 | 1:12.124 | 36.264 | 166.1 | 1:27:57.845 |
| 17 | 1 | 2:32.947 | 37.351 | 1:16.646 | 38.950 | 152.1 | 47:36.313 | 34 | 2 | 2:27.728 | 34.836 | 1:15.710 | 37.182 | 165.0 | 1:30:25.573 |
| 18 | 1 | 2:34.551 | 37.701 | 1:16.574 | 40.276 | 145.2 | 50:10.864 | 35 | 2 | 2:26.347 | 35.445 | 1:13.525 | 37.377 | 159.2 | 1:32:51.920 |
| 19 | 1 | 2:33.315 | 37.961 | 1:17.209 | 38.145 | 137.7 | 52:44.179 | 164 Porsche 911 2.0L 1. Frédéric ERVITI 2. Gilles CASSOU GTL | | | | | | | |
| 20 | 1 | 2:32.883 | 37.657 | 1:16.884 | 38.342 | 146.9 | 55:17.062 | 1 | 1 | 2:39.651 | 43.056 | 1:17.518 | 39.077 | | 2:39.651 |
| 21 | 1 | 2:30.796 | 36.832 | 1:15.888 | 38.076 | 149.3 | 57:47.858 | 2 | 1 | 2:31.969 | 37.624 | 1:15.777 | 38.568 | 152.8 | 5:11.620 |
| 22 | 1 | 2:30.607 | 36.717 | 1:15.633 | 38.257 | 145.8 | 1:00:18.465 | 3 | 1 | 2:31.645 | 36.442 | 1:16.570 | 38.633 | 159.2 | 7:43.265 |
| 23 | 1 | 2:33.323 | 37.754 | 1:17.087 | 38.482 | 150.9 | 1:02:51.788 | 4 | 1 | 2:27.758 | 35.342 | 1:14.543 | 37.873 | 161.0 | 10:11.023 |
| 24 | 1 | 2:36.540 | 41.600 | 1:16.563 | 38.377 | 116.3 | 1:05:28.328 | 5 | 1 | 2:26.521 | 35.539 | 1:13.702 | 37.280 | 161.5 | 12:37.544 |
| 25 | 1 | 2:34.952 | 39.983 | 1:16.808 | 38.161 | 137.3 | 1:08:03.280 | 6 | 1 | 2:25.772 | 35.042 | 1:13.410 | 37.320 | 163.6 | 15:03.316 |
| 26 | 1 | 2:30.824 | 37.169 | 1:16.049 | 37.606 | 150.5 | 1:10:34.104 | 7 | 1 | 2:25.820 | 34.898 | 1:13.963 | 36.959 | 165.6 | 17:29.136 |
| 27 | 1 | 2:30.805 | 37.066 | 1:16.037 | 37.702 | 153.3 | 1:13:04.909 | 8 | 1 | 2:30.676 | 34.758 | 1:12.905 | 43.013 | 163.9 | 19:59.812 |
| 28 | 1 | 2:29.648 | 36.724 | 1:15.359 | 37.565 | 152.3 | 1:15:34.557 | 9 | 1 | 2:26.513 | 34.834 | 1:14.383 | 37.296 | 159.7 | 22:26.325 |
| 29 | 1 | 2:29.743 | 37.163 | 1:15.432 | 37.148 | 152.3 | 1:18:04.300 | 10 | 1 | 2:24.971 | 35.164 | 1:13.274 | 36.533 | 160.7 | 24:51.296 |
| 30 | 1 | 2:30.343 | 36.204 | 1:16.717 | 37.422 | 153.0 | 1:20:34.643 | 11 | 1 | 2:24.920 | 35.658 | 1:12.565 | 36.697 | 162.3 | 27:16.216 |
| 31 | 1 | 2:33.953 | 36.837 | 1:18.399 | 38.717 | 145.2 | 1:23:08.596 | 12 | 1 | 2:29.878 | 36.058 | 1:13.583 | 40.237 | 162.3 | 29:46.094 |
| 32 | 1 | 2:30.818 | 37.117 | 1:15.825 | 37.876 | 149.5 | 1:25:39.414 | 13 | 1 | 3:07.683 | 52.442 | 1:31.029 | 44.212 | 127.2 | 32:53.777 |
| 33 | 1 | 2:32.235 | 37.223 | 1:16.102 | 38.910 | 144.1 | 1:28:11.649 | 14 | 1 | 2:54.303 | 43.859 | 1:26.529 | 43.915 | 115.7 | 35:48.080 |
| 34 | 1 | 2:35.546 | 37.775 | 1:18.952 | 38.819 | 143.7 | 1:30:47.195 | 15 | 1 | 2:50.121 B | 41.835 | 1:24.320 | 43.966 | 124.2 | 38:38.201 |
| 35 | 1 | 2:38.028 | 38.678 | 1:18.817 | 40.533 | 141.2 | 1:33:25.223 | 16 | 2 | 6:13.775 | 4:19.698 | 1:16.003 | 38.074 | | 44:51.976 |
| 163 Porsche 911 2.0L 1. Bruno FRANDEBOEUF 2. Jean-Marc BACHELIER GTL | | | | | | | | 17 2 2:28.081 36.006 1:14.527 37.548 163.4 47:20.057 | | | | | | | |
| 1 | 1 | 2:49.577 | 46.635 | 1:21.941 | 41.001 | | 2:49.577 | 18 | 2 | 2:27.527 | 35.343 | 1:14.733 | 37.451 | 163.9 | 49:47.584 |
| 2 | 1 | 2:38.458 | 38.909 | 1:19.819 | 39.730 | 144.7 | 5:28.035 | 19 | 2 | 2:26.178 | 35.294 | 1:13.268 | 37.616 | 162.8 | 52:13.762 |
| 3 | 1 | 2:37.515 | 37.697 | 1:19.742 | 40.076 | 152.3 | 8:05.550 | 20 | 2 | 2:25.296 | 35.086 | 1:12.551 | 37.659 | 165.8 | 54:39.058 |
| 4 | 1 | 2:34.919 | 37.945 | 1:17.809 | 39.165 | 153.0 | 10:40.469 | 21 | 2 | 2:26.333 | 34.898 | 1:13.639 | 37.796 | 164.2 | 57:05.391 |
| 5 | 1 | 2:34.767 | 37.095 | 1:18.316 | 39.356 | 155.7 | 13:15.236 | 22 | 2 | 2:25.645 | 35.023 | 1:13.724 | 36.898 | 167.2 | 59:31.036 |
| 6 | 1 | 2:34.980 | 37.193 | 1:17.710 | 40.077 | 152.1 | 15:50.216 | 23 | 2 | 2:25.706 | 34.701 | 1:13.774 | 37.231 | 166.4 | 1:01:56.742 |
| 7 | 1 | 2:33.567 | 37.086 | 1:17.524 | 38.957 | 151.8 | 18:23.783 | 24 | 2 | 3:03.187 | 41.256 | 1:36.126 | 45.805 | 141.8 | 1:04:59.929 |
| 8 | 1 | 2:33.642 | 37.422 | 1:17.785 | 38.435 | 146.7 | 20:57.425 | 25 | 2 | 2:38.898 | 45.395 | 1:16.789 | 36.714 | 98.8 | 1:07:38.827 |
| 9 | 1 | 2:36.314 | 38.252 | 1:18.896 | 39.166 | 139.6 | 23:33.739 | 26 | 2 | 2:24.148 | 34.825 | 1:12.885 | 36.438 | 163.9 | 1:10:02.975 |
| 10 | 1 | 2:40.255 | 40.311 | 1:20.921 | 39.023 | 129.2 | 26:13.994 | 27 | 2 | 2:24.048 | 34.687 | 1:12.745 | 36.616 | 164.7 | 1:12:27.023 |
| 11 | 1 | 2:40.752 | 38.669 | 1:18.825 | 43.258 | 145.6 | 28:54.746 | 28 | 2 | 2:24.317 | 35.064 | 1:12.808 | 36.445 | 166.7 | 1:14:51.340 |
| 12 | 1 | 3:04.347 | 41.596 | 1:35.360 | 47.391 | 122.8 | 31:59.093 | 29 | 2 | 2:24.179 | 34.602 | 1:13.964 | 35.613 | 168.1 | 1:17:15.519 |
| | | | | | | | | 30 2 2:23.575 34.607 1:13.326 35.642 167.5 1:19:39.094 | | | | | | | |
| | | | | | | | | 31 2 2:25.698 34.774 1:13.861 37.063 167.2 1:22:04.792 | | | | | | | |
| | | | | | | | | 32 2 2:25.153 34.984 1:13.705 36.464 164.5 1:24:29.945 | | | | | | | |



2.0L CUP
HISTORIC RACING BUGATTI
RACE

Sector Analysis

■ Personal Best ■ Session Best B Crossing the finish line in pit lane

| Lap | D | Time | Sector 1 | Sector 2 | Sector 3 | T. Spd | Elapsed | Lap | D | Time | Sector 1 | Sector 2 | Sector 3 | T. Spd | Elapsed |
|-----|---|----------|----------|----------|----------|--------|-------------|-----|---|------|----------|----------|----------|--------|---------|
| 33 | 2 | 2:25.600 | 35.705 | 1:13.637 | 36.258 | 165.8 | 1:26:55.545 | | | | | | | | |
| 34 | 2 | 2:25.287 | 34.971 | 1:13.669 | 36.647 | 165.3 | 1:29:20.832 | | | | | | | | |
| 35 | 2 | 2:25.032 | 34.973 | 1:13.172 | 36.887 | 165.6 | 1:31:45.864 | | | | | | | | |
| 36 | 2 | 2:32.447 | 36.079 | 1:15.345 | 41.023 | 157.4 | 1:34:18.311 | | | | | | | | |

411

Porsche 911 2.0L
1. Lukas BUCHER

GTL

| | | | | | | | |
|----|---|------------|----------|----------|--------|-------|-------------|
| 1 | 1 | 2:32.486 | 40.244 | 1:14.854 | 37.388 | | 2:32.486 |
| 2 | 1 | 2:26.393 | 36.248 | 1:13.276 | 36.869 | 157.6 | 4:58.879 |
| 3 | 1 | 2:24.748 | 35.013 | 1:12.853 | 36.882 | 160.2 | 7:23.627 |
| 4 | 1 | 2:29.819 | 35.000 | 1:13.289 | 41.530 | 163.9 | 9:53.446 |
| 5 | 1 | 2:22.659 | 34.825 | 1:11.827 | 36.007 | 169.8 | 12:16.105 |
| 6 | 1 | 2:22.156 | 34.423 | 1:11.750 | 35.983 | 170.7 | 14:38.261 |
| 7 | 1 | 2:23.067 | 35.135 | 1:11.864 | 36.068 | 171.0 | 17:01.328 |
| 8 | 1 | 2:21.665 | 34.310 | 1:11.645 | 35.710 | 171.3 | 19:22.993 |
| 9 | 1 | 2:21.535 | 34.041 | 1:11.994 | 35.500 | 172.2 | 21:44.528 |
| 10 | 1 | 2:20.064 | 33.690 | 1:11.271 | 35.103 | 168.9 | 24:04.592 |
| 11 | 1 | 2:18.882 | 33.625 | 1:10.211 | 35.046 | 172.5 | 26:23.474 |
| 12 | 1 | 2:22.567 | 34.146 | 1:11.061 | 37.360 | 173.1 | 28:46.041 |
| 13 | 1 | 2:39.956 | 35.276 | 1:15.924 | 48.756 | 153.0 | 31:25.997 |
| 14 | 1 | 3:06.376 | 48.163 | 1:36.671 | 41.542 | 90.6 | 34:32.373 |
| 15 | 1 | 3:18.166 | 51.305 | 1:38.292 | 48.569 | 140.2 | 37:50.539 |
| 16 | 1 | 3:26.401 B | 54.996 | 1:43.922 | 47.483 | 76.0 | 41:16.940 |
| 17 | 1 | 5:59.653 | 4:05.490 | 1:16.675 | 37.488 | | 47:16.593 |
| 18 | 1 | 2:28.653 | 36.798 | 1:15.086 | 36.769 | 136.0 | 49:45.246 |
| 19 | 1 | 2:25.997 | 35.460 | 1:13.633 | 36.904 | 153.3 | 52:11.243 |
| 20 | 1 | 2:24.932 | 34.914 | 1:12.921 | 37.097 | 164.7 | 54:36.175 |
| 21 | 1 | 2:24.023 | 34.574 | 1:12.715 | 36.734 | 163.6 | 57:00.198 |
| 22 | 1 | 2:24.771 | 34.893 | 1:12.538 | 37.340 | 163.9 | 59:24.969 |
| 23 | 1 | 2:23.326 | 36.150 | 1:10.924 | 36.252 | 139.2 | 1:01:48.295 |
| 24 | 1 | 3:10.457 | 49.093 | 1:35.816 | 45.548 | 91.5 | 1:04:58.752 |
| 25 | 1 | 2:38.520 | 45.552 | 1:16.890 | 36.078 | 104.1 | 1:07:37.272 |
| 26 | 1 | 2:20.973 | 34.119 | 1:11.254 | 35.600 | 171.3 | 1:09:58.245 |
| 27 | 1 | 2:19.979 | 34.223 | 1:10.461 | 35.295 | 169.2 | 1:12:18.224 |
| 28 | 1 | 2:20.638 | 34.243 | 1:10.941 | 35.454 | 165.8 | 1:14:38.862 |
| 29 | 1 | 2:20.019 | 34.614 | 1:10.200 | 35.205 | 167.2 | 1:16:58.881 |
| 30 | 1 | 2:18.194 | 32.964 | 1:10.253 | 34.977 | 172.8 | 1:19:17.075 |
| 31 | 1 | 2:18.421 | 33.381 | 1:09.852 | 35.188 | 170.1 | 1:21:35.496 |
| 32 | 1 | 2:20.233 | 34.313 | 1:10.411 | 35.509 | 169.8 | 1:23:55.729 |
| 33 | 1 | 2:19.218 | 33.716 | 1:10.114 | 35.388 | 168.7 | 1:26:14.947 |
| 34 | 1 | 2:23.586 | 35.417 | 1:11.542 | 36.627 | 170.1 | 1:28:38.533 |
| 35 | 1 | 2:21.785 | 34.391 | 1:11.128 | 36.266 | 165.8 | 1:31:00.318 |
| 36 | 1 | 2:27.147 | 35.622 | 1:13.718 | 37.807 | 153.3 | 1:33:27.465 |