

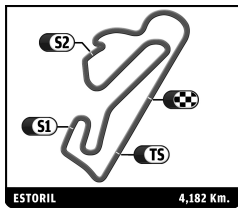
IBERIAN HE - NICHIA CABRAL MEMORIAL

ESTORIL CLASSICS

QUALIFYING 2

Sector Analysis

										Personal Best		Session Best		B Crossing the finish line in pit lane			
Lap	D	Time	Sector 1	Sector 2	Sector 3	T. Spd	Elapsed	Lap	D	Time	Sector 1	Sector 2	Sector 3	T. Spd	Elapsed		
8	AC Cobra Daytona		1.Xavier TANCOGNE		1965												
1	1	2:48.595	56.241	1:10.747	41.607		2:48.595	10	1	2:33.315	34.266	1:15.972	43.077	112.1	32:57.031		
2	1	2:11.678	28.892	1:02.799	39.987	153.1	5:00.273	11	1	2:08.797	26.551	1:01.835	40.411	168.2	35:05.828		
3	1	2:04.919	26.520	1:00.207	38.192	181.8	7:05.192	12	1	2:48.529 B	31.442	1:21.158	55.929	176.5	37:54.357		
4	1	5:13.373 B	25.490	1:00.064	3:47.819	188.3	12:18.565										
5	1	17:42.760	...	1:02.942	51.952		30:01.325										
6	1	2:27.019	34.243	1:07.863	44.913	121.5	32:28.344										
7	1	2:07.231	27.395	1:01.089	38.747	166.7	34:35.575										
8	1	2:02.754	25.241	59.786	37.727	197.4	36:38.329										
9	1	2:03.751	26.235	59.748	37.768	197.7	38:42.080										
10	1	2:02.041	25.296	59.064	37.681	201.7	40:44.121										
14	Lotus Seven		1.João MIRA GOMES		GTP												
		2.Nuno AFOITO															
1	1	2:37.247	48.146	1:08.123	40.978		2:37.247	10	1	2:20.581	27.325	1:08.673	44.583	174.3	31:46.312		
2	1	2:11.022	27.794	1:03.237	39.991	184.8	4:48.269	11	1	2:16.093	34.951	1:01.948	39.194	112.5	34:02.405		
3	1	2:10.426	26.358	1:04.198	39.870	190.6	6:58.695	12	1	2:06.301	26.289	1:01.339	38.673	191.9	36:08.706		
4	1	2:22.772 B	26.214	1:04.644	51.914	186.7	9:21.467	13	1	2:05.712	26.147	1:00.625	38.940	188.9	38:14.418		
5	1	16:29.233	...	1:04.633	40.891		25:50.700	14	1	2:05.817	26.109	1:01.085	38.623	183.3	40:20.235		
6	1	7:08.136	27.738	1:02.267	5:38.131	180.3	32:58.836										
7	1	2:13.875	29.635	1:04.130	40.110	166.2	35:12.711										
8	1	2:17.308	30.742	1:05.598	40.968	139.2	37:30.019										
9	1	2:08.641	28.862	1:02.426	39.353	181.8	39:38.660										
17	Porsche 914-6 GT		1.João VIEIRA		INV												
1	1	3:35.452 B	1:29.798	1:12.624	53.030		3:35.452	10	1	2:13.005	28.388	1:03.960	40.657	180.0	35:04.974		
2	1	4:43.170	2:59.027	1:04.924	39.219		8:18.622	11	1	2:15.297	28.375	1:05.487	41.435	168.5	5:48.535		
3	1	2:09.673	27.228	1:02.833	39.612	202.4	10:28.295	12	1	2:12.608	27.052	1:05.068	40.488	189.6	8:01.143		
4	1	2:15.116	27.495	1:04.206	43.415	186.4	12:43.411	13	1	2:11.208	27.668	1:03.312	40.228	188.9	10:12.351		
5	1	3:06.463 B	33.308	1:24.835	1:08.320	145.8	15:49.874	14	1	2:21.185	30.302	1:08.863	42.200	163.7	12:33.536		
6	1	9:09.036	7:23.412	1:04.757	40.867		24:58.910	1	1	2:45.807 B	27.905	1:10.030	1:07.872	178.5	15:19.343		
7	1	2:07.626	27.302	1:01.521	38.803	191.5	27:06.536	2	1	9:46.697	7:59.472	1:06.093	41.132		25:06.040		
8	1	2:09.243	27.577	1:02.592	39.074	183.3	29:15.779	3	1	2:30.096	26.698	1:22.138	41.260	192.2	27:36.136		
9	1	2:06.506	27.292	1:00.755	38.459	187.3	31:22.285	4	1	2:45.607	52.112	1:05.292	48.203	196.7	30:21.743		
10	1	2:40.719 B	28.536	1:14.895	57.288	179.7	34:03.004	5	1	2:30.226	33.564	1:12.965	43.697	137.8	32:51.969		
21	Ford Mustang		1.Max BOODIE		1965												
1	1	2:59.939	1:10.818	1:08.049	41.072		2:59.939	10	1	2:13.005	28.388	1:03.960	40.657	180.0	35:04.974		
2	1	2:08.070	26.980	1:01.894	39.196	182.7	5:08.009	11	1	2:43.532 B	30.897	1:12.141	1:00.494	151.8	6:13.213		
3	1	2:06.276	25.726	1:01.276	39.274	193.2	7:14.285	12	1	6:50.262	5:08.701	1:03.496	38.065		13:03.475		
4	1	2:20.620 B	26.360	1:01.892	52.368	178.8	9:34.905	13	1	2:47.745 B	26.360	1:14.842	1:06.543	208.5	15:51.220		
29	Ford Mustang Shelby 350GT		1.Harmen VAN PUTTEN		1965												
		2.Bernardo SÁ NOGUEIRA															
1	1	3:13.585	1:14.639	1:14.928	44.018		3:13.585	10	1	2:04.372	25.341	59.140	39.891	200.2	26:36.742		
2	1	2:15.895	29.173	1:04.595	42.127	149.8	5:29.480	11	1	2:05.277	25.383	59.585	40.309	199.5	28:42.019		
3	1	2:14.790	28.150	1:05.190	41.450	165.4	7:44.270	12	1	2:19.273	24.943	1:09.414	44.916	210.9	31:01.292		
4	1	2:13.532	27.219	1:04.259	42.054	175.7	9:57.802	13	1	2:23.339	34.440	1:11.448	37.451	126.6	33:24.631		
5	1	2:35.799	28.428	1:16.801	50.570	180.3	12:33.601	14	1	2:02.795	25.161	59.523	38.111	188.3	35:27.426		
6	1	2:48.306 B	28.975	1:09.987	1:09.344	162.3	15:21.907	1	1	2:02.568	25.620	59.095	37.853	209.3	37:29.994		
7	1	10:28.108	8:35.083	1:09.872	43.153		25:50.015	12	1	2:02.498	24.720	59.308	38.470	197.7	39:32.492		
8	1	2:13.677	27.282	1:05.316	41.079	171.9	28:03.692										
9	1	2:20.024	27.816	1:03.077	49.131	164.0	30:23.716										
60	Porsche 911 3.0RS		1.Pedro BASTOS REZENDE		1976												
1	1	3:13.444	1:25.210	1:06.553	41.681		3:13.444	10	1	2:07.854	26.943	1:02.256	38.655	172.4	5:21.298		
2	1	2:07.854	26.943	1:02.256	38.655	172.4	5:21.298	11	1	2:04.014	26.218	59.884	37.912	173.0	7:25.312		
3	1	2:04.014	26.218	59.884	37.912	173.0	7:25.312	12	1	2:02.853	25.745	59.463	37.645	186.7	9:28.165		
4	1	2:02.853	25.745	59.463	37.645	186.7	9:28.165	13	1	2:40.096 B	28.886	1:13.740	57.470	170.3	12:08.261		
5	1	2:40.096 B	28.886	1:13.740	57.470	170.3	12:08.261										



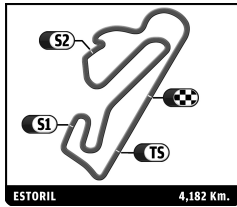
IBERIAN HE - NICHIA CABRAL MEMORIAL

ESTORIL CLASSICS

QUALIFYING 2

Sector Analysis

Lap	D	Time	Sector 1	Sector 2	Sector 3	T. Spd	Elapsed	Lap	D	Time	Sector 1	Sector 2	Sector 3	T. Spd	Elapsed
6	1	13:46.124 B	...	1:07.539	49.588		25:54.385								
79	Ford GT40 1. Jordi PUIG						GTP	110	Chevrolet Grand Sport 1. Michiel CAMPAGNE 2. Allard KALFF						GTP
1	1	3:03.010	1:09.432	1:08.068	45.510		3:03.010	1	1	2:37.432	53.580	1:05.044	38.808		2:37.432
2	1	2:06.173	27.141	1:01.384	37.648	177.1	5:09.183	2	1	2:04.329	26.194	1:00.119	38.016	179.7	4:41.761
3	1	2:01.251	25.236	58.706	37.309	187.0	7:10.434	3	1	2:01.530	25.705	58.157	37.668	185.7	6:43.291
4	1	2:17.873 B	24.015	57.001	56.857	202.0	9:28.307	4	1	2:35.646 B	29.695	1:12.285	53.666	197.4	9:18.937
5	1	16:33.301	...	1:21.915	47.874		26:01.608	5	1	5:12.916 B	3:05.146	1:01.066	1:06.704		14:31.853
6	1	2:24.864	30.756	1:15.176	38.932	203.5	28:26.472	6	1	11:37.703	9:56.724	1:03.658	37.321		26:09.556
7	1	2:25.825 B	24.500	1:00.801	1:00.524	199.1	30:52.297	7	1	1:57.774	24.635	56.461	36.678	210.9	28:07.330
8	1	2:32.562	48.309	1:07.811	36.442		33:24.859	8	1	2:40.982 B	28.090	1:07.606	1:05.286	158.1	30:48.312
9	1	1:56.989	23.479	56.429	37.081	218.4	35:21.848	157	PORSCHE 2.5 ST 1. Ildefonso GRACIA 2. Ildefonso GRACIA				1971		
10	1	2:19.616 B	28.424	59.196	51.996	183.3	37:41.464	1	1	2:57.679	1:02.679	1:12.263	42.737		2:57.679
83	Porsche 911 3.0RS 1. Bruno IGLESIAS DUARTE 2. Filipe SILVA JESUS						1976	2	1	2:17.283	28.784	1:07.934	40.565	171.6	5:14.962
1	1	3:10.512	1:17.623	1:10.483	42.406		3:10.512	3	1	2:14.550	28.791	1:04.834	40.925	178.0	7:29.512
2	1	2:14.669	27.695	1:06.602	40.372	183.6	5:25.181	4	1	2:14.458	28.753	1:05.302	40.403	162.1	9:43.970
3	1	2:13.877	28.256	1:04.560	41.061	172.4	7:39.058	5	1	2:37.309	29.338	1:18.337	49.634	177.1	12:21.279
4	1	2:11.406	27.022	1:03.711	40.673	182.4	9:50.464	6	1	2:52.989 B	29.980	1:15.465	1:07.544	154.1	15:14.268
5	1	2:40.294 B	29.082	1:14.188	57.024	185.1	12:30.758	7	1	9:32.516	7:45.844	1:06.036	40.636		24:46.784
6	1	12:25.336	...	1:04.857	41.232		24:56.094	8	1	2:10.219	27.055	1:02.665	40.499	173.2	26:57.003
7	1	2:10.040	27.849	1:02.246	39.945	176.5	27:06.134	9	1	2:09.768	27.392	1:01.771	40.605	178.8	29:06.771
8	1	2:08.824	27.016	1:01.578	40.230	179.4	29:14.958	10	1	2:23.320	27.916	1:09.364	46.040	180.6	31:30.091
9	1	2:16.191	28.064	1:02.673	45.454	178.8	31:31.149	11	1	2:18.381	31.123	1:05.064	42.194	146.8	33:48.472
10	1	2:16.649	33.030	1:03.136	40.483	135.4	33:47.798	12	1	2:07.442	26.529	1:01.672	39.241	182.4	35:55.914
11	1	2:07.058	26.610	1:00.726	39.722	186.7	35:54.856	13	1	2:09.648	26.864	1:03.029	39.755	185.4	38:05.562
12	1	2:06.889	26.750	1:00.530	39.609	193.2	38:01.745	14	1	2:06.878	26.432	1:01.126	39.320	186.7	40:12.440
13	1	2:06.846	26.308	1:01.140	39.398	203.5	40:08.591	163	Porsche 911 RS 1. Vasco NINA				1976		
89	Ford GT40 1. Olivier TANCOGNE						GTP	1	1	3:31.581	1:31.058	1:15.893	44.630		3:31.581
1	1	2:33.096	47.448	1:04.701	40.947		2:33.096	2	1	2:25.743	29.969	1:11.668	44.106	157.7	5:57.324
2	1	2:07.857	26.979	1:00.952	39.926	166.4	4:40.953	3	1	2:12.902	27.396	1:04.977	40.529	189.6	8:10.226
3	1	2:02.912	27.148	58.119	37.645	171.1	6:43.865	4	1	2:14.218	27.583	1:04.857	41.778	178.8	10:24.444
4	1	2:01.129	26.098	57.981	37.050	184.8	8:44.994	5	1	2:17.331	28.710	1:06.536	42.085	181.8	12:41.775
5	1	2:33.588 B	26.487	1:00.885	1:06.216	193.9	11:18.582	6	1	2:59.868 B	27.779	1:20.065	1:12.024	180.3	15:41.643
6	1	13:45.653	...	1:01.226	38.728		25:04.235	7	1	11:32.099 B	9:27.012	1:06.353	58.734		27:13.742
7	1	2:01.737	25.261	59.434	37.042	179.7	27:05.972	8	1	6:04.264	4:14.813	1:07.831	41.620		33:18.006
8	1	1:57.260	24.472	55.916	36.872	182.4	29:03.232	9	1	2:10.854	27.104	1:02.851	40.899	202.0	35:28.860
9	1	2:22.328	25.337	1:04.815	52.176	193.6	31:25.560	10	1	2:12.600	28.466	1:04.128	40.006	182.7	37:41.460
10	1	2:09.718	33.210	1:00.760	35.748	126.6	33:35.278	11	1	2:10.681	27.268	1:02.965	40.448	203.2	39:52.141
11	1	1:55.706	24.190	55.416	36.100	188.3	35:30.984	192	Jaguar E-Type 1. Robert FRAOWEIN 2. Ottmar GAST				1965		
12	1	2:21.150 B	29.006	59.576	52.568	176.3	37:52.134	1	1	2:32.235	41.208	1:08.889	42.138		2:32.235
109	Alfa Romeo GTAm 1. Christian OLDENDORFF						1971	2	1	2:11.858	26.866	1:04.298	40.694	187.3	4:44.093
1	1	25:32.095	...	1:10.596	42.332		25:32.095	3	1	2:08.376	26.984	1:01.683	39.709	181.5	6:52.469
2	1	2:16.417	28.462	1:05.540	42.415	171.9	27:48.512	4	1	2:08.518	26.759	1:02.287	39.472	178.3	9:00.987
3	1	2:31.199	30.373	1:09.915	50.911	174.3	30:19.711	5	1	2:38.707	28.285	1:19.146	51.276	184.2	11:39.694
4	1	2:27.037	32.974	1:12.867	41.196	136.3	32:46.748	6	1	2:55.314 B	35.304	1:12.927	1:07.083	115.8	14:35.008
5	1	2:07.362	26.713	1:01.528	39.121	197.7	34:54.110	7	1	10:25.489	8:30.875	1:11.683	42.931		25:00.497
6	1	2:06.127	26.163	1:01.122	38.842	195.3	37:00.237	8	1	2:09.668	27.386	1:02.746	39.536	178.8	27:10.165
7	1	2:06.665	26.125	1:01.373	39.167	195.3	39:06.902	9	1	2:07.541	26.551	1:01.428	39.562	189.6	29:17.706
								10	1	2:26.181	30.343	1:09.923	45.915	164.2	31:43.887
								11	1	2:23.068	33.520	1:08.756	40.792	129.7	34:06.955
								12	1	2:07.411	26.626	1:01.488	39.297	198.4	36:14.366



IBERIAN HE - NICHIA CABRAL MEMORIAL

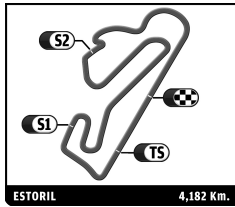
ESTORIL CLASSICS

QUALIFYING 2

Sector Analysis

■ Personal Best ■ Session Best B Crossing the finish line in pit lane

Lap	D	Time	Sector 1	Sector 2	Sector 3	T. Spd	Elapsed	Lap	D	Time	Sector 1	Sector 2	Sector 3	T. Spd	Elapsed
13	1	2:12.467	28.660	1:04.146	39.661	198.4	38:26.833	3	1	2:00.783	24.935	58.449	37.399	212.9	6:34.841
14	1	2:07.544	26.616	1:01.440	39.488	193.9	40:34.377	4	1	2:02.923	24.959	59.888	38.076	212.5	8:37.764
215 Ford Mustang Shelby 350GT 1. Frans VAN MAARSCHALL 1965								245 Porsche 904/6 1. Thorkild STAMP 1965							
1	1	3:12.780	1:16.730	1:14.545	41.505		3:12.780	1	1	3:05.260	1:07.314	1:15.809	42.137		3:05.260
2	1	2:10.184	26.295	1:04.685	39.204	193.9	5:22.964	2	1	2:15.498	28.315	1:05.290	41.893	175.7	5:20.758
3	1	2:06.649	26.415	1:01.400	38.834	192.9	7:29.613	3	1	2:16.160	29.305	1:04.769	42.086	163.7	7:36.918
4	1	2:09.011	27.247	1:01.622	40.142	204.3	9:38.624	4	1	2:14.217	27.287	1:04.927	42.003	178.3	9:51.135
5	1	2:32.922 B	27.686	1:07.940	57.296	207.7	12:11.546	5	1	2:41.410	29.903	1:20.851	50.656	176.0	12:32.545
6	1	12:26.412	...	1:06.886	39.632		24:37.958	6	1	3:06.867 B	28.601	1:26.968	1:11.298	169.2	15:39.412
7	1	2:19.630	26.206	1:14.405	39.019	212.1	26:57.588	7	1	9:51.825	8:00.500	1:08.822	42.503		25:31.237
8	1	2:06.260	26.135	1:00.933	39.192	195.3	29:03.848	8	1	2:16.684	28.163	1:06.145	42.376	177.4	27:47.921
9	1	2:21.945	26.501	1:04.095	51.349	188.9	31:25.793	9	1	2:38.643 B	30.343	1:06.788	1:01.512	167.2	30:26.564
10	1	2:17.070	33.897	1:03.984	39.189	124.7	33:42.863	289 Ford Falcon 1. Jaap VAN DER ENDE 1965 2. Martien BIJLEVELD							
11	1	2:07.013	25.941	1:02.050	39.022	202.4	35:49.876	1	1	2:53.127	1:01.793	1:10.252	41.082		2:53.127
12	1	2:07.080	27.428	1:00.689	38.963	183.0	37:56.956	2	1	2:10.276	27.335	1:03.383	39.558	169.5	5:03.403
227 Merlyn MK4 1. Carlos BARBOT GTP 2. Pedro MATOS								3 1 2:09.504 26.517 1:02.103 40.884 179.1 7:12.907 4 1 2:09.282 26.450 1:02.270 40.562 174.6 9:22.189 5 1 2:44.738 B 28.326 1:18.963 57.449 168.2 12:06.927 6 1 3:57.260 B 1:33.438 1:23.441 1:00.381 16:04.187 7 1 8:58.366 7:13.465 1:04.830 40.071 25:02.553 8 1 2:09.265 26.470 1:02.886 39.909 198.4 27:11.818 9 1 2:07.910 26.531 1:01.214 40.165 171.6 29:19.728 10 1 2:26.118 29.720 1:11.588 44.810 167.7 31:45.846 11 1 2:21.864 34.919 1:07.094 39.851 117.1 34:07.710 12 1 2:09.279 26.257 1:01.954 41.068 177.7 36:16.989 13 1 2:10.732 28.275 1:02.347 40.110 160.2 38:27.721 14 1 2:09.332 27.103 1:01.892 40.337 164.5 40:37.053							
239 Alfa Romeo GT 1. Volker HICHERT INV 2. Björn EBSEN								317 Datsun 1200 1. José CARVALHOSA Spirit 2. António SANTOS MENDO							
1	1	3:55.350	1:52.942	1:16.928	45.480		3:55.350	1	1	3:32.754	1:24.990	1:19.934	47.830		3:32.754
2	1	2:22.662	31.057	1:08.394	43.211	166.7	6:18.012	2	1	2:34.362	31.545	1:15.219	47.598	155.4	6:07.116
3	1	2:20.654	30.063	1:07.939	42.652	158.3	8:38.666	3	1	3:03.344 B	34.786	1:25.118	1:03.440	133.0	9:10.460
4	1	2:25.642	29.098	1:09.929	46.615	191.2	11:04.308	4	1	5:57.528 B	3:34.887	1:20.310	1:02.331		15:07.988
5	1	3:21.923 B	49.679	1:19.984	1:12.260	115.5	14:26.231	5	1	10:10.657	8:09.021	1:14.507	47.129		25:18.645
6	1	11:07.743	9:14.408	1:10.098	43.237		25:33.974	6	1	2:33.561	31.825	1:14.078	47.658	154.1	27:52.206
7	1	2:18.800	29.528	1:06.858	42.414	174.6	27:52.774	337 Porsche 2,5 ST 1. Piero DAL MASO 1971 2. José CARVALHOSA 3. Nuno NUNES							
8	1	2:27.746	32.141	1:07.656	47.949	158.6	30:20.520	1	1	3:46.661	1:44.328	1:20.503	41.830		3:46.661
9	1	2:31.195	33.841	1:13.213	44.141	130.0	32:51.715	2	1	2:11.361	27.008	1:03.135	41.218	191.9	5:58.022
10	1	2:18.092	28.344	1:07.689	42.059	183.3	35:09.807	3	1	2:08.220	26.874	1:01.902	39.444	180.6	8:06.242
11	1	2:23.347	31.380	1:07.296	44.671	182.7	37:33.154	4	1	2:07.097	26.367	1:01.104	39.626	185.7	10:13.339
12	1	2:17.213	29.016	1:05.698	42.499	173.0	39:50.367	5	1	2:26.429	30.895	1:12.742	42.792	158.6	12:39.768
241 Porsche 911 3.0RS 1. Annette ROLNER 1976								6 1 2:46.243 B 26.805 1:08.959 1:10.479 187.0 15:26.011 7 1 10:21.982 8:28.264 1:11.866 41.852 25:47.993 8 1 2:05.922 26.185 1:00.678 39.059 196.0 27:53.915 9 1 2:30.089 B 30.530 1:02.116 57.443 191.5 30:24.004 10 1 4:37.505 2:54.102 1:03.515 39.888 35:01.509 11 1 2:05.424 25.827 1:00.582 39.015 201.3 37:06.933							
1	1	2:53.721	55.109	1:13.736	44.876		2:53.721	242 Porsche 911 3.0RS 1. Lars ROLNER 1976							
2	1	2:23.803	31.526	1:10.696	41.581	151.8	5:17.524	1	1	2:30.314	39.196	1:10.316	40.802		2:30.314
3	1	2:12.121	27.964	1:04.007	40.150	173.8	7:29.645	2	1	2:03.744	25.872	59.792	38.080	184.5	4:34.058
4	1	2:12.429	28.345	1:03.942	40.142	188.0	9:42.074								
5	1	2:43.363 B	30.128	1:15.749	57.486	173.8	12:25.437								



IBERIAN HE - NICHIA CABRAL MEMORIAL

ESTORIL CLASSICS

QUALIFYING 2

Sector Analysis

■ Personal Best
 ■ Session Best
 B Crossing the finish line in pit lane

Lap	D	Time	Sector 1	Sector 2	Sector 3	T. Spd	Elapsed	Lap	D	Time	Sector 1	Sector 2	Sector 3	T. Spd	Elapsed
357		Porsche 911 2.8 RSR		3. José CARVALHOSA		1976									
		1. Nuno NUNES													
		2. Piero DAL MASO													
1	1	3:47.865	1:45.763	1:20.117	41.985		3:47.865								
2	1	2:11.380	27.840	1:03.357	40.183	176.5	5:59.245								
3	1	2:08.688	26.433	1:02.483	39.772	191.2	8:07.933								
4	1	2:07.948	26.490	1:01.110	40.348	194.2	10:15.881								
5	1	2:22.542	29.054	1:12.770	40.718	190.2	12:38.423								
6	1	2:45.863 B	26.557	1:09.077	1:10.229	202.4	15:24.286								
7	1	10:00.672	8:11.042	1:07.386	42.244		25:24.958								
8	1	2:11.744	28.092	1:03.110	40.542	175.2	27:36.702								
9	1	2:23.393	27.582	1:04.154	51.657	200.6	30:00.095								
10	1	2:26.844	33.744	1:08.579	44.521	124.0	32:26.939								
11	1	2:12.124	28.353	1:03.714	40.057	172.7	34:39.063								
12	1	2:09.894	26.507	1:02.240	41.147	202.4	36:48.957								
13	1	2:15.592	29.249	1:05.370	40.973	175.4	39:04.549								
501		Ford Escort RS2000				1976									
		1. Carlos DIAS PEDRO													
		2. Ricardo PEREIRA													
1	1	3:27.341	1:33.111	1:12.416	41.814		3:27.341								
2	1	2:06.270	27.054	1:00.422	38.794	164.5	5:33.611								
3	1	2:05.803	25.937	1:00.921	38.945	195.6	7:39.414								
4	1	2:05.814	26.782	1:00.194	38.838	186.1	9:45.228								
5	1	2:44.127 B	30.404	1:17.122	56.601	188.9	12:29.355								
518		Ford Escort RS 2000				1976									
		1. Luis Pedro LIBERAL													
1	1	3:38.323	1:38.934	1:15.903	43.486		3:38.323								
2	1	2:22.902	28.545	1:08.980	45.377	175.2	6:01.225								
3	1	2:10.298	27.499	1:02.835	39.964	198.8	8:11.523								
4	1	2:36.841 B	31.071	1:09.121	56.649	183.0	10:48.364								