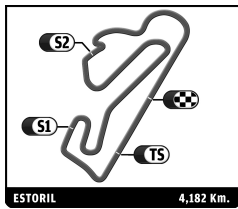


SIXTIES' ENDURANCE ESTORIL CLASSICS QUALIFYING

Sector Analysis

Lap	D	Time	Sector 1	Sector 2	Sector 3	T. Spd	Elapsed	Lap	D	Time	Sector 1	Sector 2	Sector 3	T. Spd	Elapsed
3		JAGUAR Type E 3.8L 1963										GT4			
		1.Armand MILLE													
		2.Yves SCEMAMA													
1	1	3:03.820	1:12.027	1:10.025	41.768		3:03.820	2	2	2:02.560	25.404	59.017	38.139	188.6	4:08.606
2	1	2:09.656	27.533	1:02.763	39.360	166.2	5:13.476	3	2	2:01.914	24.941	58.773	38.200	202.4	6:10.520
3	1	2:07.689	27.168	1:01.934	38.587	182.7	7:21.165	4	2	2:19.404	25.475	1:02.036	51.893	189.2	8:29.924
4	1	2:17.963	26.449	1:00.781	50.733	174.6	9:39.128	5	1	3:43.311	2:01.712	1:02.112	39.487		12:13.235
5	2	3:43.662	2:02.217	1:02.210	39.235		13:22.790	6	1	2:04.241	25.897	59.742	38.602	180.9	14:17.476
6	2	2:07.825	26.308	1:01.256	40.261	173.8	15:30.615	7	1	2:06.363	26.645	1:01.039	38.679	192.5	16:23.839
7	2	2:07.479	26.156	1:01.265	40.058	171.3	17:38.094	8	1	2:03.782	25.583	59.408	38.791	189.9	18:27.621
8	2	2:06.154	26.341	1:01.082	38.731	176.8	19:44.248	9	1	2:04.681	25.526	59.410	39.745	194.9	20:32.302
9	2	2:05.157	26.184	1:00.593	38.380	185.4	21:49.405	10	1	2:15.974	25.592	59.090	51.292	203.5	22:48.276
10	2	2:05.758	26.903	1:00.356	38.499	174.9	23:55.163	11	2	4:55.415	3:16.431	1:00.613	38.371		27:43.691
11	2	2:30.221	29.505	1:08.130	52.586	166.4	26:25.384	12	2	2:02.758	25.200	58.682	38.876	206.2	29:46.449
12	2	4:35.792	2:55.010	1:01.949	38.833		31:01.176	13	2	2:02.253	25.125	59.041	38.087	201.7	31:48.702
13	2	2:08.829	26.639	1:02.013	40.177	176.8	33:10.005	14	2	2:02.808	24.990	59.548	38.270	189.6	33:51.510
14	2	2:06.399	26.425	1:01.340	38.634	178.8	35:16.404	15	2	2:01.940	24.988	58.818	38.434	212.9	35:53.450
15	2	2:05.751	26.429	1:00.726	38.596	183.9	37:22.155	16	2	2:01.915	25.050	58.781	38.084	202.8	37:55.365
16	2	2:05.063	25.995	1:00.512	38.556	192.9	39:27.218	17	2	2:02.456	24.733	58.982	38.741	210.5	39:57.821
17	2	2:05.204	25.793	1:01.048	38.363	193.2	41:32.422	18	2	2:01.640	24.983	58.477	38.180	204.7	41:59.461
8		SHELBY Cobra Daytona 1964										GT5			
		1.Xavier GALANT													
		2.Olivier GALANT													
1	1	4:21.738	2:37.246	1:04.879	39.613		4:21.738	1	1	2:45.842	57.927	1:06.453	41.462		2:45.842
2	1	2:08.881	26.859	1:02.765	39.257	182.7	6:30.619	2	1	2:14.190	29.197	1:04.579	40.414	175.4	5:00.032
3	1	2:07.118	26.803	1:01.233	39.082	165.2	8:37.737	3	1	2:14.130	29.077	1:04.097	40.956	184.2	7:14.162
4	1	2:07.934	26.356	1:02.390	39.188	181.8	10:45.671	4	1	2:24.186	28.424	1:03.931	51.831	167.5	9:38.348
5	1	2:21.149	26.141	1:01.950	53.058	178.0	13:06.820	5	2	4:38.760	2:52.979	1:06.520	39.261		14:17.108
6	2	5:22.458	3:36.708	1:06.165	39.585		18:29.278	6	2	2:07.757	26.691	1:01.890	39.176	194.6	16:24.865
7	2	2:04.987	26.455	59.230	39.302	170.3	20:34.265	7	2	2:04.663	26.221	1:00.279	38.163	182.1	18:29.528
8	2	2:01.208	25.465	57.886	37.857	180.6	22:35.473	8	2	2:43.396	28.866	1:09.613	1:04.917	156.5	21:12.924
9	2	2:02.783	25.066	59.106	38.611	187.3	24:38.256								
10	2	2:03.863	25.955	59.101	38.807	179.1	26:42.119								
11	2	2:01.716	25.678	58.257	37.781	186.4	28:43.835								
12	2	2:01.309	25.156	57.913	38.240	190.2	30:45.144								
13	2	2:02.061	24.893	58.667	38.501	191.9	32:47.205								
14	2	2:01.009	24.889	57.687	38.433	196.0	34:48.214								
15	2	2:00.326	24.807	57.613	37.906	193.6	36:48.540								
11		MORGAN +4 Super Sport 1962										GT3			
		1.Gonzague RUCHAUD													
		2.Stanislas GURDJIAN													
1	1	3:24.629	1:24.867	1:13.854	45.908		3:24.629	1	1	2:26.401	43.639	1:03.433	39.329		2:26.401
2	1	2:23.631	31.073	1:09.660	42.898	150.8	5:48.260	2	1	2:07.598	26.675	1:01.466	39.457	178.3	4:33.999
3	1	2:18.844	29.557	1:07.347	41.940	174.9	8:07.104	3	1	2:09.286	26.847	1:02.110	40.329	183.9	6:43.285
4	1	2:19.383	28.392	1:07.864	43.127	187.0	10:26.487	4	1	2:07.769	26.232	1:01.634	39.903	198.8	8:51.054
5	1	2:20.083	29.057	1:07.744	43.282	178.3	12:46.570	5	1	2:07.469	26.341	1:01.894	39.234	179.7	10:58.523
6	1	2:21.330	29.060	1:07.171	45.099	166.9	15:07.900	6	1	2:20.320	26.253	1:01.750	52.317	185.4	13:18.843
7	1	2:16.745	28.106	1:06.478	42.161	191.2	17:24.645	7	2	3:47.158	2:02.785	1:04.782	39.591		17:06.001
8	1	2:44.894	32.612	1:16.192	56.090	165.7	20:09.539	8	2	2:05.137	26.346	1:00.517	38.274	205.4	19:11.138
9	2	4:14.945	2:22.222	1:09.209	43.514		24:24.484	9	2	2:04.211	25.596	1:00.091	38.524	207.0	21:15.349
10	2	2:17.677	28.738	1:06.480	42.459	173.5	26:42.161	10	2	2:02.729	24.858	59.828	38.043	211.7	23:18.078
11	2	2:16.314	28.453	1:06.278	41.583	163.7	28:58.475	11	2	2:05.812	24.944	1:02.126	38.742	214.2	25:23.890
12	2	2:15.086	28.299	1:05.156	41.631	174.0	31:13.561	12	2	2:03.932	24.891	59.901	39.140	212.1	27:27.822
								13	2	2:06.955	25.645	1:02.781	38.529	210.9	29:34.777
								14	2	7:13.284	24.896	1:00.602	5:47.786	212.1	36:48.061
22		LOTUS Elan 26R 1966										GT2			
		1.Carlos BARBOT													
		2.Diago MATOS													
1	1	2:26.401	43.639	1:03.433	39.329		2:26.401	1	1	3:07.137	1:14.989	1:10.662	41.486		3:07.137
2	1	2:07.598	26.675	1:01.466	39.457	178.3	4:33.999	2	1	2:17.788	29.642	1:06.659	41.487	162.3	5:24.925
3	1	2:09.286	26.847	1:02.110	40.329	183.9	6:43.285	3	1	2:14.403	27.618	1:03.569	43.216	184.5	7:39.328
4	1	2:07.769	26.232	1:01.634	39.903	198.8	8:51.054	4	1	2:13.075	29.317	1:03.436	40.322	173.5	9:52.403
5	1	2:07.469	26.341	1:01.894	39.234	179.7	10:58.523	5	1	2:10.711	27.332	1:02.942	40.437	195.3	12:03.114
6	1	2:20.320	26.253	1:01.750	52.317	185.4	13:18.843	6	1	2:12.203	28.057	1:03.876	40.270	178.0	14:15.317
7	2	3:47.158	2:02.785	1:04.782	39.591		17:06.001	7	1	2:13.496	28.059	1:04.802	40.635	188.9	16:28.813
8	2	2:05.137	26.346	1:00.517	38.274	205.4	19:11.138	8	1	2:25.297	27.776	1:03.971	53.550	187.0	18:54.110
9	2	2:04.211	25.596	1:00.091	38.524	207.0	21:15.349	9	1	8:59.719	7:01.310	1:05.123	53.286		27:53.829
10	2	2:02.729	24.858	59.828	38.043	211.7	23:18.078								
11	2	2:05.812	24.944	1:02.126	38.742	214.2	25:23.890								
12	2	2:03.932	24.891	59.901	39.140	212.1	27:27.822								
13	2	2:06.955	25.645	1:02.781	38.529	210.9	29:34.777								
14	2	7:13.284	24.896	1:00.602	5:47.786	212.1	36:48.061								
26		SHELBY Cobra 289 1963										GT5			
		1.Charles de VILLAUCCOURT													
1	1	3:07.137	1:14.989	1:10.662	41.486		3:07.137	1	1	3:07.137	1:14.989	1:10.662	41.486		3:07.137
2	1	2:17.788	29.642	1:06.659	41.487	162.3	5:24.925	2	1	2:17.788	29.642	1:06.659	41.487	162.3	5:24.925
3	1	2:14.403	27.618	1:03.569	43.216	184.5	7:39.328	3	1	2:14.403	27.618	1:03.569	43.216	184.5	7:39.328
4	1	2:13.075	29.317	1:03.436	40.322	173.5	9:52.403	4	1	2:13.075	29.317	1:03.436	40.322	173.5	9:52.403
5	1	2:10.711	27.332	1:02.942	40.437	195.3	12:03.114	5	1	2:10.711	27.332	1:02.942	40.437	195.3	12:03.114
6	1	2:12.203	28.057	1:03.876	40.270	178.0	14:15.317	6	1	2:12.203	28.057	1:03.876	40.270	178.0	14:15.317
7	1	2:13.496	28.059	1:04.802	40.635	188.9	16:28.813	7	1	2:13.496	28.059	1:04.802	40.635	188.9	16:28.813
8	1	2:25.297	27.776	1:03.971	53.550	187.0	18:54.110	8	1	2:25.297	27.776	1:03.971	53.550	187.0	18:54.110
9	1	8:59.719	7:01.310	1:05.123	53.286		27:53.829	9	1	8:59.719	7:01.310	1:05.123	53.286		27:53.829

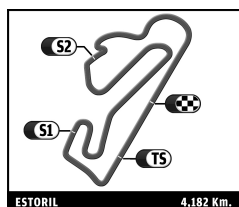


SIXTIES' ENDURANCE ESTORIL CLASSICS QUALIFYING

Sector Analysis

■ Personal Best ■ Session Best B Crossing the finish line in pit lane

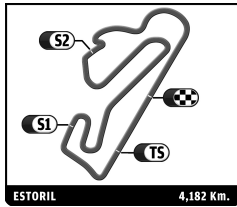
Lap	D	Time	Sector 1	Sector 2	Sector 3	T. Spd	Elapsed	Lap	D	Time	Sector 1	Sector 2	Sector 3	T. Spd	Elapsed
10	1	13:27.928	...	1:04.214	39.919		41:21.757	14	1	2:21.607	30.645	1:07.667	43.295	151.0	37:36.682
28 SHELBY Cobra 289 1965 1. Sébastien DEMOLE GT5								47 LOTUS Elan 26R 1964 1. Eugène DELEPLANQUE GT2							
1	1	2:25.354	38.112	1:04.984	42.258		2:25.354	1	1	2:40.029	48.638	1:10.269	41.122		2:40.029
2	1	2:08.154	26.980	1:01.259	39.915	189.2	4:33.508	2	1	2:12.415	28.155	1:04.057	40.203	183.0	4:52.444
3	1	2:11.150	26.814	1:02.162	42.174	197.4	6:44.658	3	1	2:10.072	28.075	1:02.397	39.600	182.7	7:02.516
4	1	2:17.378	26.967	1:08.516	41.895	181.8	9:02.036	4	1	2:09.408	27.567	1:02.104	39.737	176.0	9:11.924
5	1	2:09.302	26.981	1:02.382	39.939	182.7	11:11.338	5	1	2:08.794	27.154	1:02.455	39.185	180.0	11:20.718
6	1	2:32.387 B	28.867	1:07.493	56.027	169.0	13:43.725	6	1	2:08.981	26.863	1:02.193	39.925	193.9	13:29.699
7	1	4:08.374	2:22.960	1:04.355	41.059		17:52.099	7	1	2:07.090	26.459	1:01.227	39.404	195.6	15:36.789
8	1	2:11.883	26.566	1:04.728	40.589	197.0	20:03.982	8	1	2:13.366	29.250	1:02.121	41.995	174.0	17:50.155
9	1	2:08.379	26.916	1:01.396	40.067	183.9	22:12.361	9	1	2:09.672	26.999	1:02.847	39.826	177.7	19:59.827
10	1	2:44.199 B	27.838	1:13.439	1:02.922	196.7	24:56.560	10	1	2:08.459	26.836	1:01.970	39.653	190.6	22:08.286
31 SHELBY Cobra 289 1964 1. Charles FIRMENICH GT5								11 1 2:06.950 26.321 1:00.980 39.649 209.3 24:15.236							
1	1	2:20.587	34.588	1:05.434	40.565		2:20.587	12	1	2:09.070	26.574	1:02.314	40.182	198.1	26:24.306
2	1	2:08.505	26.621	1:01.561	40.323	179.4	4:29.092	13	1	2:10.653	27.394	1:03.132	40.127	196.0	28:34.959
3	1	2:06.635	26.488	1:01.590	38.557	186.7	6:35.727	14	1	2:07.901	26.507	1:02.510	38.884	202.8	30:42.860
4	1	2:06.425	26.213	1:01.053	39.159	184.8	8:42.152	15	1	2:09.707	26.821	1:02.827	40.059	187.3	32:52.567
5	1	2:08.242	26.367	1:02.937	38.938	189.2	10:50.394	16	1	2:07.481	26.695	1:01.657	39.129	187.6	35:00.048
6	1	2:23.559 B	28.701	1:01.760	53.098	163.5	13:13.953	17	1	2:07.415	26.749	1:01.293	39.373	201.3	37:07.463
33 SHELBY Cobra Daytona 1964 1. Michel LECOURT GT5 2. Raymond NARAC								18 1 2:10.616 26.380 1:04.360 39.876 204.3 39:18.079							
1	2	2:15.860	34.589	1:02.855	38.416		2:15.860	50 SHELBY Cobra 289 1963 1. Yvan MAHE GT5 2. Guillaume MAHE							
2	2	2:01.685	25.254	58.442	37.989	188.0	4:17.545	1	1	3:03.744	1:22.200	1:02.473	39.071		3:03.744
3	2	2:00.548	24.793	58.508	37.247	199.5	6:18.093	2	1	2:04.240	26.054	59.648	38.538	188.6	5:07.984
4	2	2:01.095	24.923	58.006	38.166	203.5	8:19.188	3	1	2:04.571	25.065	1:00.914	38.592	198.1	7:12.555
5	2	2:11.580 B	24.880	59.615	47.085	199.9	10:30.768	4	1	2:01.707	25.177	58.366	38.164	184.5	9:14.262
6	1	6:22.545	4:35.480	1:05.758	41.307		16:53.313	5	1	2:01.514	25.083	58.461	37.970	194.6	11:15.776
7	1	2:12.313	27.519	1:04.531	40.263	168.5	19:05.626	6	1	2:18.553 B	25.199	59.534	53.820	210.1	13:34.329
8	1	2:20.099 B	26.397	1:02.196	51.506	184.8	21:25.725	7	2	3:50.093	2:10.128	1:01.096	38.869		17:24.422
9	1	6:31.832	4:48.809	1:03.753	39.270		27:57.557	8	2	2:03.698	25.227	1:00.242	38.229	181.2	19:28.120
10	1	2:07.248	26.835	1:01.630	38.783	176.0	30:04.805	9	2	2:02.754	25.059	58.245	39.450	187.3	21:30.874
11	1	2:05.319	25.875	1:00.527	38.917	183.9	32:10.124	10	2	2:13.862 B	25.283	58.336	50.243	193.2	23:44.736
12	1	2:06.127	26.247	1:01.181	38.699	183.6	34:16.251	11	2	6:55.727	5:12.128	1:04.072	39.527		30:40.463
13	1	2:07.443	25.886	1:02.992	38.565	186.7	36:23.694	12	2	2:09.319	27.334	1:02.268	39.717	177.7	32:49.782
14	1	2:06.117	26.163	1:01.340	38.614	186.7	38:29.811	13	2	2:06.428	27.035	1:00.299	39.094	199.1	34:56.210
15	1	2:04.589	25.825	1:00.242	38.522	183.3	40:34.400	66 ALFA ROMEO Giulietta 1. Christian OLDENDORFF GT2							
38 MG B 1965 1. Jean Michel GODET GT2 2. Nicolas BERTHY								1	1	2:44.703	51.569	1:08.733	44.401		2:44.703
1	2	3:23.835	1:22.781	1:14.521	46.533		3:23.835	2	1	2:17.649	29.500	1:06.875	41.274	178.0	5:02.352
2	2	2:30.692	32.724	1:11.644	46.324	130.6	5:54.527	3	1	2:14.171	28.491	1:05.007	40.673	167.5	7:16.523
3	2	2:21.737	29.613	1:07.737	44.387	154.1	8:16.264	4	1	2:14.523	27.859	1:05.081	41.583	182.7	9:31.046
4	2	2:25.724	31.559	1:09.560	44.605	142.4	10:41.988	5	1	2:12.500	27.893	1:04.185	40.422	179.4	11:43.546
5	2	2:24.088	31.054	1:09.278	43.756	163.2	13:06.076	6	1	2:12.899	27.678	1:04.579	40.642	184.5	13:56.445
6	2	2:27.649	30.072	1:10.156	47.421	150.2	15:33.725	7	1	2:12.463	27.751	1:04.164	40.548	180.3	16:08.908
7	2	2:25.476	31.734	1:10.464	43.278	136.4	17:59.201	8	1	2:27.255 B	27.598	1:07.127	52.530	191.2	18:36.163
8	2	2:36.990 B	30.229	1:08.705	58.056	162.1	20:36.191	9	1	4:42.054	2:55.361	1:05.340	41.353		23:18.217
9	1	4:57.613	3:01.531	1:11.203	44.879		25:33.804	10	1	2:14.011	27.806	1:04.399	41.806	175.2	25:32.228
10	1	2:24.854	33.068	1:08.293	43.493	146.0	27:58.658	11	1	2:13.730	27.800	1:03.602	42.328	175.7	27:45.958
11	1	2:26.776	31.444	1:10.873	44.459	163.7	30:25.434	12	1	2:13.299	27.555	1:04.334	41.410	181.2	29:59.257
12	1	2:25.411	31.418	1:08.786	45.207	173.5	32:50.845	13	1	2:13.560	27.575	1:05.199	40.786	181.8	32:12.817
13	1	2:24.230	31.225	1:08.825	44.180	158.8	35:15.075								



SIXTIES' ENDURANCE ESTORIL CLASSICS QUALIFYING

Sector Analysis

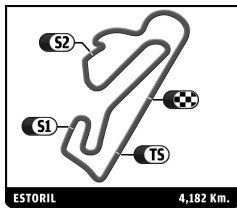
											Personal Best		Session Best		B Crossing the finish line in pit lane	
Lap	D	Time	Sector 1	Sector 2	Sector 3	T. Spd	Elapsed	Lap	D	Time	Sector 1	Sector 2	Sector 3	T. Spd	Elapsed	
68	JAGUAR Type E 3.8L 1962														GT4	
1. Leon EBELING																
2. Christian SCHOEDEL																
1	1	2:24.414	45.346	1:00.257	38.811		2:24.414	8	2	2:25.549 B	28.411	1:06.372	50.766	187.3	19:10.083	
2	1	2:03.818	25.505	59.474	38.839	190.2	4:28.232	9	1	4:40.030	2:46.519	1:10.326	43.185		23:50.113	
3	1	2:03.666	25.919	59.263	38.484	199.1	6:31.898	10	1	2:19.239	29.646	1:06.710	42.883	178.8	26:09.352	
4	1	2:06.010	27.059	1:00.022	38.929	171.6	8:37.908	11	1	2:19.570	29.212	1:06.864	43.494	173.0	28:28.922	
5	1	2:03.962	26.666	58.923	38.373	169.8	10:41.870	12	1	2:18.736	28.970	1:07.077	42.689	181.8	30:47.658	
6	1	2:04.158	25.201	59.409	39.548	191.9	12:46.028	13	1	2:18.348	28.532	1:07.314	42.502	188.6	33:06.006	
7	1	2:11.880	28.213	1:04.351	39.316	167.7	14:57.908	14	1	2:22.227	28.820	1:08.587	44.820	173.5	35:28.233	
8	1	2:14.446	28.054	1:03.774	42.618	151.0	17:12.354	15	1	2:19.952	29.596	1:07.133	43.223	174.0	37:48.185	
9	1	2:13.387 B	25.371	59.642	48.374	196.0	19:25.741	16	1	2:21.222	29.313	1:08.601	43.308	177.7	40:09.407	
10	2	4:34.505	2:52.096	1:02.802	39.607		24:00.246									
11	2	2:08.125	26.105	1:01.938	40.082	185.1	26:08.371									
12	2	2:05.654	26.077	1:00.583	38.994	184.5	28:14.025									
13	2	2:07.629	26.112	1:02.616	38.901	189.9	30:21.654									
14	2	2:06.805	26.658	1:01.189	38.958	169.5	32:28.459									
15	2	2:05.756	25.935	1:00.784	39.037	182.1	34:34.215									
16	2	2:06.146	26.296	1:01.202	38.648	179.4	36:40.361									
17	2	2:05.856	26.031	1:00.713	39.112	194.2	38:46.217									
18	2	2:05.812	25.967	1:00.942	38.903	191.9	40:52.029									
70	SHELBY Cobra Daytona 1963														GT5	
1. Pierre-Alain FRANCE																
2. Erwin FRANCE																
1	1	2:16.622	32.911	1:04.143	39.568		2:16.622									
2	1	2:07.695	26.842	1:02.109	38.744	170.0	4:24.317									
3	1	2:07.256	26.247	1:02.215	38.794	193.9	6:31.573									
4	1	2:20.950 B	26.893	1:01.703	52.354	170.8	8:52.523									
5	2	4:27.221	2:47.873	1:01.046	38.302		13:19.744									
6	2	2:05.086	25.530	1:00.427	39.129	187.6	15:24.830									
7	2	2:03.363	25.434	58.673	39.256	184.2	17:28.193									
8	2	2:05.037	27.222	1:00.393	37.422	162.5	19:33.230									
9	2	2:00.541	25.378	58.181	36.982	196.7	21:33.771									
10	2	2:21.423 B	26.919	1:02.859	51.645	173.2	23:55.194									
82	SHELBY Cobra 289 1962														GT5	
1. Peter FISCHER																
2. Benjamin MONNAY																
1	2	2:23.653	38.771	1:04.768	40.114		2:23.653									
2	2	2:06.352	25.588	1:01.647	39.117	201.3	4:30.005									
3	2	2:06.691	25.947	1:01.911	38.833	193.2	6:36.696									
4	2	2:19.973 B	25.559	1:02.769	51.645	197.4	8:56.669									
5	1	6:00.249	4:17.136	1:02.915	40.198		14:56.918									
6	1	2:08.938	27.149	1:01.671	40.118	164.7	17:05.856									
7	1	2:11.006	28.130	1:02.997	39.879	177.4	19:16.862									
8	1	2:06.912	26.823	1:00.889	39.200	169.0	21:23.774									
9	1	2:10.961	27.246	1:02.292	41.423	178.8	23:34.735									
10	1	2:23.245 B	27.299	1:03.327	52.619	174.3	25:57.980									
91	PORSCHE 911 2.0L 1965														GT2	
1. Francisco SA CARNEIRO																
2. Joao CANNAS																
1	2	2:46.771	51.081	1:11.568	44.122		2:46.771									
2	2	2:22.911	31.436	1:08.113	43.362	161.1	5:09.682									
3	2	2:20.986	29.247	1:08.051	43.688	184.8	7:30.668									
4	2	2:18.625	29.435	1:06.323	42.867	175.4	9:49.293									
5	2	2:19.691	29.033	1:07.559	43.099	175.4	12:08.984									
6	2	2:18.644	28.634	1:07.266	42.744	193.6	14:27.628									
7	2	2:16.906	28.663	1:05.646	42.597	196.0	16:44.534									
103	MG B 1964														GT2	
1. Georges ROCCHIETTA																
2. Charles Edouard ROUSSE.																
1	2	3:27.383	1:31.596	1:11.456	44.331		3:27.383									
2	2	2:26.198	30.386	1:11.101	44.711	158.1	5:53.581									
3	2	2:19.436	29.182	1:07.410	42.844	177.1	8:13.017									
4	2	2:20.793	30.256	1:07.685	42.852	175.4	10:33.810									
5	2	2:22.649	29.588	1:08.740	44.321	178.3	12:56.459									
6	2	2:21.060	29.275	1:07.648	44.137	179.1	15:17.519									
7	2	2:20.177	28.997	1:07.749	43.431	186.7	17:37.696									
8	2	2:24.592	29.427	1:07.976	47.189	172.4	20:02.288									
9	2	2:41.488 B	31.692	1:12.543	57.253	154.1	22:43.776									
10	1	4:54.940	3:02.075	1:09.602	43.263		27:38.716									
11	1	2:37.993 B	30.568	1:08.161	59.264	169.0	30:16.709									
104	AUSTIN HEALEY 100/4 1954														GT3	
1. Laurent PAULUS																
1	1	3:18.935	1:18.797	1:15.277	44.861		3:18.935									
2	1	2:28.865	31.928	1:13.569	43.368	137.3	5:47.800									
3	1	2:24.135	31.156	1:09.023	43.956	140.8	8:11.935									
4	1	2:23.702	30.964	1:09.499	43.239	154.8	10:35.637									
5	1	2:24.782	30.704	1:10.150	43.928	145.2	13:00.419									
6	1	2:23.223	30.818	1:09.559	42.846	139.7	15:23.642									
7	1	2:22.755	29.911	1:09.695	43.149	159.7	17:46.397									
8	1	2:24.364	30.766	1:10.349	43.249	154.8	20:10.761									
9	1	2:35.255 B	30.327	1:09.411	55.517	150.8	22:46.016									
10	1	4:00.131	2:05.351	1:10.150	44.630		26:46.147									
11	1	2:25.234	30.599	1:09.426	45.209	153.7	29:11.381									
12	1	2:23.977	31.451	1:09.302	43.224	138.5	31:35.358									
13	1	2:24.890	30.298	1:09.804	44.788	162.8	34:00.248									
109	SHELBY Cobra Daytona (C) 1965														GT5	
1. Olivier BREITTMAYER																
2. Emile BREITTMAYER																
1	2	3:18.040	1:26.877	1:08.030	43.133		3:18.040									
2	2	2:12.658	27.480	1:04.061	41.117	176.5	5:30.698									
3	2	2:11.445	26.939	1:02.962	41.544	187.3	7:42.143									
4	2	2:11.847	28.036	1:03.983	39.828	180.6	9:53.990									
5	2	2:10.112	26.804	1:03.005	40.303	183.6	12:04.102									
6	2	2:23.508 B	27.998	1:04.998	50.512	172.4	14:27.610									
7	1	22:05.615	...	1:11.252	45.086		36:33.225									
8	1	2:19.860	30.189	1:07.389	42.282	156.8	38:53.085									
9	1	2:18.732	29.389	1:06.169	43.174	178.3	41:11.817									
111	JAGUAR Type E 3.8L 1961														GT4	
1. Gonzague RUCHAUD																
2. Hugo PAYEN																
1	1	2:59.607	1:08.425	1:09.310	41.872		2:59.607									



SIXTIES' ENDURANCE ESTORIL CLASSICS QUALIFYING

Sector Analysis

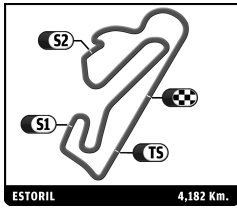
							■ Personal Best ■ Session Best ■ Crossing the finish line in pit lane								
Lap	D	Time	Sector 1	Sector 2	Sector 3	T. Spd	Elapsed	Lap	D	Time	Sector 1	Sector 2	Sector 3	T. Spd	Elapsed
115	MARCOS 1800 GT 1965 1.Mathieu PERSONNAZ 2.Jean PERSONNAZ						GT2								
1	1	4:01.444	1:56.247	1:18.688	46.509		4:01.444	5	1	3:39.160	1:55.151	1:03.555	40.454		13:29.317
2	1	2:25.592	30.769	1:11.106	43.717	165.0	6:27.036	6	1	2:09.762	27.988	1:02.170	39.604	173.0	15:39.079
3	1	2:29.816	31.073	1:12.847	45.896	163.0	8:56.852	7	1	2:13.694	28.107	1:04.575	41.012	167.7	17:52.773
4	1	2:23.448	29.999	1:09.748	43.701	172.4	11:20.300	8	1	2:23.469	27.007	1:04.993	51.469	179.4	20:16.242
5	1	2:21.601	29.290	1:09.223	43.088	163.7	13:41.901	9	1	4:23.538	2:22.780	1:15.646	45.112		24:39.780
6	1	2:22.396	29.263	1:08.539	44.594	169.8	16:04.297	10	1	2:17.649	30.798	1:04.660	42.191	145.4	26:57.429
7	1	2:39.876	29.555	1:09.212	1:01.109	169.5	18:44.173	11	1	2:12.991	28.716	1:02.427	41.848	154.8	29:10.420
8	2	5:42.462	3:35.522	1:17.379	49.561		24:26.635								
9	2	2:36.052	32.506	1:15.041	48.505	147.6	27:02.687								
10	2	2:33.055	31.204	1:14.595	47.256	155.2	29:35.742								
11	2	2:30.618	30.441	1:13.230	46.947	172.4	32:06.360								
12	2	2:28.590	32.043	1:11.536	45.011	159.3	34:34.950								
13	2	2:24.076	29.588	1:09.750	44.738	180.6	36:59.026								
14	2	2:29.070	30.823	1:13.077	45.170	170.3	39:28.096								
15	2	2:27.451	30.620	1:11.119	45.712	173.2	41:55.547								
126	LOTUS Elan 26R 1965 1.Pascal DUHAMEL						GT2								
1	1	3:39.126	1:48.686	1:06.854	43.586		3:39.126								
2	1	2:37.704	30.138	1:23.044	44.522	162.3	6:16.830								
3	1	2:16.250	29.576	1:06.066	40.608	162.3	8:33.080								
4	1	2:16.393	29.390	1:06.373	40.630	162.1	10:49.473								
5	1	2:19.070	30.175	1:06.476	42.419	170.6	13:08.543								
6	1	2:24.109	29.355	1:07.608	47.146	150.8	15:32.652								
7	1	2:32.613	29.443	1:04.917	58.253	154.4	18:05.265								
8	1	3:40.125	1:52.602	1:06.201	41.322		21:45.390								
9	1	2:19.242	29.654	1:08.514	41.074	171.9	24:04.632								
10	1	2:17.594	29.311	1:06.895	41.388	168.2	26:22.226								
11	1	2:15.203	29.407	1:05.553	40.243	172.7	28:37.429								
12	1	2:15.057	28.708	1:04.893	41.456	177.4	30:52.486								
140	MG A 1959 1.Simon NOBILI 2.Régis MASSON						GT2								
1	1	3:04.978	1:01.867	1:18.097	45.014		3:04.978								
2	1	2:30.585	31.159	1:12.861	46.565	178.3	5:35.563								
3	1	2:26.464	29.984	1:11.668	44.812	178.8	8:02.027								
4	1	2:27.327	30.536	1:11.825	44.966	173.5	10:29.354								
5	1	2:30.599	30.940	1:13.070	46.589	161.1	12:59.953								
6	1	2:23.837	30.349	1:09.552	43.936	165.0	15:23.790								
7	1	2:37.973	31.341	1:11.260	55.372	163.7	18:01.763								
8	1	7:29.916	5:31.110	1:13.403	45.403		25:31.679								
9	1	2:26.698	31.549	1:10.794	44.355	153.9	27:58.377								
10	1	2:30.528	30.927	1:14.260	45.341	165.9	30:28.905								
11	1	2:28.152	31.320	1:11.629	45.203	159.7	32:57.057								
12	1	2:29.316	31.689	1:11.617	46.010	181.2	35:26.373								
13	1	2:25.539	30.769	1:10.919	43.851	159.9	37:51.912								
14	1	2:26.200	30.690	1:10.231	45.279	171.1	40:18.112								
143	LOTUS Elan 26R 1966 1.Damien SIONNEAU 2.Charles Edouard ROUSSE						GT2								
1	1	2:59.043	1:06.728	1:08.933	43.382		2:59.043								
2	1	2:13.971	29.036	1:03.583	41.352	162.8	5:13.014								
3	1	2:11.784	27.359	1:04.179	40.246	185.1	7:24.798								
4	1	2:25.359	28.421	1:03.201	53.737	171.3	9:50.157								
161	AUSTIN HEALEY 3000 Mk 2 1962 1.Serge LIBENS 2.Anthony SCHRAUWEN						GT3								
1	1	3:49.238	1:57.688	1:10.275	41.275		3:49.238								
2	1	2:15.129	28.353	1:05.681	41.095	173.8	6:04.367								
3	1	2:14.860	28.155	1:04.923	41.782	173.5	8:19.227								
4	1	2:17.132	29.245	1:06.754	41.133	174.0	10:36.359								
5	1	2:19.580	27.813	1:08.682	43.085	186.4	12:55.939								
6	1	2:15.024	27.643	1:06.217	41.164	189.2	15:10.963								
7	1	2:17.865	29.842	1:06.686	41.337	162.1	17:28.828								
8	1	2:15.294	29.225	1:05.314	40.755	159.7	19:44.122								
9	1	2:14.048	28.118	1:05.005	40.925	176.0	21:58.170								
10	1	2:15.080	27.435	1:06.391	41.254	198.4	24:13.250								
11	1	2:13.469	27.678	1:05.498	40.293	180.3	26:26.719								
12	1	2:14.257	28.130	1:05.249	40.878	177.1	28:40.976								
13	1	2:14.301	27.407	1:05.948	40.946	184.5	30:55.277								
14	1	2:13.266	27.479	1:05.435	40.352	186.1	33:08.543								
15	1	2:19.280	28.751	1:06.645	43.884	176.8	35:27.823								
16	1	2:13.995	27.231	1:04.963	41.801	197.0	37:41.818								
17	1	2:16.331	28.904	1:06.134	41.293	173.5	39:58.149								
18	1	2:14.176	27.853	1:05.079	41.244	178.8	42:12.325								
169	AUSTIN HEALEY 3000 Mk 2 1961 1.Jean-Marc AVEZOU						GT3								
1	1	3:04.334	1:03.081	1:08.930	52.323		3:04.334								
2	1	3:16.457	1:25.460	1:06.728	44.269		6:20.791								
3	1	2:16.655	28.460	1:06.118	42.077	176.3	8:37.446								
4	1	2:17.981	28.871	1:06.555	42.555	161.1	10:55.427								
5	1	2:33.311	28.933	1:10.821	53.557	166.7	13:28.738								
6	1	3:35.363	1:29.096	1:17.752	48.515		17:04.101								
7	1	2:22.390	29.332	1:10.722	42.336	183.6	19:26.491								
8	1	2:25.721	31.381	1:08.319	46.021	187.3	21:52.212								
9	1	2:16.346	27.993	1:06.554	41.799	192.9	24:08.558								
10	1	2:16.451	28.024	1:06.511	41.916	190.2	26:25.009								
11	1	2:51.650	33.603	1:18.552	59.495	151.2	29:16.659								
12	1	2:24.313	29.103	1:11.537	43.673	184.8	31:40.972								
13	1	2:17.586	27.920	1:07.285	42.381	190.2	33:58.558								
14	1	2:20.886	29.786	1:08.338	42.762	178.8	36:19.444								
227	JAGUAR Type E 3.8L 1961 1.Laurent SAGLIO 2.Stanislas GURDJIAN						GT4								
1	2	3:22.620	1:29.027	1:11.104	42.489		3:22.620								
2	2	2:21.692	31.323	1:09.847	40.522	137.6	5:44.312								
3	2	2:32.026	28.766	1:08.103	55.157	146.6	8:16.338								
4	1	4:42.178	2:39.327	1:15.628	47.223		12:58.516								
5	1	2:34.292	31.120	1:15.292	47.880	160.9	15:32.808								
6	1	2:31.394	32.059	1:13.760	45.575	146.8	18:04.202								
7	1	2:29.578	31.275	1:13.492	44.811	150.8	20:33.780								
8	1	2:29.753	31.021	1:14.889	43.843	157.9	23:03.533								
9	1	2:31.071	31.406	1:14.691	44.974	169.0	25:34.604								



SIXTIES' ENDURANCE ESTORIL CLASSICS QUALIFYING

Sector Analysis

							■ Personal Best ■ Session Best ■ Crossing the finish line in pit lane								
Lap	D	Time	Sector 1	Sector 2	Sector 3	T. Spd	Elapsed	Lap	D	Time	Sector 1	Sector 2	Sector 3	T. Spd	Elapsed
265 JAGUAR Type E 3.8L 1964															
1. Eric-Olivier ETIENNE GT4															
1	1	2:49.272	1:02.149	1:06.499	40.624		2:49.272								
2	1	2:12.922	28.296	1:04.258	40.368	169.8	5:02.194								
3	1	2:12.762	28.111	1:03.324	41.327	169.0	7:14.956								
4	1	2:15.955	28.131	1:04.196	43.628	182.4	9:30.911								
5	1	2:10.943	27.448	1:03.672	39.823	178.3	11:41.854								
6	1	2:20.817	B	27.517	1:02.293	51.007	14:02.671								
304 AUSTIN HEALEY 100/4 1955															
1. José DA ROCHA GT3															
2. Jérémy DA ROCHA															
1	2	3:27.813	1:33.306	1:10.429	44.078		3:27.813								
2	2	2:21.741	30.208	1:09.151	42.382	152.7	5:49.554								
3	2	2:21.162	29.733	1:09.000	42.429	159.5	8:10.716								
4	2	2:18.522	28.323	1:07.172	43.027	181.8	10:29.238								
5	2	2:19.056	28.999	1:07.246	42.811	159.0	12:48.294								
6	2	2:19.721	29.080	1:06.631	44.010	169.2	15:08.015								
7	2	2:17.276	28.461	1:06.557	42.258	177.7	17:25.291								
8	2	2:32.626	B	31.361	1:09.073	52.192	19:57.917								
9	1	4:12.962	2:21.625	1:10.145	41.192		24:10.879								
10	1	2:15.729	28.448	1:06.273	41.008	172.4	26:26.608								
11	1	2:17.391	29.940	1:06.021	41.430	149.1	28:43.999								
12	1	2:16.798	28.460	1:05.220	43.118	169.5	31:00.797								
13	1	2:22.149	29.383	1:09.545	43.221	159.9	33:22.946								
14	1	2:25.272	30.159	1:10.654	44.459	157.2	35:48.218								
15	1	2:26.282	32.042	1:10.647	43.593	150.0	38:14.500								
16	1	2:26.905	29.965	1:10.232	46.708	160.4	40:41.405								
427 PORSCHE 911 2,0L 1965															
1. Jérémy GARAMOND GT2															
2. Sébastien CRUBILE															
1	1	2:59.419	1:04.081	1:09.986	45.352		2:59.419								
2	1	2:21.063	30.012	1:07.891	43.160	161.3	5:20.482								
3	1	2:18.638	28.653	1:06.131	43.854	179.7	7:39.120								
4	1	2:27.704	B	30.325	1:06.937	50.442	10:06.824								
5	1	3:04.627	1:15.537	1:06.490	42.600		13:11.451								
6	1	2:19.613	28.219	1:07.071	44.323	182.1	15:31.064								
7	1	2:16.181	28.072	1:05.556	42.553	166.9	17:47.245								
8	1	2:21.287	28.592	1:09.159	43.536	179.7	20:08.532								
9	1	2:16.642	28.451	1:05.823	42.368	190.2	22:25.174								
10	1	2:32.248	B	28.565	1:05.664	58.019	24:57.422								
11	1	5:22.571	3:32.574	1:07.487	42.510		30:19.993								
12	1	2:15.665	27.865	1:05.870	41.930	187.0	32:35.658								
13	1	2:14.183	27.467	1:04.939	41.777	196.3	34:49.841								
14	1	2:14.871	27.468	1:05.020	42.383	189.9	37:04.712								
15	1	2:16.270	27.744	1:06.599	41.927	196.0	39:20.982								
16	1	2:16.958	27.541	1:06.550	42.867	192.2	41:37.940								
432 PORSCHE 911 2,0L 1965															
1. Marie-Claude FIRMENICH GT2															
2. Benjamin MONNAY															
1	1	2:45.584	46.920	1:12.928	45.736		2:45.584								
2	1	2:30.247	31.363	1:12.439	46.445	155.9	5:15.831								
3	1	2:27.545	31.416	1:11.069	45.060	159.7	7:43.376								
4	1	2:25.748	30.728	1:10.642	44.378	147.0	10:09.124								
5	1	2:28.305	31.490	1:11.306	45.509	138.3	12:37.429								
6	1	2:31.010	32.002	1:12.608	46.400	138.3	15:08.439								
7	1	2:44.689	B	31.883	1:13.556	59.250	17:53.128								
8	1	6:43.328	4:47.283	1:12.607	43.438		24:36.456								
9	1	2:17.585	28.911	1:06.463	42.211	175.7	26:54.041								
10	1	2:16.973	28.025	1:05.876	43.072	186.1	29:11.014								
11	1	2:16.996	29.223	1:05.821	41.952	170.0	31:28.010								
12	1	2:16.472	28.119	1:06.145	42.208	181.2	33:44.482								
461 PORSCHE 911 2,0L 1965															
1. Guillermo FIERRO GT2															
2. Steve HART															
1	2	2:44.967	53.557	1:07.724	43.686		2:44.967								
2	2	2:14.430	28.794	1:04.330	41.306	193.2	4:59.397								
3	2	2:13.625	28.562	1:03.867	41.196	185.4	7:13.022								
4	2	2:13.956	28.592	1:03.523	41.841	180.6	9:26.978								
5	2	2:12.746	28.374	1:03.571	40.801	196.7	11:39.724								
6	2	2:15.090	28.664	1:04.616	41.810	199.9	13:54.814								
7	2	2:13.323	28.219	1:03.584	41.520	188.9	16:08.137								
8	2	2:13.705	27.942	1:04.460	41.303	198.4	18:21.842								
9	2	2:21.228	B	28.095	1:04.158	48.975	20:43.070								
10	1	4:14.721	2:23.152	1:08.837	42.732		24:57.791								
413 PORSCHE 911 2,0L 1965															
1. David NOGAREDA ESTIVI GT2															
1	1	3:49.571	1:56.856	1:10.428	42.287		3:49.571								
2	1	2:16.400	28.804	1:05.842	41.754	162.8	6:05.971								
3	1	2:26.162	B	28.379	1:06.294	51.489	8:32.133								
4	1	3:13.236	1:25.722	1:06.150	41.364		11:45.369								



SIXTIES' ENDURANCE
ESTORIL CLASSICS
QUALIFYING

Sector Analysis

■ Personal Best
 ■ Session Best
 B Crossing the finish line in pit lane

Lap	D	Time	Sector 1	Sector 2	Sector 3	T. Spd	Elapsed	Lap	D	Time	Sector 1	Sector 2	Sector 3	T. Spd	Elapsed
11	1	2:18.210	28.135	1:08.000	42.075	191.9	27:16.001								
12	1	2:14.929	27.892	1:05.908	41.129	193.6	29:30.930								
13	1	2:15.021	27.381	1:05.122	42.518	195.6	31:45.951								
14	1	2:13.796	27.201	1:05.820	40.775	198.1	33:59.747								
15	1	2:13.202	28.178	1:03.979	41.045	182.7	36:12.949								
16	1	2:11.870	27.089	1:03.968	40.813	202.8	38:24.819								
17	1	2:12.460	27.164	1:04.609	40.687	205.0	40:37.279								