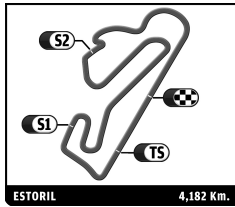


HERITAGE TOURING CUP

ESTORIL CLASSICS RACE

Sector Analysis

		Personal Best		Session Best		B Crossing the finish line in pit lane										
Lap	D	Time	Sector 1	Sector 2	Sector 3	T. Spd	Elapsed	Lap	D	Time	Sector 1	Sector 2	Sector 3	T. Spd	Elapsed	
8	FORD Escort 1600 RS 1974 1.Xavier GALANT 2.Olivier GALANT							TC2								
1	1	2:05.236	30.396	58.247	36.593		2:05.236	24	1	2:01.305	24.454	59.268	37.583	211.7	49:56.331	
2	1	1:59.708	25.020	57.916	36.772	208.1	4:04.944	25	1	2:01.401	25.764	58.336	37.301	208.1	51:57.732	
3	1	2:00.384	25.366	58.247	36.771	220.6	6:05.328	26	1	2:02.568	25.276	59.107	38.185	208.1	54:00.300	
4	1	1:59.665	24.786	58.208	36.671	215.9	8:04.993	27	1	2:02.690	26.332	58.730	37.628	208.5	56:02.990	
5	1	2:00.337	24.788	58.827	36.722	216.3	10:05.330	28	1	2:01.256	24.928	58.319	38.009	215.0	58:04.246	
6	1	1:59.272	24.784	57.792	36.696	204.7	12:04.602	29	1	2:02.095	24.836	59.209	38.050	216.3	1:00:06.341	
7	1	2:00.386	24.903	58.418	37.065	220.6	14:04.988	30	1	2:02.412	25.782	58.350	38.280	200.2	1:02:08.753	
8	1	1:59.818	25.194	57.777	36.847	213.4	16:04.806									
9	1	2:00.421	25.011	58.057	37.353	214.2	18:05.227									
10	1	1:59.005	24.422	57.859	36.724	216.3	20:04.232									
11	1	1:58.946	24.612	57.445	36.889	217.6	22:03.178									
12	1	1:58.933	24.989	57.190	36.754	219.3	24:02.111									
13	1	1:59.213	24.661	57.699	36.853	219.7	26:01.324									
14	1	2:00.254	24.808	58.538	36.908	218.9	28:01.578									
15	1	2:25.912	B				30:27.490									
16	2	5:27.189	3:46.186	1:02.061	38.942		35:54.679									
17	2	2:02.603	26.621	58.432	37.550	200.2	37:57.282									
18	2	2:02.059	25.723	59.195	37.141	209.7	39:59.341									
19	2	2:00.352	24.870	58.215	37.267	221.9	41:59.693									
20	2	1:58.370	24.488	57.230	36.652	216.3	43:58.063									
21	2	1:58.250	24.888	56.786	36.576	214.6	45:56.313									
22	2	1:59.228	24.709	57.966	36.553	215.4	47:55.541									
23	2	1:59.201	24.537	58.048	36.616	208.5	49:54.742									
24	2	1:59.180	24.649	56.943	37.588	212.9	51:53.922									
25	2	1:58.193	24.570	56.718	36.905	211.7	53:52.115									
26	2	1:58.138	24.602	56.853	36.683	208.1	55:50.253									
27	2	1:58.486	24.547	57.164	36.775	208.5	57:48.739									
28	2	2:02.905	26.568			169.2	59:51.644									
11	BMW 3.0 CSL 1972 1.Charles FIRMENICH							TC2								
1	1	2:11.244	33.222	1:00.350	37.672		2:11.244									
2	1	2:01.931	25.643	58.526	37.762	215.4	4:13.175									
3	1	2:00.985	25.297	58.455	37.233	200.2	6:14.160									
4	1	2:01.587	25.491	58.335	37.761	207.0	8:15.747									
5	1	2:00.415	24.699	58.347	37.369	207.4	10:16.162									
6	1	2:00.095	25.264	57.617	37.214	226.5	12:16.257									
7	1	2:00.384	25.209	57.680	37.495	216.7	14:16.641									
8	1	2:00.726	25.034	57.986	37.706	224.2	16:17.367									
9	1	2:02.814	24.724	58.276	39.814	215.9	18:20.181									
10	1	2:03.187	26.556	58.516	38.115	190.2	20:23.368									
11	1	2:01.050	24.868	58.296	37.886	216.3	22:24.418									
12	1	1:59.753	24.804	57.712	37.237	217.1	24:24.171									
13	1	2:00.585	24.393	58.518	37.674	218.0	26:24.756									
14	1	2:01.375	24.815	57.744	38.816	200.2	28:26.131									
15	1	2:07.409	B	24.900	57.998	44.511	30:33.540									
16	1	3:16.681	1:39.135	58.657	38.889		33:50.221									
17	1	2:00.609	24.519	58.312	37.778	213.4	35:50.830									
18	1	2:01.628	25.463	57.897	38.268	215.4	37:52.458									
19	1	2:01.224	25.165	57.837	38.222	200.2	39:53.682									
20	1	2:01.699	24.739	58.909	38.051	213.8	41:55.381									
21	1	2:00.501	24.850	57.645	38.006	217.1	43:55.882									
22	1	2:00.130	24.762	57.965	37.403	218.0	45:56.012									
23	1	1:59.014	24.636	57.458	36.920	218.9	47:55.026									
13	BMW 635 CSI 1980 1.Philippe TRUFFIER							TC2								
1	1	2:01.964	28.840	57.129	35.995		2:01.964									
2	1	1:57.248	23.969	57.048	36.231	208.5	3:59.212									
3	1	1:57.660	24.256	57.097	36.307	203.5	5:56.872									
4	1	1:57.308	24.446	56.714	36.148	203.5	7:54.180									
5	1	1:58.036	24.512	56.981	36.543	202.0	9:52.216									
6	1	1:57.276	24.065	57.151	36.060	209.3	11:49.492									
7	1	1:57.339	24.339	56.864	36.136	208.5	13:46.831									
8	1	1:58.046	24.726	57.135	36.185	194.2	15:44.877									
9	1	1:59.156	24.214	56.960	37.982	206.6	17:44.033									
10	1	2:07.627	B	24.373	58.405	44.849	19:51.660									
11	1	3:19.494	1:44.575	57.819	37.100		23:11.154									
12	1	2:17.941	B	24.213	58.267	55.461	25:29.095									
15	BMW 3.0 CSI 1974 1.Gérard LASCAUX							TC1								
1	1	2:22.823	35.332	1:05.758	41.733		2:22.823									
2	1	2:13.423	27.586	1:05.117	40.720	190.6	4:36.246									
3	1	2:12.306	28.018	1:03.712	40.576	175.4	6:48.552									
4	1	2:12.926	27.678	1:04.172	41.076	182.1	9:01.478									
5	1	2:13.501	27.624	1:04.184	41.693	190.2	11:14.979									
6	1	2:14.578	27.428	1:04.584	42.566	192.2	13:29.557									
7	1	2:14.375	28.065	1:05.099	41.211	181.2	15:43.932									
8	1	2:15.505	27.828	1:05.299	42.378	181.8	17:59.437									
9	1	2:16.183	28.329	1:05.950	41.904	177.1	20:15.620									
10	1	2:15.986	28.437	1:06.090	41.459	183.0	22:31.606									
11	1	2:15.070	28.243	1:05.332	41.495	175.4	24:46.676									
12	1	2:19.397	30.417	1:06.067	42.913	190.2	27:06.073									
13	1	2:16.965	29.198	1:05.666	42.101	170.3	29:23.038									
14	1	2:24.924	B	29.174	1:05.443	50.307	31:47.962									
15	1	3:34.998	1:50.367	1:03.961	40.670		35:22.960									
16	1	2:16.027	29.838	1:04.759	41.430	202.8	37:38.987									
17	1	2:14.898	28.051	1:05.351	41.496	184.2	39:53.885									
18	1	2:14.816	28.079	1:05.388	41.349	189.6	42:08.701									
19	1	2:14.832	27.917	1:04.588	42.327	189.2	44:23.533									
20	1	2:14.033	27.921	1:05.063	41.049	189.6	46:37.566									
21	1	2:14.133	27.656	1:05.171	41.306	188.3	48:51.699									
22	1	2:14.018	27.615	1:04.353	42.050	197.0	51:05.717									
23	1	2:15.043	27.800	1:05.159	42.084	191.9	53:20.760									
24	1	2:15.223	27.584	1:05.266	42.373	189.9	55:35.983									
25	1	2:18.032	28.800	1:05.990	43.242	183.0	57:54.015									
26	1	2:17.092	28.154	1:06.750	42.188	181.2	1:00:11.107									
27	1	2:16.045	28.795	1:05.154	42.096	183.9	1:02:27.152									
16	FORD Escort 1600 RS 1975 1.Damien KOHLER							TC2								
1	1	2:03.755	29.551	57.554	36.650		2:03.755									
2	1	1:57.594	24.239	56.790	36.565	221.5	4:01.349									



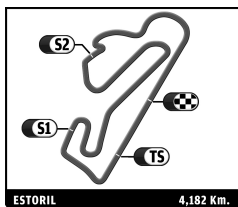
HERITAGE TOURING CUP

ESTORIL CLASSICS

RACE

Sector Analysis

Personal Best							Session Best							B Crossing the finish line in pit lane								
Lap	D	Time	Sector 1	Sector 2	Sector 3	T. Spd	Elapsed	Lap	D	Time	Sector 1	Sector 2	Sector 3	T. Spd	Elapsed							
3	1	1:57.802	24.278	56.951	36.573	218.9	5:59.151	<div style="border: 1px solid black; padding: 5px; display: inline-block;"> 19 </div> FORD Escort 1600 RS 1973 1. José DA ROCHA TC2														
4	1	1:57.129	24.354	56.712	36.063	218.0	7:56.280															
5	1	1:58.079	24.401	57.072	36.606	218.4	9:54.359															
6	1	1:58.432	24.405	57.025	37.002	212.9	11:52.791															
7	1	1:58.152	24.208	57.111	36.833	207.4	13:50.943															
8	1	1:58.829	24.416	57.432	36.981	208.5	15:49.772															
9	1	2:00.127	24.727	58.331	37.069	217.1	17:49.899															
10	1	1:59.386	24.676	57.747	36.963	208.5	19:49.285															
11	1	1:59.081	24.580	57.250	37.251	204.3	21:48.366															
12	1	1:59.025	24.630	57.285	37.110	210.1	23:47.391															
13	1	1:58.670	24.022	57.242	37.406	210.9	25:46.061															
14	1	2:07.847 B	24.563	57.136	46.148	205.8	27:53.908															
15	1	3:14.243	1:39.558	57.700	36.985		31:08.151															
16	1	1:59.085	24.663	57.480	36.942	207.0	33:07.236															
17	1	1:58.303	24.499	57.319	36.485	209.3	35:05.539															
18	1	1:57.995	24.387	56.902	36.706	213.8	37:03.534															
19	1	1:58.844	24.275	57.062	37.507	212.9	39:02.378															
20	1	1:58.427	24.470	57.534	36.423	212.1	41:00.805															
21	1	1:58.298	24.324	57.414	36.560	210.9	42:59.103															
22	1	1:58.085	24.379	56.876	36.830	212.1	44:57.188															
23	1	2:00.707	26.604	57.496	36.607	223.3	46:57.895															
24	1	2:01.337	24.689	59.204	37.444	207.7	48:59.232															
25	1	2:02.728	25.381	59.449	37.898	186.7	51:01.960															
26	1	2:00.904	25.433	58.516	36.955	198.4	53:02.864															
27	1	2:00.221	25.274	58.204	36.743	206.6	55:03.085															
28	1	2:03.110	24.960	1:00.182	37.968	199.5	57:06.195															
29	1	2:00.668	25.195	57.865	37.608	210.5	59:06.863															
30	1	2:00.818	25.311	58.031	37.476	202.8	1:01:07.681															
<div style="border: 1px solid black; padding: 5px; display: inline-block;"> 18 </div> FORD Escort 2000 RS 1969 1. Franck JULIEN TC2 2. Simon NOBILI																						
1	1	2:04.924	30.073	57.951	36.900		2:04.924															
2	1	2:01.183	25.786	58.281	37.116	198.8	4:06.107															
3	1	1:59.752	25.005	57.960	36.787	197.0	6:05.859															
4	1	2:00.040	24.754	58.485	36.801	211.7	8:05.899															
5	1	1:58.907	24.748	57.411	36.748	196.3	10:04.806															
6	1	1:59.439	24.963	57.461	37.015	190.6	12:04.245															
7	1	2:00.481	25.064	58.130	37.287	199.9	14:04.726															
8	1	2:00.689	26.547	57.254	36.888	202.4	16:05.415															
9	1	2:00.191	25.271	57.778	37.142	213.8	18:05.606															
10	1	1:59.366	24.882	57.304	37.180	193.9	20:04.972															
11	1	1:58.916	24.367	57.888	36.661	202.4	22:03.888															
12	1	1:59.166	24.868	57.422	36.876	205.4	24:03.054															
13	1	2:18.195 B	24.638	59.632	53.925	205.0	26:21.249															
14	2	4:10.341 B	1:50.551	1:10.176	1:09.614		30:31.590															
15	2	7:25.578	5:41.706	1:03.851	40.021		37:57.168															
16	2	2:10.447	28.497	1:02.942	39.008	189.2	40:07.615															
17	2	2:08.227	26.517	1:03.088	38.622	190.2	42:15.842															
18	2	2:06.214	26.772	1:00.359	39.083	173.8	44:22.056															
19	2	2:05.529	26.119	1:00.712	38.698	194.9	46:27.585															
20	2	2:04.405	26.019	59.987	38.399	194.2	48:31.990															
21	2	2:04.551	26.321	59.915	38.315	194.2	50:36.541															
22	2	2:05.135	25.916	1:00.631	38.588	187.6	52:41.676															
23	2	2:05.275	26.092	1:00.631	38.552	200.2	54:46.951															
24	2	2:03.542	25.898	59.430	38.214	197.7	56:50.493															
25	2	2:05.461	25.816	1:00.432	39.213	202.0	58:55.954															
26	2	2:04.094	26.328	59.313	38.453	191.2	1:01:00.048															
<div style="border: 1px solid black; padding: 5px; display: inline-block;"> 22 </div> BMW 3.0 CSL 1975 1. Olivier BREITMAYER TC2																						
1	1	2:09.849	31.499	1:00.224	38.126		2:09.849															
2	1	2:02.705	25.374	59.369	37.962	205.4	4:12.554															
3	1	2:00.839	25.075	58.075	37.689	211.7	6:13.393															
4	1	2:01.781	25.333	58.768	37.680	207.7	8:15.174															
5	1	2:00.451	24.929	58.185	37.337	215.0	10:15.625															
6	1	1:59.862	25.084	57.535	37.243	220.6	12:15.487															
7	1	2:02.168	26.456	58.186	37.526	215.4	14:17.655															
8	1	2:00.431	24.700	58.277	37.454	218.0	16:18.086															
9	1	2:00.767	24.907	58.195	37.665	199.9	18:18.853															
10	1	2:01.157	25.628	58.180	37.349	196.0	20:20.010															
11	1	2:01.273	25.164	58.589	37.520	205.8	22:21.283															
12	1	2:01.249	25.816	58.222	37.211	195.3	24:22.532															
13	1	2:03.079	25.426	59.807	37.846	201.7	26:25.611															
14	1	2:01.817	25.215	58.573	38.029	199.5	28:27.428															
15	1	2:01.161	25.320	58.708	37.133	208.5	30:28.589															
16	1	2:09.587 B	25.265	58.983	45.339	203.9	32:38.176															
17	1	3:16.697	1:39.001	58.918	38.778		35:54.873															
18	1	2:01.579	25.748	58.275	37.556	201.7	37:56.452															
19	1	2:00.678	24.978	58.253	37.447	194.9	39:57.130															
20	1	2:00.980	24.852	58.344	37.784	218.9	41:58.110															
21	1	1:59.860	24.754	57.864	37.242	204.3	43:57.970															
22	1	1:59.561	25.370	57.367	36.824	202.4	45:57.531															



HERITAGE TOURING CUP

ESTORIL CLASSICS RACE

Sector Analysis

Personal Best Session Best B Crossing the finish line in pit lane

Lap	D	Time	Sector 1	Sector 2	Sector 3	T. Spd	Elapsed	Lap	D	Time	Sector 1	Sector 2	Sector 3	T. Spd	Elapsed
23	1	2:00.225	24.591	58.653	36.981	217.1	47:57.756	13	1	1:58.367	24.333	57.191	36.843	214.6	25:33.396
24	1	1:59.844	25.160	57.717	36.967	197.0	49:57.600	14	1	1:58.834	24.593	57.232	37.009	201.3	27:32.230
25	1	2:00.509	25.016	58.640	36.853	208.9	51:58.109	15	1	1:58.541	24.490	57.095	36.956	211.7	29:30.771
26	1	2:02.303	25.433	59.034	37.836	201.7	54:00.412	16	1	1:58.562	24.270	57.333	36.959	210.9	31:29.333
27	1	1:59.744	24.877	57.578	37.289	220.6	56:00.156	17	1	2:08.554B	24.481	57.412	46.661	200.2	33:37.887
28	1	1:59.753	24.843	57.535	37.375	211.3	57:59.909	18	1	3:11.226	1:37.569	56.566	37.091		36:49.113
29	1	1:59.295	24.933	57.422	36.940	208.9	59:59.204	19	1	1:58.414	24.476	57.007	36.931	210.9	38:47.527
30	1	2:01.192	25.528	58.424	37.240	186.1	1:02:00.396	20	1	1:58.507	24.233	57.179	37.095	208.9	40:46.034

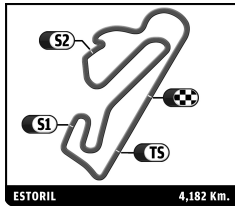
42	FORD Escort 1600 RS 1974 1. Bertrand ROUCHAUD	TC2					
1	1	2:08.381	31.259	59.464	37.658		2:08.381
2	1	2:35.723B	24.889	1:10.388	1:00.446	207.4	4:44.104

46	FORD Mustang 289 1965 1. Serge LIBENS	TC1					
1	1	2:22.012	34.802	1:05.763	41.447		2:22.012
2	1	2:16.421	27.508	1:07.899	41.014	190.2	4:38.433
3	1	2:13.990	28.038	1:04.740	41.212	174.6	6:52.423
4	1	2:12.664	27.413	1:04.412	40.839	175.4	9:05.087
5	1	2:12.330	27.248	1:04.998	40.084	178.0	11:17.417
6	1	2:15.669	28.049	1:06.458	41.162	166.4	13:33.086
7	1	2:17.139	28.621	1:06.563	41.955	160.9	15:50.225
8	1	2:19.721	27.989	1:09.196	42.536	173.2	18:09.946
9	1	2:16.531	28.606	1:06.571	41.354	163.7	20:26.477
10	1	2:14.562	28.203	1:05.449	40.910	156.1	22:41.039
11	1	2:17.545	28.496	1:07.116	41.933	175.7	24:58.584
12	1	2:26.690B	27.821	1:07.975	50.894	172.1	27:25.274
13	1	3:26.294	1:40.366	1:05.407	40.521		30:51.568
14	1	2:12.195	27.335	1:04.403	40.457	184.2	33:03.763
15	1	2:14.179	27.533	1:05.261	41.385	178.3	35:17.942
16	1	2:13.071	27.240	1:04.672	41.159	179.7	37:31.013
17	1	2:13.921	28.007	1:04.190	41.724	173.5	39:44.934
18	1	2:16.395	28.730	1:05.764	41.901	165.7	42:01.329
19	1	2:16.905	29.056	1:06.592	41.257	155.0	44:18.234
20	1	2:15.409	28.175	1:06.108	41.126	169.2	46:33.643
21	1	2:13.846	27.644	1:04.944	41.258	174.0	48:47.489
22	1	2:14.292	27.623	1:05.276	41.393	178.8	51:01.781
23	1	2:15.583	28.488	1:04.843	42.252	171.9	53:17.364
24	1	2:11.232	27.417	1:03.694	40.121	186.7	55:28.596
25	1	2:12.844	27.212	1:04.706	40.926	193.2	57:41.440
26	1	2:17.434	28.358	1:08.281	40.795	172.4	59:58.874

52	FORD Capri 2600 RS 1972 1. Yves SCEMAMA	TC2					
1	1	2:00.823	27.974	56.049	36.800		2:00.823
2	1	1:57.177	23.949	56.606	36.622	224.6	3:58.000
3	1	1:57.499	24.167	56.657	36.675	226.0	5:55.499
4	1	1:57.302	24.092	56.782	36.428	211.3	7:52.801
5	1	1:57.551	24.174	56.612	36.765	211.7	9:50.352
6	1	1:57.585	23.933	57.135	36.517	218.9	11:47.937
7	1	1:57.435	23.916	56.772	36.747	218.4	13:45.372
8	1	1:57.702	23.848	56.857	36.997	210.9	15:43.074
9	1	1:57.449	23.991	56.578	36.880	210.9	17:40.523
10	1	1:57.502	24.171	56.732	36.599	209.7	19:38.025
11	1	1:57.804	24.317	56.531	36.956	207.4	21:35.829
12	1	1:59.200	24.618	57.325	37.257	203.9	23:35.029

60	FORD Capri 3100 RS 1975 1. Yvan MAHE 2. Guillaume MAHE	TC2					
1	2	1:58.434	27.447	55.441	35.546		1:58.434
2	2	1:53.626	23.318	55.347	34.961	239.7	3:52.060
3	2	1:53.583	23.115	55.288	35.180	240.8	5:45.643
4	2	1:53.947	23.191	55.303	35.453	226.5	7:39.590
5	2	1:54.403	23.813	55.238	35.352	223.3	9:33.993
6	2	1:53.643	23.473	54.732	35.438	228.8	11:27.636
7	2	1:54.540	23.274	55.864	35.402	211.7	13:22.176
8	2	1:55.063	23.956	55.678	35.429	219.7	15:17.239
9	2	1:54.897	23.935	55.320	35.642	215.9	17:12.136
10	2	1:53.779	23.059	55.152	35.568	230.7	19:05.915
11	2	1:54.516	23.543	55.591	35.382	233.2	21:00.431
12	2	1:55.689	23.622	55.896	36.171	218.4	22:56.120
13	2	1:55.747	23.815	55.819	36.113	219.7	24:51.867
14	2	1:55.546	23.551	55.788	36.207	224.2	26:47.413
15	2	2:02.562B	23.484	55.596	43.482	222.4	28:49.975
16	1	3:13.714	1:41.062	56.817	35.835		32:03.689
17	1	1:56.440	24.072	56.430	35.938	207.0	34:00.129
18	1	1:55.052	24.037	55.634	35.381	188.3	35:55.181
19	1	1:56.431	24.548	55.834	36.049	208.1	37:51.612
20	1	1:55.469	23.963	55.820	35.686	197.0	39:47.081
21	1	1:55.444	24.433	55.449	35.562	186.4	41:42.525
22	1	1:54.666	23.540	55.759	35.367	201.3	43:37.191
23	1	1:54.775	23.783	55.662	35.330	208.5	45:31.966
24	1	1:54.586	23.729	55.325	35.532	210.1	47:26.552
25	1	1:54.963	23.740	55.487	35.736	204.3	49:21.515
26	1	1:55.152	23.757	55.665	35.730	204.7	51:16.667
27	1	1:55.427	23.578	55.988	35.861	200.2	53:12.094
28	1	1:54.644	23.647	55.363	35.634	205.4	55:06.738
29	1	1:54.801	23.811	55.485	35.505	208.9	57:01.539
30	1	1:54.325	23.165	55.836	35.324	217.1	58:55.864
31	1	1:55.491	24.257	55.591	35.643	200.9	1:00:51.355

65	FORD Mustang 289 1965 1. Ralf HUBER	TC1					
1	1	2:23.751	35.868	1:06.144	41.739		2:23.751



HERITAGE TOURING CUP

ESTORIL CLASSICS

RACE

Sector Analysis

■ Personal Best
 ■ Session Best
 ■ B Crossing the finish line in pit lane

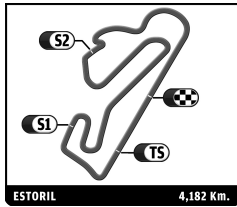
Lap	D	Time	Sector 1	Sector 2	Sector 3	T. Spd	Elapsed
2	1	2:16.749	28.022	1:06.489	42.238	185.4	4:40.500
3	1	2:16.080	28.012	1:05.912	42.156	178.8	6:56.580
4	1	2:16.524	28.180	1:06.069	42.275	160.4	9:13.104
5	1	2:16.360	28.418	1:05.878	42.064	162.8	11:29.464
6	1	2:15.506	28.046	1:05.352	42.108	168.7	13:44.970
7	1	2:16.869	28.927	1:05.665	42.277	162.3	16:01.839
8	1	2:17.592	29.112	1:06.109	42.371	163.7	18:19.431
9	1	2:16.083	29.243	1:04.459	42.381	165.2	20:35.514
10	1	2:16.134	27.783	1:05.589	42.762	179.1	22:51.648
11	1	2:17.148	28.428	1:06.404	42.316	171.3	25:08.796
12	1	2:17.296	28.404	1:06.212	42.680	160.4	27:26.092
13	1	2:18.291	28.378	1:06.837	43.076	160.2	29:44.383
14	1	2:27.168 B	27.881	1:05.997	53.290	167.7	32:11.551
15	1	3:39.943	1:50.784	1:06.039	43.120		35:51.494
16	1	2:19.782	28.337	1:08.822	42.623	162.8	38:11.276
17	1	2:15.975	27.614	1:06.443	41.918	179.4	40:27.251
18	1	2:15.091	27.496	1:05.231	42.364	180.9	42:42.342
19	1	2:19.541	28.880	1:07.290	43.371	180.6	45:01.883
20	1	2:16.802	27.823	1:06.030	42.949	176.0	47:18.685
21	1	2:19.295	29.476	1:06.674	43.145	176.3	49:37.980
22	1	2:17.089	29.060	1:05.565	42.464	163.0	51:55.069
23	1	2:19.855	29.946	1:06.497	43.412	158.6	54:14.924
24	1	2:18.763	29.144	1:06.262	43.357	162.3	56:33.687
25	1	2:19.144	29.885	1:06.465	42.794	160.9	58:52.831
26	1	2:20.351	30.729	1:06.364	43.258	159.5	1:01:13.182

Lap	D	Time	Sector 1	Sector 2	Sector 3	T. Spd	Elapsed
66							
BMW 635 CSI 1983							
1.Armand MILLE Group A							
1	1	2:10.638	31.842	1:00.344	38.452		2:10.638
2	1	2:00.203	24.854	57.839	37.510	206.2	4:10.841
3	1	1:59.664	24.664	57.370	37.630	212.1	6:10.505
4	1	2:00.218	25.108	57.672	37.438	207.7	8:10.723
5	1	1:59.528	24.557	57.655	37.316	212.9	10:10.251
6	1	1:59.905	24.922	57.487	37.496	206.2	12:10.156
7	1	1:59.861	24.904	57.645	37.312	207.7	14:10.017
8	1	1:59.549	24.740	57.342	37.467	208.1	16:09.566
9	1	2:00.136	24.843	57.436	37.857	206.2	18:09.702
10	1	2:00.233	24.905	57.714	37.614	205.4	20:09.935
11	1	1:59.201	24.621	57.343	37.237	205.4	22:09.136
12	1	2:00.045	25.034	57.475	37.536	205.0	24:09.181
13	1	2:00.364	24.609	57.480	38.275	214.2	26:09.545
14	1	2:00.123	24.979	57.582	37.562	202.4	28:09.668
15	1	2:19.653 B	25.092	57.484	37.077	204.3	30:29.321
16	1	3:27.879	1:53.037	57.249	37.593		33:57.200
17	1	2:00.954	25.220	58.452	37.282	200.9	35:58.154
18	1	2:01.432	24.819	59.304	37.309	208.5	37:59.586
19	1	2:00.363	25.394	57.572	37.397	208.9	39:59.949
20	1	2:01.104	24.575	58.407	38.122	216.7	42:01.053
21	1	1:58.838	24.694	57.080	37.064	203.9	43:59.891
22	1	1:59.836	24.828	57.507	37.501	204.7	45:59.727
23	1	2:00.340	25.214	57.657	37.469	197.4	48:00.067
24	1	1:59.378	24.760	57.260	37.358	209.7	49:59.445
25	1	1:59.919	25.201	57.245	37.473	200.6	51:59.364
26	1	2:01.819	25.245	58.690	37.884	205.4	54:01.183
27	1	2:00.506	25.233	58.271	37.002	211.3	56:01.689
28	1	1:58.927	24.676	57.176	37.075	209.7	58:00.616
29	1	2:00.185	24.613	57.938	37.634	208.5	1:00:00.801
30	1	2:46.514	45.404	1:15.698	45.412	209.7	1:02:47.315

Lap	D	Time	Sector 1	Sector 2	Sector 3	T. Spd	Elapsed
72							
FORD Capri 3100 RS 1973							
1.Christophe VAN RIET TC2							
1	1	1:55.865	26.303	54.561	35.001		1:55.865
2	1	1:53.528	23.377	54.687	35.464	210.9	3:49.393
3	1	1:53.294	23.637	54.506	35.151	203.9	5:42.687
4	1	1:54.204	23.610	55.109	35.485	202.0	7:36.891
5	1	1:54.522	23.443	55.146	35.933	205.8	9:31.413
6	1	1:54.893	23.766	55.237	35.890	205.0	11:26.306
7	1	1:55.262	23.963	55.834	35.465	203.2	13:21.568
8	1	1:54.738	24.035	55.478	35.225	200.2	15:16.306
9	1	1:53.970	23.476	55.379	35.115	205.4	17:10.276
10	1	1:54.081	23.421	54.922	35.738	208.5	19:04.357
11	1	1:54.565	23.510	55.423	35.632	210.1	20:58.922
12	1	1:54.770	23.426	55.719	35.625	210.9	22:53.692
13	1	1:55.540	23.986	55.682	35.872	214.6	24:49.232
14	1	1:54.724	23.406	55.559	35.759	217.1	26:43.956
15	1	1:55.194	23.639	55.617	35.938	206.2	28:39.150
16	1	2:02.520 B	23.619	55.587	43.314	208.5	30:41.670
17	1	3:10.694	1:38.718	55.962	36.014		33:52.364
18	1	1:55.867	23.823	55.867	36.177	208.5	35:48.231
19	1	1:56.281	24.351	55.685	36.245	202.4	37:44.512
20	1	1:55.646	23.566	55.733	36.347	210.1	39:40.158
21	1	1:56.504	23.861	56.653	35.990	207.7	41:36.662
22	1	1:55.879	23.703	55.710	36.466	205.0	43:32.541
23	1	1:54.546	23.396	55.258	35.892	218.9	45:27.087
24	1	1:55.068	23.669	55.312	36.087	212.9	47:22.155
25	1	1:55.324	23.680	55.692	35.952	209.7	49:17.479
26	1	1:55.129	23.432	55.554	36.143	214.6	51:12.608
27	1	1:55.984	23.743	56.215	36.026	203.2	53:08.592
28	1	1:54.406	23.525	55.245	35.636	213.8	55:02.998
29	1	1:53.892	23.162	55.155	35.575	213.8	56:56.890
30	1	1:55.737	23.292	56.310	36.135	212.1	58:52.627
31	1	1:55.351	23.750	55.614	35.987	204.7	1:00:47.978

Lap	D	Time	Sector 1	Sector 2	Sector 3	T. Spd	Elapsed
113							
FORD Capri 3100 RS Cologne 1974							
1.Zak BROWN TC2							
2.Dario FRANCHITTI							
1	2	2:20.192 B	26.022	53.900	1:00.270		2:20.192
2	2	9:08.933	7:38.151	55.524	35.258		11:29.125
3	2	1:53.732	23.370	54.825	35.537	209.3	13:22.857
4	2	1:54.517	23.740	55.698	35.079	207.4	15:17.374
5	2	1:51.555	23.148	53.706	34.701	214.6	17:08.929
6	2	1:51.581	23.062	53.554	34.965	221.0	19:00.510
7	2	1:51.569	23.066	53.698	34.805	218.4	20:52.079
8	2	1:52.139	22.993	54.016	35.130	216.3	22:44.218
9	2	1:53.211	23.578	54.480	35.153	215.0	24:37.429
10	2	1:53.051	23.343	54.137	35.571	207.4	26:30.480
11	2	1:52.984	23.201	54.138	35.645	212.9	28:23.464
12	2	1:53.587	23.318	55.001	35.268	210.5	30:17.051
13	2	1:59.638 B	23.276	53.964	42.398	211.3	32:16.689
14	1	3:44.378	2:11.518	56.843	36.017		36:01.067
15	1	1:58.152	24.225	57.950	35.977	206.2	37:59.219

Lap	D	Time	Sector 1	Sector 2	Sector 3	T. Spd	Elapsed
123							
FORD Capri 3100 RS 1975							
1.Emile BREITTMAYER TC2							
1	1	2:06.045	30.917	58.430	36.698		2:06.045
2	1	2:00.058	25.168	58.736	36.154	184.8	4:06.103



HERITAGE TOURING CUP

ESTORIL CLASSICS RACE

Sector Analysis

Lap	D	Time	Sector 1	Sector 2	Sector 3	T. Spd	Elapsed	Lap	D	Time	Sector 1	Sector 2	Sector 3	T. Spd	Elapsed
3	1	2:00.686	24.706	58.978	37.002	213.8	6:06.789								
4	1	1:59.870	25.116	58.092	36.662	182.7	8:06.659								
5	1	1:58.476	24.918	57.526	36.032	182.7	10:05.135								
6	1	1:56.139	23.829	56.346	35.964	213.4	12:01.274								
7	1	1:57.653	24.330	56.982	36.341	203.9	13:58.927								
8	1	1:58.934	24.897	57.317	36.720	182.7	15:57.861								
9	1	2:00.184	24.674	58.574	36.936	192.5	17:58.045								
10	1	1:59.134	24.735	57.960	36.439	195.3	19:57.179								
11	1	1:58.914	24.652	57.231	37.031	188.6	21:56.093								
12	1	1:59.081	24.776	57.447	36.858	186.4	23:55.174								
13	1	1:59.007	24.698	57.838	36.471	193.2	25:54.181								
14	1	2:01.378	25.132	58.994	37.252	181.2	27:55.559								
15	1	2:08.778 B	24.758	58.387	45.633	199.1	30:04.337								
16	1	3:26.104	1:51.520	57.816	36.768		33:30.441								
17	1	1:59.771	25.044	58.063	36.664	190.2	35:30.212								
18	1	2:00.240	24.737	57.826	37.677	190.6	37:30.452								
19	1	2:00.537	25.041	58.215	37.281	195.3	39:30.989								
20	1	2:01.386	25.237	58.834	37.315	187.0	41:32.375								
21	1	2:00.891	25.280	57.699	37.912	189.6	43:33.266								
22	1	1:58.398	24.295	57.828	36.275	202.0	45:31.664								
23	1	2:02.328	25.509	57.947	38.872	194.9	47:33.992								
24	1	2:03.592	25.769	59.234	38.589	188.3	49:37.584								
25	1	2:02.329	25.648	59.309	37.372	185.4	51:39.913								
26	1	2:02.786	25.390	1:00.115	37.281	205.8	53:42.699								
27	1	2:04.320	26.063	59.815	38.442	186.4	55:47.019								
28	1	2:02.700	25.820	58.947	37.933	182.4	57:49.719								
29	1	2:04.079	27.198	59.570	37.311	168.7	59:53.798								
30	1	2:03.530	25.882	1:00.646	37.002	174.9	1:01:57.328								
131		BMW 2002 1971												TC2	
		1.Michel RENAVAND													
		2.Michel BONNY													
1	1	2:15.455	32.603	1:02.837	40.015		2:15.455								
2	1	2:09.937	26.579	1:03.080	40.278	195.3	4:25.392								
3	1	2:10.170	26.708	1:02.935	40.527	198.1	6:35.562								
4	1	2:09.761	26.721	1:02.909	40.131	186.7	8:45.323								
5	1	2:09.928	26.758	1:02.930	40.240	193.9	10:55.251								
6	1	2:09.933	26.665	1:02.992	40.276	192.5	13:05.184								
7	1	2:10.506	26.841	1:03.286	40.379	194.2	15:15.690								
8	1	2:10.005	27.314	1:02.672	40.019	175.7	17:25.695								
9	1	2:21.557 B	27.122	1:03.631	50.804	187.3	19:47.252								
10	2	6:00.657	4:04.933	1:11.049	44.675		25:47.909								
11	2	2:20.745	29.975	1:08.022	42.748	155.4	28:08.654								
12	2	2:19.143	29.135	1:07.271	42.737	161.1	30:27.797								
13	2	2:36.004 B	29.600	1:08.210	58.194	158.6	33:03.801								
14	2	3:42.185	1:52.830	1:07.106	42.249		36:45.986								
15	2	2:18.600	29.110	1:07.061	42.429	173.8	39:04.586								
16	2	2:16.934	29.495	1:05.880	41.559	168.7	41:21.520								
17	2	2:15.672	27.930	1:04.999	42.743	184.2	43:37.192								
18	2	2:14.816	27.408	1:05.537	41.871	188.9	45:52.008								
19	2	2:16.269	27.697	1:06.719	41.853	188.6	48:08.277								
20	2	2:14.697	27.354	1:05.784	41.559	189.9	50:22.974								
21	2	2:14.800	27.811	1:04.707	42.282	182.4	52:37.774								
22	2	2:15.943	27.908	1:06.093	41.942	178.3	54:53.717								
23	2	2:14.077	27.294	1:04.836	41.947	186.7	57:07.794								
24	2	2:13.656	26.992	1:04.514	42.150	196.3	59:21.450								
25	2	2:14.413	27.452	1:05.430	41.531	197.4	1:01:35.863								

Personal Best Session Best B Crossing the finish line in pit lane

Lap	D	Time	Sector 1	Sector 2	Sector 3	T. Spd	Elapsed
165		BMW 635 CSI 1983					
		1.Johannes SCHOUTEN				Group A	
1	1	2:01.272	28.274	56.155	36.843		2:01.272
2	1	1:57.095	24.004	56.458	36.633	225.1	3:58.367
3	1	1:57.951	24.173	56.598	37.180	215.9	5:56.318
4	1	1:57.568	24.145	56.272	37.151	217.1	7:53.886
5	1	1:57.913	24.331	56.319	37.263	212.1	9:51.799
6	1	1:56.821	23.989	56.531	36.301	224.6	11:48.620
7	1	1:57.139	24.020	56.381	36.738	215.4	13:45.759
8	1	1:57.933	24.104	56.787	37.042	209.3	15:43.692
9	1	1:57.417	23.989	56.470	36.958	212.9	17:41.109
10	1	1:57.201	24.041	56.691	36.469	212.9	19:38.310
11	1	2:09.870	24.448	56.973	48.449	207.7	21:48.180
12	1	1:57.864	24.148	56.691	37.025	218.0	23:46.044
13	1	1:57.327	23.869	56.448	37.010	218.0	25:43.371
14	1	1:58.306	24.430	56.924	36.952	218.0	27:41.677
15	1	1:58.388	24.374	57.055	36.959	214.2	29:40.065
16	1	2:04.838 B	24.291	56.862	43.685	212.5	31:44.903
17	1	3:15.445	1:40.784	57.423	37.238		35:00.348
18	1	1:58.271	24.152	56.555	37.564	218.0	36:58.619
19	1	1:58.529	24.470	57.071	36.988	213.8	38:57.148
20	1	1:58.273	24.396	56.964	36.913	209.7	40:55.421
21	1	1:58.416	24.481	56.803	37.132	215.0	42:53.837
22	1	1:59.080	24.600	57.133	37.347	209.7	44:52.917
23	1	1:58.762	24.482	57.399	36.881	209.7	46:51.679
24	1	1:58.968	24.455	57.005	37.508	217.1	48:50.647
25	1	1:58.657	24.604	57.158	36.895	210.9	50:49.304
26	1	1:59.366	24.525	57.172	37.669	214.2	52:48.670
27	1	1:58.595	24.431	57.107	37.057	212.1	54:47.265
28	1	1:58.557	24.427	57.095	37.035	215.9	56:45.822
29	1	1:58.459	24.476	57.095	36.888	220.2	58:44.281
30	1	1:58.334	24.295	56.863	37.176	213.8	1:00:42.615
31	1	1:58.553	24.333	56.950	37.270	221.5	1:02:41.168