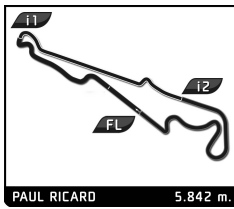


**SIXTIES' ENDURANCE
DIX MILLE TOURS
QUALIFYING**

Sector Analysis

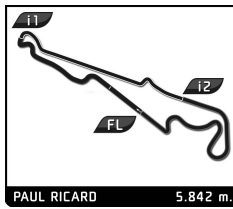
Lap	D	Time	Sector 1	Sector 2	Sector 3	T. Spd	Elapsed	Lap	D	Time	Sector 1	Sector 2	Sector 3	T. Spd	Elapsed
5	1	3:19.046 B	51.415	56.806	1:30.825	168.0	18:17.363	1	1	5:30.675	3:21.923	53.484	1:15.268		5:30.675
6	2	5:42.072	3:36.592	52.544	1:12.936		23:59.435	2	1	2:52.756	48.272	52.057	1:12.427	179.4	8:23.431
7	2	2:58.201	47.772	51.816	1:18.613	178.8	26:57.636	3	1	2:52.150	48.119	50.460	1:13.571	184.0	11:15.581
8	2	2:52.710	47.029	52.651	1:13.030	177.3	29:50.346	4	1	2:52.438	48.812	50.829	1:12.797	176.2	14:08.019
9	2	2:53.065	47.303	52.243	1:13.519	176.8	32:43.411	5	1	3:01.810 B	46.825	51.585	1:23.400	179.7	17:09.829
10	2	2:49.889	46.350	51.563	1:11.976	175.9	35:33.300	6	1	5:03.039	2:58.935	51.196	1:12.908		22:12.868
11	2	3:12.816 B	49.875	57.926	1:25.015	158.6	38:46.116	7	1	3:00.964	46.817	1:01.591	1:12.556	180.3	25:13.832
<p>33 SHELBY Cobra Daytona 1964 GT5 1. Michel LECOURT 2. Raymond NARAC</p>															
1	1	2:38.964	47.768	45.876	1:05.320	109.1	2:38.964	8	1	2:49.052	46.724	50.702	1:11.626	183.1	28:02.884
2	1	2:37.791	44.115	46.420	1:07.256	215.6	5:16.755	9	1	2:50.622	46.548	51.686	1:12.388	183.1	30:53.506
3	1	2:34.350	41.843	46.796	1:05.711	215.6	7:51.105	10	1	2:52.399	48.953	51.742	1:11.704	183.1	33:45.905
4	1	2:32.308	41.743	45.496	1:05.069	216.4	10:23.413	11	1	2:49.203	46.985	50.670	1:11.548	186.5	36:35.108
5	1	2:44.165 B	43.644	47.505	1:13.016	195.3	13:07.578	12	1	2:46.326	46.433	49.518	1:10.375	179.4	39:21.434
6	1	7:48.303	5:52.534	47.947	1:07.822		20:55.881	13	1	2:46.501	45.630	50.529	1:10.342	183.1	42:07.935
7	1	2:38.668	44.287	46.842	1:07.539	193.9	23:34.549	<p>46 ALFA ROMEO Giulia Sprint 1965 GT2 1. Alice BOURIEZ 2. Christian BOURIEZ</p>							
8	1	2:49.067 B	42.992	47.183	1:18.892	213.9	26:23.616	1	1	6:14.423	3:54.184	59.790	1:20.449		6:14.423
9	1	4:47.138 B	2:51.523	45.475	1:10.140		31:10.754	2	1	3:06.127	51.686	56.167	1:18.274	151.3	9:20.550
10	1	6:48.435	4:59.223	44.022	1:05.190		37:59.189	3	1	3:06.617	50.599	56.333	1:19.685	157.9	12:27.167
11	1	2:35.068	42.019	43.959	1:09.090	216.4	40:34.257	4	1	3:17.854 B	50.669	56.381	1:30.804	153.8	15:45.021
<p>36 SHELBY Cobra 289 1965 GT5 1. Vincent KOLB 2. Andrew NEWALL</p>															
1	1	3:53.403	1:55.748	48.958	1:08.697		3:53.403	5	1	6:59.089 B	4:22.646	1:01.469	1:34.974		22:44.110
2	1	2:39.977	44.944	46.604	1:08.429	174.5	6:33.380	6	1	5:19.390	2:56.062	59.913	1:23.415		28:03.500
3	1	2:40.966	45.286	46.741	1:08.939	171.4	9:14.346	7	1	3:16.801	54.681	58.190	1:23.930	149.6	31:20.301
4	1	2:36.337	43.327	46.099	1:06.911	194.6	11:50.683	8	1	3:18.619	54.798	59.117	1:24.704	150.4	34:38.920
5	1	2:35.277	42.865	45.218	1:07.194	211.8	14:25.960	9	1	3:19.478	54.930	1:01.189	1:23.359	151.3	37:58.398
6	1	2:50.535 B	42.722	45.251	1:22.562	210.1	17:16.495	10	1	3:16.029	53.638	58.602	1:23.789	151.5	41:14.427
7	2	4:19.357	2:25.301	46.204	1:07.852		21:35.852	<p>47 LOTUS Elan 26R 1964 GT2 1. Eugène DELEPLANQUE</p>							
8	2	2:37.794	44.651	46.353	1:06.790	188.5	24:13.646	1	1	3:01.506	1:00.842	50.110	1:10.554		3:01.506
9	2	2:36.535	44.101	45.222	1:07.212	199.3	26:50.181	2	1	2:41.615	45.011	47.448	1:09.156	197.8	5:43.121
10	2	2:36.621	43.675	45.851	1:07.095	207.7	29:26.802	3	1	2:40.948	44.779	46.965	1:09.204	197.8	8:24.069
11	2	2:35.951	43.684	45.244	1:07.023	209.7	32:02.753	4	1	2:40.112	44.320	47.277	1:08.515	200.7	11:04.181
12	2	2:35.831	43.976	45.029	1:06.826	214.3	34:38.584	5	1	2:43.368	44.550	47.026	1:11.792	197.1	13:47.549
13	2	2:35.581	44.054	44.883	1:06.644	209.3	37:14.165	6	1	2:40.789	45.345	46.819	1:08.625	201.1	16:28.338
14	2	2:36.440	44.144	46.111	1:06.185	203.4	39:50.605	7	1	2:43.782	45.481	47.497	1:10.804	204.9	19:12.120
15	2	2:38.279	43.570	47.775	1:06.934	213.9	42:28.884	8	1	2:44.969	45.697	48.250	1:11.022	196.7	21:57.089
<p>40 LOTUS Elite 1961 GT2 1. Edouard DEGUEMP</p>															
1	1	5:53.021	3:27.096	1:01.692	1:24.233		5:53.021	9	1	2:44.127	44.503	49.166	1:10.458	203.4	24:41.216
2	1	3:11.019	52.908	58.617	1:19.494	157.9	9:04.040	10	1	2:41.860	44.327	48.095	1:09.438	200.7	27:23.076
3	1	3:10.064	53.068	56.483	1:20.513	138.8	12:14.104	11	1	2:38.714	43.538	47.138	1:08.038	203.4	30:01.790
4	1	3:07.301	51.027	57.117	1:19.157	161.2	15:21.405	12	1	2:39.293	44.423	47.053	1:07.817	203.4	32:41.083
5	1	3:07.529	51.013	56.511	1:20.005	165.6	18:28.934	13	1	2:40.371	43.808	46.282	1:10.281	204.2	35:21.454
6	1	3:19.905 B	52.314	57.177	1:30.414	167.2	21:48.839	14	1	2:42.178	44.510	47.176	1:10.492	203.0	38:03.632
7	1	4:12.081	1:56.618	56.253	1:19.210		26:00.920	15	1	2:38.469	44.256	46.395	1:07.818	203.8	40:42.101
8	1	3:05.227	51.071	56.214	1:17.942	163.1	29:06.147	<p>48 JAGUAR Type E 3.8L 1964 GT4 1. Carlos de MIGUEL 2. Luis DELSO</p>							
9	1	3:06.481	50.598	55.845	1:20.038	166.2	32:12.628	1	1	4:33.948	2:11.923	1:01.647	1:20.378		4:33.948
10	1	3:07.600	52.004	57.071	1:18.525	162.4	35:20.228	2	1	3:06.057	53.156	56.142	1:16.759	166.7	7:40.005
11	1	3:06.576	50.880	57.207	1:18.489	164.4	38:26.804	3	1	2:59.097	48.804	53.839	1:16.454	174.8	10:39.102
12	1	3:09.465	50.998	58.026	1:20.441	166.4	41:36.269	4	1	3:29.850 B	49.939	55.693	1:44.218	168.7	14:08.952
<p>44 LOTUS Elan 26R 1965 GT2 1. Patrick JACK 2. Rory JACK</p>															
1	1	6:22.386	4:24.993	48.089	1:09.304	100.6	20:31.338	5	1	6:22.386	4:24.993	48.089	1:09.304	100.6	20:31.338
6	1	2:43.541	45.362	49.281	1:08.898	178.8	23:14.879	6	1	2:43.541	45.362	49.281	1:08.898	178.8	23:14.879
7	1	2:44.148	44.533	49.340	1:10.275	191.5	25:59.027	<p>49 PORSCHE 356 SC 1964 GT2 1. Bill STEPHENS 2. Will STEPHENS</p>							



SIXTIES' ENDURANCE DIX MILLE TOURS QUALIFYING

Sector Analysis

Personal Best							Session Best							B Crossing the finish line in pit lane						
Lap	D	Time	Sector 1	Sector 2	Sector 3	T. Spd	Elapsed	Lap	D	Time	Sector 1	Sector 2	Sector 3	T. Spd	Elapsed					
49 PAUL RICARD 5.842 m.																				
SHELBY Cobra 289 1963																				
1. Maxime GUENAT GT5																				
2. Guillaume MAHE																				
1	1	3:47.961	1:53.463	47.047	1:07.451	120.4	3:47.961													
2	1	2:35.825	42.758	46.748	1:06.319	210.1	6:23.786													
3	1	2:35.317	43.096	46.182	1:06.039	212.6	8:59.103													
4	1	2:34.881	42.696	45.774	1:06.411	210.9	11:33.984													
5	1	2:34.050	42.670	45.460	1:05.920	206.5	14:08.034													
6	1	2:47.183	42.372	45.477	1:19.334	212.6	16:55.217													
7	1	4:59.417	3:05.626	46.602	1:07.189	123.1	21:54.634													
8	1	2:37.632	42.991	47.657	1:06.984	211.8	24:32.266													
9	1	2:35.803	43.166	46.135	1:06.502	207.7	27:08.069													
10	1	2:53.391	44.377	48.837	1:20.177	209.3	30:01.460													
11	1	5:44.933	3:49.017	47.751	1:08.165	114.3	35:46.393													
12	1	2:38.544	44.078	46.925	1:07.541	205.7	38:24.937													
13	1	2:38.322	43.566	46.941	1:07.815	207.3	41:03.259													
50 AUSTIN HEALEY 3000 Mk 2 1965																				
1. Philipp ZUMSTEIN GT3																				
2. Bernhard BÜHLER																				
1	1	4:30.224	2:25.273	52.529	1:12.422		4:30.224													
2	1	2:44.454	45.390	48.806	1:10.258	191.5	7:14.678													
3	1	2:44.243	44.962	49.081	1:10.200	194.6	9:58.921													
4	1	2:45.434	45.385	48.573	1:11.476	198.5	12:44.355													
5	1	5:47.979	46.030	48.727	4:13.222	194.9	18:32.334													
6	1	3:10.458	1:09.206	50.732	1:10.520		21:42.792													
7	1	2:45.796	46.384	48.911	1:10.501	190.8	24:28.588													
8	1	2:44.720	45.814	48.663	1:10.243	192.5	27:13.308													
9	1	4:23.201	46.154	49.119	2:47.928	195.3	31:36.509													
10	1	3:32.429	1:20.198	55.699	1:16.532		35:08.938													
11	1	2:56.679	48.852	51.841	1:15.986	160.5	38:05.617													
12	1	3:01.327	48.490	55.926	1:16.911	173.9	41:06.944													
51 LOTUS Elan 26R 1965																				
1. Patrice GAY GT2																				
2. Guillaume BRAJEUX																				
1	1	3:49.172	1:48.641	50.109	1:10.422		3:49.172													
2	1	2:45.325	45.653	49.694	1:09.978	184.3	6:34.497													
3	1	2:45.244	46.989	49.677	1:08.578	180.0	9:19.741													
4	1	2:43.538	44.854	49.357	1:09.327	184.6	12:03.279													
5	1	2:54.142	44.877	48.954	1:20.311	185.6	14:57.421													
6	2	6:55.713	4:43.774	55.301	1:16.638		21:53.134													
7	2	3:04.448	52.028	55.641	1:16.779	168.5	24:57.582													
8	2	3:03.272	49.324	54.877	1:19.071	175.9	28:00.854													
9	2	3:01.396	50.712	54.109	1:16.575	158.4	31:02.250													
10	2	3:00.023	49.154	54.443	1:16.426	180.3	34:02.273													
11	2	2:57.720	51.065	52.570	1:14.085	168.7	36:59.993													
12	2	2:58.121	50.236	53.902	1:13.983	180.9	39:58.114													
13	2	2:56.909	48.922	54.262	1:13.725	175.0	42:55.023													
52 JAGUAR Type E 3.8L 1964																				
1. Christophe DELACHAUX GT4																				
2. Josselin PETER																				
1	2	4:43.885	2:30.620	56.559	1:16.706		4:43.885													
2	2	3:02.451	49.629	57.006	1:15.816	170.3	7:46.336													
3	2	2:55.195	47.164	52.343	1:15.688	178.2	10:41.531													
4	2	2:52.871	49.838	50.516	1:12.517	163.9	13:34.402													
5	2	2:48.973	45.965	51.027	1:11.981	188.8	16:23.375													
6	2	2:49.122	47.064	49.696	1:12.362	181.2	19:12.497													
7	2	2:49.291	47.577	50.347	1:11.367	181.8	22:01.788													
8	2	3:54.242	45.855	50.345	2:18.042	179.1	25:56.030													
9	1	3:18.800	1:13.207	51.124	1:14.469	110.0	29:14.830													
10	1	9:33.404	47.513	50.082	7:55.809	165.1	38:48.234													
11	1	3:22.778	1:13.939	54.149	1:14.690		42:11.012													
53 JAGUAR Type E 3.8L 1962																				
1. William PAUL GT4																				
2. Rory BUTCHER																				
1	1	3:13.490	1:12.521	50.710	1:10.259		3:13.490													
2	1	2:42.033	46.360	47.635	1:08.038	183.7	5:55.523													
3	1	2:42.148	45.060	47.822	1:09.266	192.2	8:37.671													
4	1	2:40.114	45.614	47.285	1:07.215	183.4	11:17.785													
5	1	2:41.989	45.525	47.797	1:08.667	195.3	13:59.774													
6	1	2:40.687	44.486	48.569	1:07.632	197.4	16:40.461													
7	1	2:42.646	44.650	47.407	1:10.589	200.7	19:23.107													
8	1	2:52.574	45.254	47.954	1:19.366	196.0	22:15.681													
9	2	5:24.095	3:20.368	47.927	1:15.800		27:39.776													

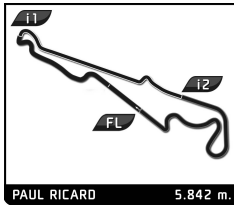


SIXTIES' ENDURANCE DIX MILLE TOURS QUALIFYING

Sector Analysis

■ Personal Best ■ Session Best ■ Crossing the finish line in pit lane

Lap	D	Time	Sector 1	Sector 2	Sector 3	T. Spd	Elapsed	Lap	D	Time	Sector 1	Sector 2	Sector 3	T. Spd	Elapsed	
161	AUSTIN HEALEY 3000 Mk 2 1962							GT3	10	1	2:52.493	47.106	52.003	1:13.384	188.8	33:59.567
	11	1	3:06.806 B	46.934	51.720	1:28.152	185.6		37:06.373							
	1	1	3:42.017	1:40.245	50.568	1:11.204			3:42.017							
	2	1	2:48.169	46.114	51.084	1:10.971	189.1		6:30.186							
	3	1	2:46.339	45.467	49.269	1:11.603	189.1		9:16.525							
	4	1	2:47.510	45.580	50.665	1:11.265	193.5		12:04.035							
5	1	3:01.769 B	45.781	49.561	1:26.427	183.4	15:05.804									
1.Serge LIBENS																
2.Anthony SCHRAUWEN																
169	AUSTIN HEALEY 3000 Mk 2 1961							GT3	1	1	5:04.201	3:00.434	51.496	1:12.271		5:04.201
	2	1	2:47.484	46.315	49.875	1:11.294	191.2		7:51.685							
	3	1	2:46.792	45.526	50.499	1:10.767	194.2		10:38.477							
	4	1	2:45.753	45.279	49.263	1:11.211	193.5		13:24.230							
	5	1	2:44.687	45.475	48.959	1:10.253	196.4		16:08.917							
	6	1	5:01.836 B	46.814	57.808	3:17.214	196.4		21:10.753							
	7	1	3:43.164	1:16.991	1:03.990	1:22.183			24:53.917							
	8	1	2:47.412	46.668	50.049	1:10.695	177.0		27:41.329							
	9	1	4:38.478 B	54.460	1:07.930	2:36.088	180.0		32:19.807							
1.Jean-Marc AVEZOU																
2.Philippe MARIE																
177	MG B 1964							GT2	1	1	4:53.718	2:38.849	56.104	1:18.765		4:53.718
	2	1	2:56.589	48.280	54.090	1:14.219	164.1		7:50.307							
	3	1	2:57.675	49.057	53.751	1:14.867	167.2		10:47.982							
	4	1	3:02.021	48.868	54.551	1:18.602	167.4		13:50.003							
	5	1	2:59.953	49.180	54.795	1:15.978	169.3		16:49.956							
	6	1	3:21.312 B	57.345	59.744	1:24.223	130.8		20:11.268							
	7	2	5:31.262	3:23.039	54.095	1:14.128			25:42.530							
	8	2	2:55.077	48.597	53.065	1:13.415	168.5		28:37.607							
	9	2	3:01.838	48.250	55.314	1:18.274	167.7		31:39.445							
	10	2	2:53.759	47.746	53.157	1:12.856	166.9		34:33.204							
	11	2	3:32.074 B	57.097	1:01.646	1:33.331	155.8		38:05.278							
1.Hugo PAYEN																
2.Arnaud FIEFFE																
217	JAGUAR Type E 3.8L 1962							GT4	1	1	5:32.692	3:31.555	50.470	1:10.667		5:32.692
	2	1	2:44.884	46.281	49.244	1:09.359	187.2		8:17.576							
	3	1	2:57.334 B	46.322	49.375	1:21.637	169.0		11:14.910							
	4	1	7:30.259 B	5:21.182	48.895	1:20.182			18:45.169							
	5	1	5:41.203	3:40.984	50.020	1:10.199			24:26.372							
	6	1	2:45.087	46.272	49.022	1:09.793	187.2		27:11.459							
	7	1	2:43.617	44.615	49.223	1:09.779	193.2		29:55.076							
	8	1	2:59.868 B	45.424	49.064	1:25.380	189.8		32:54.944							
1.Nikolaus DITTING																
2.Sam HANCOCK																
226	LOTUS Elan 26R 1964							GT2	1	2	4:15.937	2:00.375	56.120	1:19.442		4:15.937
	2	2	3:00.234	49.113	53.284	1:17.837	180.0		7:16.171							
	3	2	2:58.676	49.096	53.211	1:16.369	168.5		10:14.847							
	4	2	3:22.221 B	53.507	53.248	1:35.466	156.1		13:37.068							
	5	1	5:48.225	3:37.490	53.470	1:17.265			19:25.293							
	6	1	2:58.167	49.428	53.703	1:15.036	171.2		22:23.460							
	7	1	2:55.243	48.212	52.069	1:14.962	180.6		25:18.703							
	8	1	2:53.915	47.620	51.829	1:14.466	184.9		28:12.618							
	9	1	2:54.456	47.714	51.728	1:15.014	185.2		31:07.074							
1.Wolfgang MOLITOR																
2.Christian MOLITOR																
230	SHELBY Mustang 350 GT 1965							GT5	1	1	4:38.913	2:34.265	53.189	1:11.459		4:38.913
	2	1	2:47.918	48.099	49.339	1:10.480	176.5		7:26.831							
	3	1	2:46.152	46.322	48.948	1:10.882	171.7		10:12.983							
1.Michel GENDRE																
2.Jean Christophe PEYRE																
244	AUSTIN HEALEY 3000 Mk 1 1960							GT3	1	1	4:37.718	2:18.609	1:00.097	1:19.012		4:37.718
	2	1	2:55.930	50.405	52.386	1:13.139	173.6		7:33.648							
	3	1	2:54.741	48.481	51.931	1:14.329	170.9		10:28.389							
	4	1	2:51.620	47.121	50.894	1:13.605	179.7		13:20.009							
	5	1	3:11.385	52.804	59.054	1:19.527	150.8		16:31.394							
	6	1	2:52.912	47.599	51.723	1:13.590	172.0		19:24.306							
	7	1	2:50.218	47.677	50.884	1:11.657	171.4		22:14.524							
	8	1	2:51.036	47.412	50.808	1:12.816	176.8		25:05.560							
	9	1	2:50.921	46.824	50.819	1:13.278	179.7		27:56.481							
	10	1	3:12.889	51.634	58.874	1:22.381	143.8		31:09.370							
	11	1	2:50.427	46.557	50.697	1:13.173	182.4		33:59.797							
	12	1	2:54.210	47.876	51.278	1:15.056	178.8		36:54.007							
	13	1	2:49.392	46.412	50.897	1:12.083	181.8		39:43.399							
	14	1	2:58.709	46.805	53.521	1:18.383	178.5		42:42.108							
1.MOZ																
2.Christophe GERMAIN																
265	JAGUAR Type E 3.8L 1964							GT4	1	1	3:32.038	1:23.065	56.056	1:12.917		3:32.038
	2	1	2:47.016	46.152	50.161	1:10.703	187.2		6:19.054							
	3	1	2:46.579	46.024	49.898	1:10.657	182.1		9:05.633							
	4	1	27:37.471 B	50.447	55.205	...	180.3		36:43.104							
	5	1	3:26.620	1:20.209	52.776	1:13.635			40:09.724							
1.Eric-Olivier ETIENNE																
275	JAGUAR Type E 3.8L 1963							GT4	1	1	4:44.014	2:35.022	53.360	1:15.632		4:44.014
	2	1	2:53.297	48.344	52.280	1:12.673	189.5		7:37.311							
	3	1	2:48.090	47.769	48.971	1:11.350	189.8		10:25.401							
	4	1	2:46.499	45.407	50.191	1:10.901	201.5		13:11.900							
	5	1	2:53.381	45.365	51.159	1:16.857	201.9		16:05.281							
	6	1	2:45.122	45.595	48.542	1:10.985	204.2		18:50.403							
	7	1	2:43.951	45.584	48.042	1:10.325	198.9		21:34.354							
	8	1	3:00.056	47.045	54.126	1:18.885	203.4		24:34.410							
	9	1	3:00.356	47.749	56.107	1:16.500	184.3		27:34.766							
	10	1	2:44.346	45.014	48.013	1:11.319	202.2		30:19.112							
	11	1	2:46.359	48.033	47.557	1:10.769	168.5		33:05.471							
	12	1	2:47.004	46.619	49.981	1:10.404	189.5		35:52.475							
	13	1	2:43.850	45.491	48.479	1:09.880	204.5		38:36.325							
	14	1	3:21.628 B	45.175	52.795	1:43.658	203.8		41:57.953							
1.Marc-Antoine FALCON																
277	JAGUAR Type E 3.8L 1965							GT4	1	1	2:58.711	1:00.037	47.972	1:10.702		2:58.711
	2	1	2:40.418	45.080	46.562	1:08.776	196.4		5:39.129							
	3	1	2:37.945	43.910	47.193	1:06.842	207.3		8:17.074							
	4	1	2:39.385	43.590	46.794	1:09.001	197.4		10:56.459							
1.Katarina KYVALOVA																
2.Jon MINSHAW																



SIXTIES' ENDURANCE DIX MILLE TOURS QUALIFYING

Sector Analysis

Lap	D	Time	Sector 1	Sector 2	Sector 3	T. Spd	Elapsed	Lap	D	Time	Sector 1	Sector 2	Sector 3	T. Spd	Elapsed
5	1	2:40.650	44.615	47.376	1:08.659	186.2	13:37.109	14	1	2:46.969	46.446	49.680	1:10.843	197.4	42:01.809

6	1	2:43.268	44.319	48.494	1:10.455	198.9	16:20.377
7	1	2:51.921 B	45.079	47.237	1:19.605	176.8	19:12.298
8	1	5:23.522	3:32.990	44.763	1:05.769		24:35.820
9	1	2:38.336	44.239	48.608	1:05.489	193.5	27:14.156
10	1	2:34.962	42.518	46.888	1:05.556	213.4	29:49.118
11	1	2:34.219	43.149	45.626	1:05.444	198.5	32:23.337
12	1	2:33.239	42.013	45.660	1:05.566	209.3	34:56.576
13	1	2:49.848 B	41.845	46.977	1:21.026	208.9	37:46.424

333		ALFA ROMEO Giulia Sprint GTA 1965													
1. Patrick JACK		GT2													
2. Rory JACK															
1	1	5:22.447	3:07.671	56.046	1:18.730		5:22.447								
2	1	2:53.848	47.908	52.391	1:13.549	173.9	8:16.295								
3	1	2:52.510	48.510	51.448	1:12.552	175.9	11:08.805								
4	1	2:51.325	47.165	51.888	1:12.272	175.0	14:00.130								
5	1	2:50.706	46.926	52.029	1:11.751	179.4	16:50.836								
6	1	3:04.623 B	48.619	52.250	1:23.754	175.0	19:55.459								
7	1	4:36.032	2:28.714	52.729	1:14.589		24:31.491								
8	1	2:53.550	48.123	53.836	1:11.591	172.5	27:25.041								
9	1	2:49.070	46.855	50.329	1:11.886	182.1	30:14.111								
10	1	2:49.028	46.176	50.922	1:11.930	180.6	33:03.139								
11	1	2:50.559	46.487	52.027	1:12.045	180.3	35:53.698								
12	1	2:48.873	46.596	50.514	1:11.763	180.9	38:42.571								
13	1	2:50.396	46.936	50.935	1:12.525	179.1	41:32.967								

369		SHELBY Cobra 289 1964													
1. Urs BECK		GT5													
2. Patrick SIMON															
1	1	2:57.642	1:01.329	47.750	1:08.563		2:57.642								
2	1	2:36.509	43.269	45.668	1:07.572	222.7	5:34.151								
3	1	2:36.339	43.278	45.788	1:07.273	211.4	8:10.490								
4	1	2:36.159	43.461	45.433	1:07.265	217.3	10:46.649								
5	1	2:38.884	44.147	47.480	1:07.257	219.5	13:25.533								
6	1	2:47.125	52.452	47.538	1:07.135	218.6	16:12.658								
7	1	2:35.787	43.009	45.421	1:07.357	223.1	18:48.445								
8	1	2:35.203	42.700	45.699	1:06.804	213.0	21:23.648								
9	1	4:07.093 B	42.975	45.660	2:38.458	204.9	25:30.741								
10	1	2:56.593	1:04.621	45.609	1:06.363		28:27.334								
11	1	2:33.472	41.930	45.225	1:06.317	220.0	31:00.806								
12	1	2:36.469	42.517	47.222	1:06.730	223.1	33:37.275								
13	1	2:32.362	41.468	44.602	1:06.292	223.1	36:09.637								

888		JAGUAR Type E 3.8L 1963													
1. Pascal RAPALLINO		GT4													
2. Jacques-Laurent JOSSE															
1	1	3:11.635	1:03.678	52.808	1:15.149		3:11.635								
2	1	2:54.492	48.607	52.541	1:13.344	170.6	6:06.127								
3	1	2:52.813	46.561	52.191	1:14.061	175.9	8:58.940								
4	1	2:53.868	47.790	51.990	1:14.088	170.3	11:52.808								
5	1	2:53.236	47.812	51.743	1:13.681	172.0	14:46.044								
6	1	2:50.619	46.940	50.593	1:13.086	179.1	17:36.663								
7	1	2:52.397	48.457	50.362	1:13.578	180.6	20:29.060								
8	1	2:52.136	46.881	51.534	1:13.721	177.6	23:21.196								
9	1	3:01.270 B	47.827	50.371	1:23.072	162.9	26:22.466								
10	1	4:32.694	2:26.582	52.981	1:13.131		30:55.160								
11	1	2:47.764	46.853	49.373	1:11.538	190.8	33:42.924								
12	1	2:47.019	46.493	49.727	1:10.799	192.2	36:29.943								
13	1	2:44.897	45.284	48.839	1:10.774	196.7	39:14.840								