

ENDURANCE RACING LEGENDS

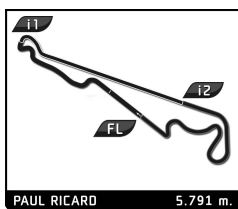
DIX MILLE TOURS

RACE 2

Sector Analysis

█ Personal Best █ Session Best █ Crossing the finish line in pit lane

Lap	D	Time	Sector 1	Sector 2	Sector 3	T. Spd	Elapsed	Lap	D	Time	Sector 1	Sector 2	Sector 3	T. Spd	Elapsed		
1		PORSCHE 997 GT3 RSR 2007 1.Emmanuel BRIGAND						GT2B	20		PILLBEAM MP84 2004 1.Pierre BRUNEAU 2.Marc ROSTAN						Proto B
1	1	4:03.528	1:35.995	1:15.031	1:12.502		4:03.528	1	1	4:06.858	1:40.617	1:14.526	1:11.715		4:06.858		
2	1	2:38.027	49.648	50.031	58.348	151.9	6:41.555	2	1	2:40.274	49.801	50.412	1:00.061	133.7	6:47.132		
3	1	2:06.954	37.843	32.315	56.796	237.4	8:48.509	3	1	2:10.976	38.611	33.176	59.189	234.8	8:58.108		
4	1	2:07.865	37.612	32.502	57.751	235.3	10:56.374	4	1	2:08.642	37.768	32.831	58.043	231.8	11:06.750		
5	1	2:07.048	37.095	32.995	56.958	236.3	13:03.422	5	1	2:09.035	37.748	33.133	58.154	236.8	13:15.785		
6	1	2:06.292	36.915	32.365	57.012	236.3	15:09.714	6	1	2:08.333	37.216	33.802	57.315	235.8	15:24.118		
7	1	2:06.040	37.101	32.345	56.594	236.8	17:15.754	7	1	2:06.586	36.510	32.704	57.372	233.8	17:30.704		
8	1	2:06.980	37.200	32.534	57.246	236.8	19:22.734	8	1	2:07.795	37.233	32.979	57.583	231.8	19:38.499		
9	1	2:06.242	37.349	32.501	56.392	236.3	21:28.976	9	1	2:08.676	37.863	33.294	57.519	231.3	21:47.175		
10	1	2:06.314	37.019	32.302	56.993	236.3	23:35.290	10	1	2:10.898	37.752	34.488	58.658	226.9	23:58.073		
11	1	2:06.653	37.301	32.211	57.141	235.3	25:41.943										
7		BENTLEY Speed 8 2003 1.Shaun LYNN						Proto B	22		PORSCHE 993 GT2 Evo 1999 1.Sebastian GLASER						GT2A
1	1	3:48.590	1:20.048	1:04.855	1:23.687		3:48.590	1	1	4:00.618	1:31.539	1:13.756	1:15.323		4:00.618		
2	1	2:38.198	48.890	39.808	1:09.500	142.1	6:26.788	2	1	2:35.144	49.059	47.218	58.867	143.4	6:35.762		
3	1	1:58.806	35.518	29.625	53.663	259.0	8:25.594	3	1	2:03.818	36.545	30.915	56.358	246.0	8:39.580		
4	1	1:54.594	34.096	28.413	52.085	264.7	10:20.188	4	1	2:04.526	36.897	31.192	56.437	242.2	10:44.106		
5	1	1:54.820	33.850	28.961	52.009	268.0	12:15.008	5	1	2:04.450	36.998	31.026	56.426	243.2	12:48.556		
6	1	1:55.819	34.020	28.845	52.954	264.7	14:10.827	6	1	2:03.781	36.691	31.078	56.012	243.8	14:52.337		
7	1	1:54.365	33.383	28.928	52.054	262.8	16:05.192	7	1	2:03.762	36.701	31.096	55.965	243.8	16:56.099		
8	1	1:55.809	35.119	28.867	51.823	267.3	18:01.001	8	1	2:03.993	36.914	31.019	56.060	243.8	19:00.092		
9	1	1:53.937	33.991	28.685	51.261	268.0	19:54.938	9	1	2:03.773	36.532	30.985	56.256	243.8	21:03.865		
10	1	1:55.997	34.538	29.907	51.552	268.0	21:50.935	10	1	2:05.201	36.670	31.319	57.212	244.3	23:09.066		
11	1	1:55.414	34.460	29.220	51.734	266.7	23:46.349	11	1	2:04.298	37.161	31.020	56.117	244.3	25:13.364		
10		PANOZ Esperante GTR1 1997 1.Olivier GALANT						GT1A	25		MG-LOLA EX257 2004 1.Mike NEWTON						Proto B
1	1	3:56.763	1:26.839	1:13.151	1:16.773		3:56.763	1	1	3:49.401	1:21.746	1:05.421	1:22.234		3:49.401		
2	1	2:35.023	47.100	47.573	1:00.350	156.5	6:31.786	2	1	2:39.018	50.117	40.083	1:08.818	156.7	6:28.419		
3	1	2:00.249	35.888	29.868	54.493	259.0	8:32.035	3	1	1:57.743	35.733	28.938	53.072	256.5	8:26.162		
4	1	1:57.330	34.749	29.161	53.420	266.7	10:29.365	4	1	1:56.428	34.628	29.111	52.689	263.4	10:22.590		
5	1	1:58.005	34.954	29.118	53.933	268.0	12:27.370	5	1	1:57.627	34.482	29.159	53.986	260.2	12:20.217		
6	1	1:57.355	35.325	29.119	52.911	267.3	14:24.725	6	1	1:56.460	34.430	29.036	52.994	264.7	14:16.677		
7	1	1:56.888	34.981	29.128	52.779	268.0	16:21.613	7	1	1:57.977	35.854	28.846	53.277	250.0	16:14.654		
8	1	1:56.909	34.406	29.131	53.372	266.7	18:18.522	8	1	1:58.492	35.570	28.962	53.960	258.4	18:13.146		
9	1	1:57.252	35.029	29.326	52.897	266.7	20:15.774	9	1	1:59.862	36.079	29.379	54.404	260.9	20:13.008		
10	1	1:56.243	34.366	29.110	52.767	268.0	22:12.017	10	1	1:57.448	35.090	28.948	53.410	261.5	22:10.456		
11	1	1:55.571	33.884	29.024	52.663	267.3	24:07.588	11	1	1:56.218	34.231	29.304	52.683	262.1	24:06.674		
12		PORSCHE 993 GT2 1996 1.Henrique GEMPERLE 2.Marc de SIEBENTHAL						GT2A	29		PORSCHE 996 GT3 RS 2002 1.Christian TRABER 2.Nicolas TRABER						GT2B
1	1	4:16.585	1:54.580	1:11.488	1:10.517		4:16.585	1	1	4:07.907	1:43.229	1:13.870	1:10.808		4:07.907		
2	1	2:45.859	47.597	52.831	1:05.431	202.2	7:02.444	2	1	2:42.078	50.162	51.462	1:00.454	138.3	6:49.985		
3	1	2:14.547	39.849	33.311	1:01.387	226.4	9:16.991	3	1	2:07.201	37.419	32.360	57.422	240.0	8:57.186		
4	1	2:13.131	39.482	33.505	1:00.144	227.8	11:30.122	4	1	2:07.235	37.559	32.165	57.511	243.8	11:04.421		
5	1	2:13.180	39.232	33.712	1:00.236	229.8	13:43.302	5	1	2:08.288	37.466	31.750	59.072	243.8	13:12.709		
6	1	2:28.704	39.032	33.414	1:16.258	227.8	16:12.006	6	1	2:06.739	37.877	31.363	57.499	240.5	15:19.448		
7	1	2:14.700	40.037	33.662	1:01.001	223.1	18:26.706	7	1	2:05.905	37.853	31.349	56.703	243.2	17:25.353		
8	1	2:13.849	39.277	33.532	1:01.040	228.3	20:40.555	8	1	2:05.931	37.835	31.155	56.941	240.5	19:31.284		
9	1	2:12.707	39.050	33.423	1:00.234	229.3	22:53.262	9	1	2:05.857	37.129	31.466	57.262	243.8	21:37.141		
10	1	2:12.038	39.105	33.182	59.751	228.3	25:05.300	10	1	2:05.418	36.875	31.437	57.106	243.2	23:42.559		
								11	1	2:10.373	37.456	33.145	59.772	242.7	25:52.932		



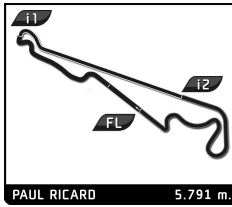
ENDURANCE RACING LEGENDS DIX MILLE TOURS RACE 2

Sector Analysis

■ Personal Best ■ Session Best ■ B Crossing the finish line in pit lane

Lap	D	Time	Sector 1	Sector 2	Sector 3	T. Spd	Elapsed	
32	COURAGE C65 2005							
	1.Lionel BOCH Proto B							
	1	1	4:02.804	1:35.086	1:15.285	1:12.433		4:02.804
	2	1	2:37.844	49.802	49.836	58.206	148.4	6:40.648
	3	1	2:04.188	37.011	31.485	55.692	243.2	8:44.836
	4	1	2:03.797	36.312	31.824	55.661	243.8	10:48.633
	5	1	2:03.826	36.867	31.454	55.505	238.9	12:52.459
	6	1	2:03.235	36.713	31.311	55.211	237.4	14:55.694
	7	1	2:02.479	36.367	31.587	54.525	235.8	16:58.173
	8	1	2:02.765	35.990	31.280	55.495	243.8	19:00.938
	9	1	2:03.509	37.488	31.580	54.441	242.7	21:04.447
	10	1	2:03.345	36.861	31.330	55.154	237.9	23:07.792
11	1	2:02.283	36.542	31.021	54.720	239.5	25:10.075	
35	LUCCHINI SP91 1993							
	1.Jean-Marc DAVID Proto A							
	1	1	4:19.308	2:00.639	1:10.099	1:08.570		4:19.308
	2	1	2:48.704	47.612	54.284	1:06.808	209.3	7:08.012
	3	1	2:20.604	40.406	36.069	1:04.129	206.9	9:28.616
	4	1	2:21.953	41.337	36.220	1:04.396	206.5	11:50.569
	5	1	2:23.254	41.843	36.447	1:04.964	198.9	14:13.823
	6	1	2:21.283	41.755	36.016	1:03.512	192.9	16:35.106
	7	1	2:21.645	41.658	35.926	1:04.061	194.2	18:56.751
	8	1	2:21.429	41.299	37.188	1:02.942	198.2	21:18.180
9	1	2:19.860	40.487	36.355	1:03.018	206.1	23:38.040	
10	1	2:22.887	41.213	38.658	1:03.016	207.7	26:00.927	
37	DODGE Viper GTS/R 1998							
	1.Eric HELARY GT1B							
	1	1	3:50.218	1:22.983	1:07.453	1:19.782		3:50.218
	2	1	2:38.990	50.229	41.020	1:07.741	136.0	6:29.208
	3	1	1:59.508	35.407	29.927	54.174	253.5	8:28.716
	4	1	1:59.242	35.032	30.027	54.183	254.7	10:27.958
5	1	1:59.013	35.008	29.904	54.101	254.7	12:26.971	
6	1	2:21.288 B	36.378	30.239	1:14.671	255.3	14:48.259	
54	PANOZ Esperante GTR1 1997							
	1.Xavier GALANT GT1A							
	1	1	3:58.159	1:28.263	1:14.054	1:15.842		3:58.159
	2	1	2:35.263	49.138	46.220	59.905	182.7	6:33.422
	3	1	2:00.971	36.151	29.707	55.113	238.9	8:34.393
	4	1	2:00.533	35.645	29.852	55.036	261.5	10:34.926
	5	1	2:01.445	35.833	30.363	55.249	259.0	12:36.371
	6	1	2:00.102	35.705	29.789	54.608	260.2	14:36.473
	7	1	2:00.127	35.708	29.843	54.576	261.5	16:36.600
	8	1	1:59.942	35.677	29.834	54.431	252.9	18:36.542
	9	1	1:59.666	35.298	29.874	54.494	261.5	20:36.208
	10	1	2:00.997	36.142	29.831	55.024	262.1	22:37.205
11	1	1:59.557	35.535	29.622	54.400	261.5	24:36.762	
60	KEILER K11 1995							
	1.Marc JULLY Proto A							
	1	1	3:53.516	1:25.752	1:11.828	1:15.936		3:53.516
	2	1	2:38.210	49.617	47.301	1:01.292	145.7	6:31.726
3	1	2:06.522	36.621	32.443	57.458	238.9	8:38.248	
4	1	2:05.131	36.562	32.172	56.397	228.3	10:43.379	

Lap	D	Time	Sector 1	Sector 2	Sector 3	T. Spd	Elapsed	
5	1	2:05.967	38.303	31.509	56.155	206.9	12:49.346	
6	1	2:03.468	36.389	31.616	55.463	238.4	14:52.814	
7	1	2:03.846	36.664	31.469	55.713	231.3	16:56.660	
8	1	2:04.103	36.887	31.504	55.712	238.9	19:00.763	
9	1	2:08.759	38.598	32.861	57.300	238.9	21:09.522	
10	1	2:14.272	36.452	43.019	54.801	243.8	23:23.794	
61	PORSCHE 997 GT3 RSR 2007							
	1.Frédéric JOUSSET GT2B							
	1	1	4:09.776	1:44.546	1:14.183	1:11.047		4:09.776
	2	1	2:42.814	49.779	51.729	1:01.306	152.8	6:52.590
	3	1	2:08.787	37.816	32.164	58.807	236.3	9:01.377
	4	1	2:08.198	37.987	32.188	58.023	234.3	11:09.575
	5	1	2:08.096	38.230	32.019	57.847	237.9	13:17.671
	6	1	2:08.123	37.611	31.970	58.542	238.9	15:25.794
	7	1	2:07.610	37.566	31.569	58.475	236.8	17:33.404
	8	1	2:17.265	37.537	31.786	1:07.942	237.9	19:50.669
9	1	2:08.795	38.314	31.918	58.563	225.0	21:59.464	
10	1	2:17.981	37.589	40.868	59.524	237.4	24:17.445	
63	SALEEN S7-R 2004							
	1.Florent MOULIN GT1B							
	1	1	3:48.770	1:20.990	1:04.329	1:23.451		3:48.770
	2	1	2:38.589	49.841	39.453	1:09.295	153.4	6:27.359
	3	1	2:00.537	35.646	30.099	54.792	248.3	8:27.896
	4	1	1:59.317	35.123	29.759	54.435	255.3	10:27.213
	5	1	1:58.752	34.951	29.696	54.105	254.7	12:25.965
	6	1	1:58.159	34.849	29.562	53.748	255.3	14:24.124
	7	1	1:59.401	35.125	29.692	54.584	255.9	16:23.525
	8	1	1:58.654	35.096	29.464	54.094	256.5	18:22.179
	9	1	1:59.211	35.463	29.329	54.419	256.5	20:21.390
10	1	1:59.286	35.019	29.549	54.718	257.1	22:20.676	
11	1	1:59.557	35.074	29.813	54.670	256.5	24:20.233	
66	FERRARI 550 GTS Prodrive 2004							
	1.Dominik ROSCHMANN GT1B							
	1	1	3:59.399	1:29.624	1:13.764	1:16.011		3:59.399
	2	1	2:34.956	48.934	46.387	59.635	173.6	6:34.355
	3	1	2:02.955	36.519	30.697	55.739	254.7	8:37.310
	4	1	1:59.736	35.363	29.684	54.689	258.4	10:37.046
	5	1	2:00.392	35.830	29.800	54.762	260.2	12:37.438
	6	1	2:00.141	35.778	29.617	54.746	260.9	14:37.579
	7	1	2:00.677	35.408	29.970	55.299	262.1	16:38.256
	8	1	2:00.577	36.109	29.685	54.783	260.2	18:38.833
	9	1	2:00.068	35.590	29.593	54.885	260.9	20:38.901
10	1	2:01.224	36.234	29.869	55.121	262.1	22:40.125	
11	1	1:59.682	35.659	29.536	54.487	260.9	24:39.807	
67	PORSCHE 997 GT3 RSR 2007							
	1.Jean-Marc MERLIN GT2B							
	1	1	4:01.900	1:32.557	1:13.807	1:15.536		4:01.900
	2	1	2:35.969	48.691	47.303	59.975	157.2	6:37.869
	3	1	2:05.258	37.101	31.120	57.037	244.3	8:43.127
	4	1	2:04.609	36.789	30.969	56.851	246.0	10:47.736
	5	1	2:03.969	36.710	30.954	56.305	246.6	12:51.705
	6	1	2:03.494	36.682	30.903	55.909	247.1	14:55.199
	7	1	2:05.434	37.572	31.067	56.795	244.9	17:00.633



ENDURANCE RACING LEGENDS
DIX MILLE TOURS
RACE 2

Sector Analysis

Lap	D	Time	Sector 1	Sector 2	Sector 3	T. Spd	Elapsed	Lap	D	Time	Sector 1	Sector 2	Sector 3	T. Spd	Elapsed
8	1	2:03.465	36.584	30.978	55.903	246.6	19:04.098	11	1	2:00.159	35.691	29.858	54.610	250.6	24:51.262
9	1	2:04.761	36.880	31.129	56.752	247.1	21:08.859								
10	1	2:03.844	36.668	30.875	56.301	247.1	23:12.703								
11	1	2:04.159	36.669	30.872	56.618	247.1	25:16.862								

72 DODGE Viper GT3/R 2000
1. Mr JOHN OF B GT1B
2. Soheil AYARI

1	2	3:50.994	1:24.680	1:11.874	1:14.440		3:50.994
2	2	2:38.779	50.292	47.692	1:00.795	145.7	6:29.773
3	2	1:59.263	35.406	29.822	54.035	251.7	8:29.036
4	2	1:59.336	35.169	30.084	54.083	253.5	10:28.372
5	2	1:58.966	35.034	29.599	54.333	254.1	12:27.338
6	2	1:59.331	36.195	29.877	53.259	252.3	14:26.669
7	2	1:59.450	35.552	29.999	53.899	253.5	16:26.119
8	2	1:58.892	35.204	29.884	53.804	252.3	18:25.011
9	2	2:00.078	35.735	29.829	54.514	254.1	20:25.089
10	2	1:59.001	35.057	29.911	54.033	254.7	22:24.090
11	2	1:58.669	34.882	30.215	53.572	253.5	24:22.759

73 PORSCHE 993 GT2 1997
1. Guenther SCHINDLER GT2A

1	1	4:08.900	1:43.892	1:13.809	1:11.199		4:08.900
2	1	2:42.278	49.921	51.370	1:00.987	137.6	6:51.178
3	1	2:07.728	37.742	31.375	58.611	241.1	8:58.906
4	1	2:06.649	37.495	31.537	57.617	237.9	11:05.555
5	1	2:06.667	37.152	30.950	58.565	241.1	13:12.222
6	1	2:05.992	37.437	31.392	57.163	237.4	15:18.214
7	1	2:06.718	37.597	31.748	57.373	239.5	17:24.932
8	1	2:07.418	37.812	31.274	58.332	238.9	19:32.350
9	1	2:06.323	37.533	30.904	57.886	236.3	21:38.673
10	1	2:07.120	37.617	31.273	58.230	240.0	23:45.793

86 PORSCHE 996 GT3 RSR 2004
1. Michael FÖVENVY GT2B

1	1	4:15.161	1:52.815	1:11.912	1:10.434		4:15.161
2	1	2:46.488	48.150	51.895	1:06.443	177.9	7:01.649
3	1	2:14.256	39.478	33.415	1:01.363	221.8	9:15.905
4	1	2:13.493	39.590	32.691	1:01.212	223.1	11:29.398
5	1	2:14.814	39.393	33.724	1:01.697	227.4	13:44.212
6	1	2:14.153	39.539	32.826	1:01.788	221.3	15:58.365
7	1	2:13.119	39.552	32.885	1:00.682	234.8	18:11.484
8	1	2:16.209	39.977	33.199	1:03.033	228.3	20:27.693
9	1	2:15.045	39.148	33.213	1:02.684	229.3	22:42.738
10	1	2:13.343	38.973	32.997	1:01.373	222.7	24:56.081

90 ASTON MARTIN DBR9 2005
1. Nikolaus DITTING GT1B
2. Sam HANCOCK

1	1	4:00.046	1:30.371	1:13.868	1:15.807		4:00.046
2	1	2:34.980	48.878	46.925	59.177	175.6	6:35.026
3	1	2:03.375	36.085	31.185	56.105	250.0	8:38.401
4	1	2:02.041	35.488	30.246	56.307	244.9	10:40.442
5	1	2:01.437	35.419	30.272	55.746	250.0	12:41.879
6	1	2:02.700	35.490	30.761	56.449	253.5	14:44.579
7	1	2:01.509	35.703	30.343	55.463	248.8	16:46.088
8	1	2:01.482	36.037	30.136	55.309	251.7	18:47.570
9	1	2:01.120	36.024	30.042	55.054	251.2	20:48.690
10	1	2:02.413	36.094	29.893	56.426	252.9	22:51.103

92 ASTON MARTIN Vantage GT2 2010
1. Franz WUNDERLICH GT2B

1	1	4:10.377	1:45.326	1:14.179	1:10.872		4:10.377
2	1	2:42.467	49.877	51.610	1:00.980	140.3	6:52.844
3	1	2:08.926	38.012	32.531	58.383	231.3	9:01.770
4	1	2:08.312	37.942	32.353	58.017	231.3	11:10.082
5	1	2:07.972	38.218	32.340	57.414	236.8	13:18.054
6	1	2:08.063	37.697	32.406	57.960	235.3	15:26.117
7	1	2:07.725	37.735	32.318	57.672	235.8	17:33.842
8	1	2:08.530	37.540	32.125	58.865	237.4	19:42.372
9	1	2:08.163	37.411	32.588	58.164	235.3	21:50.535
10	1	2:08.043	37.372	32.331	58.340	236.3	23:58.578

95 FERRARI 430 GTC 2008
1. Charlie REMNANT GT2B

1	1	4:13.022	1:50.638	1:11.308	1:11.076		4:13.022
2	1	2:43.343	48.391	52.259	1:02.693	177.9	6:56.365
3	1	2:11.676	38.708	32.899	1:00.069	230.8	9:08.041
4	1	2:13.579	39.659	32.852	1:01.068	233.3	11:21.620
5	1	2:13.949	39.758	33.253	1:00.938	211.8	13:35.569
6	1	2:12.786	38.987	33.134	1:00.665	232.3	15:48.355
7	1	2:12.717	38.796	33.219	1:00.702	232.3	18:01.072
8	1	2:12.333	38.702	33.016	1:00.615	231.8	20:13.405
9	1	2:12.271	38.672	33.064	1:00.535	233.3	22:25.676
10	1	2:11.790	38.074	33.518	1:00.198	234.8	24:37.466

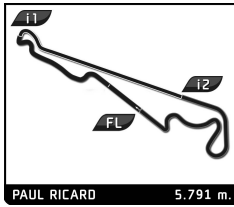
99 PORSCHE 996 GT3 RS 2001
1. Simon EVANS GT2B

1	1	4:18.772	1:59.599	1:10.170	1:09.003		4:18.772
2	1	2:46.305	46.952	54.128	1:05.225	209.3	7:05.077
3	1	2:14.375	39.699	34.193	1:00.483	213.0	9:19.452
4	1	2:13.663	39.060	34.093	1:00.510	214.7	11:33.115
5	1	2:13.042	39.026	33.910	1:00.106	216.0	13:46.157
6	1	2:15.290	39.272	34.188	1:01.830	217.3	16:01.447
7	1	2:15.092	39.636	35.113	1:00.343	216.4	18:16.539
8	1	2:12.141	38.890	34.004	59.247	214.7	20:28.680
9	1	2:14.872	38.704	34.786	1:01.382	219.1	22:43.552
10	1	2:14.411	39.278	34.364	1:00.769	215.6	24:57.963

100 PORSCHE 993 GT2 1995
1. Didier DENAT GT2A

1	1	4:02.235	1:34.238	1:13.799	1:14.198		4:02.235
2	1	2:36.408	49.331	48.109	58.968	154.1	6:38.643
3	1	2:03.500	36.881	30.561	56.058	242.2	8:42.143
4	1	2:04.790	36.864	31.646	56.280	248.8	10:46.933
5	1	2:04.319	36.635	31.102	56.582	241.6	12:51.252
6	1	2:03.217	36.594	30.904	55.719	245.5	14:54.469
7	1	2:04.025	36.482	30.895	56.648	246.0	16:58.494
8	1	2:03.507	36.959	30.704	55.844	245.5	19:02.001
9	1	2:06.507	37.065	32.423	57.019	248.8	21:08.508
10	1	2:03.474	36.508	31.062	55.904	247.7	23:11.982
11	1	2:02.399	36.277	30.757	55.365	247.7	25:14.381

115 PORSCHE 996 GT3 RS 2003
1. Marc DEVIS GT2B



ENDURANCE RACING LEGENDS

DIX MILLE TOURS

RACE 2

Sector Analysis

■ Personal Best ■ Session Best B Crossing the finish line in pit lane

Lap	D	Time	Sector 1	Sector 2	Sector 3	T. Spd	Elapsed	Lap	D	Time	Sector 1	Sector 2	Sector 3	T. Spd	Elapsed
1	1	4:05.221	1:38.495	1:15.434	1:11.292		4:05.221								
2	1	2:40.010	50.849	50.388	58.773	131.2	6:45.231								
3	1	2:04.150	36.903	31.694	55.553	235.3	8:49.381								
4	1	2:05.340	37.758	31.607	55.975	234.8	10:54.721								
5	1	2:04.313	36.358	31.625	56.330	237.4	12:59.034								
6	1	2:03.439	36.316	31.426	55.697	236.3	15:02.473								
7	1	2:03.939	36.374	31.486	56.079	236.8	17:06.412								
8	1	2:03.656	36.643	31.361	55.652	238.4	19:10.068								
9	1	2:02.942	36.279	31.197	55.466	237.4	21:13.010								
10	1	2:03.288	36.439	31.500	55.349	237.4	23:16.298								
11	1	2:03.472	36.455	31.726	55.291	237.9	25:19.770								

118 CHEVROLET Corvette Z06 R 2010
1. Alfred MOSER INV

1	1	4:17.282	1:57.016	1:10.031	1:10.235		4:17.282
2	1	2:46.096	47.808	54.155	1:04.133	203.0	7:03.378
3	1	2:14.151	39.653	33.002	1:01.496	215.1	9:17.529
4	1	2:13.850	39.665	32.705	1:01.480	208.9	11:31.379
5	1	2:13.766	38.885	33.188	1:01.693	225.9	13:45.145
6	1	2:15.242	39.958	32.854	1:02.430	204.9	16:00.387
7	1	2:18.120	40.553	33.905	1:03.662	230.3	18:18.507
8	1	2:15.366	40.174	33.200	1:01.992	225.0	20:33.873
9	1	2:18.638	42.064	33.390	1:03.184	233.8	22:52.511
10	1	2:14.176	39.181	32.968	1:02.027	216.0	25:06.687

176 PORSCHE 996 GT3 RSR 2005
1. Jean-Lou RIHON GT2B
2. Nick PADMORE

1	2	4:04.690	1:37.823	1:15.417	1:11.450		4:04.690
2	2	2:39.024	50.438	49.832	58.754	130.3	6:43.714
3	2	2:04.866	36.654	31.277	56.935	239.5	8:48.580
4	2	2:05.545	37.089	31.988	56.468	237.4	10:54.125
5	2	2:04.314	36.497	31.551	56.266	242.7	12:58.439
6	2	2:03.301	36.405	31.289	55.607	236.3	15:01.740
7	2	2:04.138	36.541	31.445	56.152	242.2	17:05.878
8	2	2:02.961	36.385	31.206	55.370	241.1	19:08.839
9	2	2:03.549	36.346	31.028	56.175	242.7	21:12.388
10	2	2:03.239	36.584	31.219	55.436	238.9	23:15.627
11	2	2:03.435	36.275	31.172	55.988	242.7	25:19.062