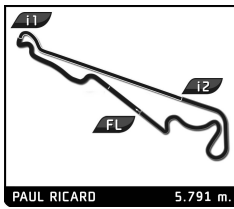


ENDURANCE RACING LEGENDS
DIX MILLE TOURS
RACE 1

Amended

Sector Analysis

Lap	D	Time	Sector 1	Sector 2	Sector 3	T. Spd	Elapsed	Lap	D	Time	Sector 1	Sector 2	Sector 3	T. Spd	Elapsed
1 PORSCHE 997 GT3 RSR 2007															
1. Emmanuel BRIGAND GT2B															
1	1	2:16.306	46.837	32.428	57.041		2:16.306	6	1	1:57.320	35.345	29.701	52.274	260.9	11:38.523
2	1	2:06.400	37.376	32.485	56.539	233.8	4:22.706	7	1	1:57.360	34.714	28.386	54.260	264.7	13:35.883
3	1	2:08.547	39.359	32.575	56.613	233.8	6:31.253	8	1	1:59.620	36.836	30.578	52.206	264.7	15:35.503
4	1	2:05.941	37.099	31.995	56.847	236.8	8:37.194	9	1	1:54.454	34.057	28.651	51.746	264.7	17:29.957
5	1	2:07.084	37.743	32.078	57.263	233.3	10:44.278	10	1	1:55.708	34.198	28.115	53.395	266.0	19:25.665
6	1	2:07.086	37.190	33.166	56.730	236.8	12:51.364	11	1	1:58.791	35.472	28.733	54.586	260.9	21:24.456
7	1	2:06.287	36.920	32.169	57.198	235.3	14:57.651	12	1	1:53.114	34.043	27.848	51.223	265.4	23:17.570
8	1	2:06.901	37.651	32.556	56.694	235.8	17:04.552	13	1	1:54.563	34.217	27.922	52.424	263.4	25:12.133
9	1	2:06.827	37.794	32.265	56.768	233.8	19:11.379	14	1	1:52.711	33.524	28.847	50.340	264.7	27:04.844
10	1	2:06.083	37.350	32.249	56.484	235.8	21:17.462	15	1	1:55.175	34.517	28.338	52.320	266.7	29:00.019
11	1	2:06.782	37.249	33.141	56.392	233.8	23:24.244	16	1	1:55.117	34.413	28.733	51.971	263.4	30:55.136
12	1	2:05.618	36.906	32.236	56.476	235.3	25:29.862								
13	1	2:06.198	37.111	32.367	56.720	234.8	27:36.060								
14	1	2:07.053	37.548	32.876	56.629	235.8	29:43.113								
15	1	2:06.569	37.094	32.266	57.209	234.8	31:49.682								
4 RILEY & SCOTT MK III 1996															
1. Jean-Marie MULLER Proto A															
1	1	2:11.558	44.339	31.891	55.328		2:11.558								
2	1	2:03.757	36.612	31.397	55.748	229.8	4:15.315								
3	1	2:03.509	36.712	31.158	55.639	240.0	6:18.824								
4	1	2:02.759	36.931	31.026	54.802	222.7	8:21.583								
5	1	2:03.333	36.355	30.733	56.245	231.8	10:24.916								
6	1	2:03.204	37.203	30.815	55.186	184.6	12:28.120								
7	1	2:28.872 B	42.491	35.643	1:10.738	207.3	14:56.992								
8	1	5:15.611	3:48.037	32.638	54.936		20:12.603								
9	1	2:07.150	37.723	32.808	56.619	226.4	22:19.753								
10	1	2:03.478	36.649	31.146	55.683	221.3	24:23.231								
11	1	2:08.099	37.686	35.351	55.062	226.4	26:31.330								
12	1	2:08.364	39.015	31.365	57.984	193.5	28:39.694								
5 VENTURI 400 Trophy 1992															
1. Jean Christophe PEYRE INV															
1	1	2:39.010	59.386	35.028	1:04.596		2:39.010								
2	1	2:21.355	41.875	35.146	1:04.334	210.5	5:00.365								
3	1	2:21.689	41.656	35.555	1:04.478	211.4	7:22.054								
4	1	2:24.640	42.702	35.398	1:06.540	205.7	9:46.694								
5	1	2:29.623	47.022	36.279	1:06.322	169.8	12:16.317								
6	1	2:23.743	42.491	35.808	1:05.444	205.3	14:40.060								
7	1	2:21.777	41.255	34.953	1:05.569	206.9	17:01.837								
8	1	2:28.619	44.483	35.041	1:09.095	210.1	19:30.456								
9	1	2:27.637	43.821	35.049	1:08.767	207.7	21:58.093								
10	1	2:21.978	42.200	35.255	1:04.523	206.1	24:20.071								
11	1	2:21.122	43.042	35.255	1:02.825	204.5	26:41.193								
12	1	2:24.567	41.613	35.258	1:07.696	207.7	29:05.760								
13	1	2:26.705	42.913	35.129	1:08.663	180.9	31:32.465								
7 BENTLEY Speed 8 2003															
1. Shaun LYNN Proto B															
1	1	1:59.730	37.716	28.980	53.034		1:59.730								
2	1	1:55.047	34.296	28.389	52.362	262.1	3:54.777								
3	1	1:55.498	34.570	28.461	52.467	262.1	5:50.275								
4	1	1:55.575	34.908	28.073	52.594	263.4	7:45.850								
5	1	1:55.353	34.920	28.189	52.244	264.7	9:41.203								
10 PANOZ Esperante GTR1 1997															
1. Olivier GALANT GT1A															
1	1	2:08.384	43.246	30.028	55.110		2:08.384								
2	1	2:02.820	36.123	29.822	56.875	260.2	4:11.204								
3	1	1:57.649	35.141	29.001	53.507	264.7	6:08.853								
4	1	1:57.446	35.257	29.030	53.159	262.1	8:06.299								
5	1	1:57.698	34.984	29.336	53.378	265.4	10:03.997								
6	1	1:58.001	35.530	29.173	53.298	264.7	12:01.998								
7	1	1:57.818	34.654	29.916	53.248	264.7	13:59.816								
8	1	1:56.643	34.763	29.079	52.801	266.0	15:56.459								
9	1	1:59.777	36.865	28.962	53.950	263.4	17:56.236								
10	1	1:57.067	35.119	28.714	53.234	263.4	19:53.303								
11	1	1:56.430	34.512	28.580	53.338	265.4	21:49.733								
12	1	1:56.707	34.312	28.882	53.513	264.7	23:46.440								
13	1	1:56.908	34.504	28.990	53.414	265.4	25:43.348								
14	1	1:56.606	35.088	28.751	52.767	259.6	27:39.954								
15	1	1:57.503	34.362	29.898	53.243	266.7	29:37.457								
16	1	1:57.447	35.688	28.663	53.096	232.8	31:34.904								
12 PORSCHE 993 GT2 1996															
1. Henrique GEMPERLE GT2A															
2. Marc de SIEBENTHAL															
1	1	2:28.655	51.904	34.219	1:02.532		2:28.655								
2	1	2:13.239	39.579	33.269	1:00.391	222.7	4:41.894								
3	1	2:12.639	39.481	33.367	59.791	221.8	6:54.533								
4	1	2:13.872	39.421	33.011	1:01.440	221.8	9:08.405								
5	1	2:14.357	40.242	33.012	1:01.103	221.3	11:22.762								
6	1	2:12.535	39.325	33.158	1:00.052	221.8	13:35.297								
7	1	2:18.063	41.672	33.307	1:03.084	221.3	15:53.360								
8	1	2:17.949	41.055	33.881	1:03.013	219.5	18:11.309								
9	1	2:13.461	40.089	33.452	59.920	223.1	20:24.770								
10	1	2:12.704	39.276	32.929	1:00.499	225.0	22:37.474								
11	1	2:12.043	38.949	33.289	59.805	224.5	24:49.517								
12	1	2:12.213	39.299	32.962	59.952	224.1	27:01.730								
13	1	2:13.007	40.028	33.226	59.753	222.2	29:14.737								
14	1	2:13.475	39.204	33.245	1:01.026	220.4	31:28.212								
20 PILLBEAM MP84 2004															
1. Pierre BRUNEAU Proto B															
2. Marc ROSTAN															
1	2	2:15.523	44.691	32.735	58.097		2:15.523								
2	2	2:06.537	37.251	32.829	56.457	230.8	4:22.060								
3	2	2:04.254	37.174	31.628	55.452	230.3	6:26.314								
4	2	2:05.957	37.544	32.189	56.224	229.8	8:32.271								
5	2	2:02.422	36.285	31.606	54.531	227.4	10:34.693								
6	2	2:01.793	36.032	31.444	54.317	226.4	12:36.486								
7	2	2:03.427	35.706	32.128	55.593	230.8	14:39.913								



**ENDURANCE RACING LEGENDS
DIX MILLE TOURS
RACE 1**

Amended

Sector Analysis

Personal Best Session Best B Crossing the finish line in pit lane

Lap	D	Time	Sector 1	Sector 2	Sector 3	T. Spd	Elapsed
8	2	2:04.321	37.073	31.577	55.671	222.2	16:44.234
9	2	2:05.145	37.073	31.852	56.220	223.6	18:49.379
10	2	2:00.586	36.034	31.216	53.336	231.8	20:49.965
11	2	2:03.508	36.856	31.675	54.977	228.3	22:53.473
12	2	2:03.682	37.352	31.720	54.610	223.6	24:57.155
13	2	2:02.597	35.660	31.812	55.125	226.4	26:59.752
14	2	2:03.580	36.462	31.934	55.184	220.0	29:03.332
15	2	2:06.660	36.487	33.157	57.016	223.1	31:09.992

22 PORSCHE 993 GT2 Evo 1999
1. Sebastian GLASER GT2A

Lap	D	Time	Sector 1	Sector 2	Sector 3	T. Spd	Elapsed
1	1	2:10.756	43.620	31.108	56.028		2:10.756
2	1	2:04.454	36.843	31.045	56.566	240.0	4:15.210
3	1	2:04.809	37.716	30.743	56.350	231.3	6:20.019
4	1	2:04.221	37.191	30.837	56.193	241.1	8:24.240
5	1	2:03.724	36.922	30.801	56.001	241.6	10:27.964
6	1	2:03.591	36.803	30.691	56.097	240.0	12:31.555
7	1	2:06.095	38.145	32.021	55.929	247.7	14:37.650
8	1	2:03.857	36.883	30.810	56.164	242.7	16:41.507
9	1	2:04.015	37.024	30.689	56.302	242.2	18:45.522
10	1	2:03.817	37.089	30.514	56.214	241.1	20:49.339
11	1	2:03.865	36.972	30.705	56.188	240.5	22:53.204
12	1	2:04.411	37.014	30.622	56.775	244.9	24:57.615
13	1	2:04.007	37.328	30.701	55.978	228.3	27:01.622
14	1	2:05.483	37.528	31.220	56.735	242.7	29:07.105
15	1	2:05.567	37.411	30.889	57.267	238.9	31:12.672

25 MG-LOLA EX257 2004
1. Mike NEWTON Proto B

Lap	D	Time	Sector 1	Sector 2	Sector 3	T. Spd	Elapsed
1	1	2:05.761	42.315	29.497	53.949		2:05.761
2	1	1:56.822	34.776	28.319	53.727	260.9	4:02.583
3	1	1:56.771	35.126	28.541	53.104	258.4	5:59.354
4	1	1:56.857	34.887	28.326	53.644	260.9	7:56.211
5	1	1:59.869	35.139	29.283	55.447	260.2	9:56.080
6	1	1:59.320	35.777	28.961	54.582	256.5	11:55.400
7	1	1:59.256	36.345	28.716	54.195	227.8	13:54.656
8	1	1:58.471	34.918	28.633	54.920	262.1	15:53.127
9	1	2:00.463	35.660	29.548	55.255	257.1	17:53.590
10	1	2:00.615	35.353	28.660	56.602	261.5	19:54.205
11	1	1:58.078	35.364	28.479	54.235	260.2	21:52.283
12	1	1:58.794	35.689	28.906	54.199	251.7	23:51.077
13	1	1:59.828	35.707	29.016	55.105	258.4	25:50.905
14	1	2:00.576	35.798	29.056	55.722	260.2	27:51.481
15	1	1:59.970	34.881	29.722	55.367	260.2	29:51.451
16	1	1:59.194	35.417	28.918	54.859	260.9	31:50.645

29 PORSCHE 996 GT3 RS 2002
1. Christian TRABER
2. Nicolas TRABER GT2B

Lap	D	Time	Sector 1	Sector 2	Sector 3	T. Spd	Elapsed
1	1	2:20.540	48.906	32.125	59.509		2:20.540
2	1	2:09.433	38.418	30.822	1:00.193	233.3	4:29.973
3	1	2:09.094	39.146	32.089	57.859	225.0	6:39.067
4	1	2:07.398	38.532	31.181	57.685	236.3	8:46.465
5	1	2:08.515	38.401	33.049	57.065	233.3	10:54.980
6	1	2:05.718	37.514	30.909	57.295	235.8	13:00.698
7	1	2:06.892	37.976	31.651	57.265	237.9	15:07.590
8	1	2:06.820	37.720	30.891	58.209	233.3	17:14.410
9	1	2:06.399	38.193	30.744	57.462	234.3	19:20.809

Lap	D	Time	Sector 1	Sector 2	Sector 3	T. Spd	Elapsed
10	1	2:07.240	37.275	31.280	58.685	240.0	21:28.049
11	1	2:07.450	38.577	30.909	57.964	238.9	23:35.499
12	1	2:05.820	37.797	30.701	57.322	236.3	25:41.319
13	1	2:06.155	38.214	30.904	57.037	238.4	27:47.474
14	1	2:07.084	37.819	31.711	57.554	241.1	29:54.558
15	1	2:07.198	37.827	31.837	57.534	237.9	32:01.756

31 MERCEDES BENZ SLS AMG GT3 2011
1. Philipp ZUMSTEIN INV

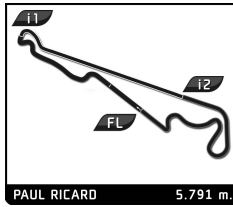
Lap	D	Time	Sector 1	Sector 2	Sector 3	T. Spd	Elapsed
1	1	2:17.239	46.723	32.161	58.355		2:17.239
2	1	2:06.532	37.664	31.602	57.266	238.9	4:23.771
3	1	2:06.364	37.993	31.238	57.133	245.5	6:30.135
4	1	2:06.153	37.002	31.352	57.799	246.0	8:36.288
5	1	2:07.674	38.286	31.251	58.137	233.3	10:43.962
6	1	2:06.668	37.230	32.320	57.118	238.9	12:50.630
7	1	2:06.281	37.093	31.302	57.886	246.0	14:56.911
8	1	2:06.706	37.480	31.596	57.630	247.1	17:03.617
9	1	2:07.019	38.190	31.688	57.141	243.2	19:10.636
10	1	2:06.248	37.211	32.414	56.623	242.7	21:16.884
11	1	2:06.354	37.459	32.031	56.864	242.7	23:23.238
12	1	2:05.809	37.213	31.661	56.935	227.8	25:29.047
13	1	2:06.334	37.016	31.736	57.582	244.3	27:35.381
14	1	2:06.223	37.039	31.866	57.318	246.0	29:41.604
15	1	2:06.223	36.848	31.593	57.782	244.9	31:47.827

32 COURAGE C65 2005
1. Lionel BOCH Proto B

Lap	D	Time	Sector 1	Sector 2	Sector 3	T. Spd	Elapsed
1	1	2:19.512	49.910	31.666	57.936		2:19.512
2	1	2:10.136	38.906	31.549	59.681	233.8	4:29.648
3	1	2:04.304	37.125	30.659	56.520	238.4	6:33.952
4	1	2:04.401	36.984	31.126	56.291	240.5	8:38.353
5	1	2:04.564	37.373	30.567	56.624	234.8	10:42.917
6	1	2:04.703	37.058	30.817	56.828	230.8	12:47.620
7	1	2:04.734	37.392	31.137	56.205	230.8	14:52.354
8	1	2:04.455	37.325	31.545	55.585	231.3	16:56.809
9	1	2:04.661	37.098	31.702	55.861	235.8	19:01.470
10	1	2:05.376	37.685	31.442	56.249	234.3	21:06.846
11	1	2:07.675	37.311	32.307	58.057	233.8	23:14.521
12	1	2:09.254	39.583	32.220	57.451	222.2	25:23.775
13	1	2:06.381	38.381	31.876	56.124	225.5	27:30.156
14	1	2:06.669	37.792	31.443	57.434	234.3	29:36.825
15	1	2:07.695	39.489	31.502	56.704	203.8	31:44.520

33 FERRARI 333 SP 1999
1. Michel LECOURT
2. Raymond NARAC Proto A

Lap	D	Time	Sector 1	Sector 2	Sector 3	T. Spd	Elapsed
1	1	2:02.544	39.110	30.195	53.239		2:02.544
2	1	1:57.340	34.370	28.999	53.971	260.2	3:59.884
3	1	1:57.037	34.862	28.930	53.245	255.9	5:56.921
4	1	1:55.386	34.420	28.964	52.002	259.0	7:52.307
5	1	1:55.709	34.247	29.114	52.348	259.6	9:48.016
6	1	1:56.410	34.686	28.998	52.726	246.0	11:44.426
7	1	1:55.414	34.060	29.022	52.332	260.9	13:39.840
8	1	1:57.305	36.355	29.167	51.783	260.2	15:37.145
9	1	1:54.382	34.400	28.482	51.500	261.5	17:31.527
10	1	1:54.195	34.007	28.417	51.771	264.7	19:25.722
11	1	1:55.470	34.751	28.654	52.065	263.4	21:21.192
12	1	1:56.374	34.066	30.702	51.606	257.8	23:17.566

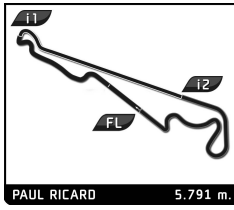


ENDURANCE RACING LEGENDS
DIX MILLE TOURS
RACE 1

Amended

Sector Analysis

								■ Personal Best ■ Session Best ■ Crossing the finish line in pit lane							
Lap	D	Time	Sector 1	Sector 2	Sector 3	T. Spd	Elapsed	Lap	D	Time	Sector 1	Sector 2	Sector 3	T. Spd	Elapsed
35 LUCCHINI SP91 1993 1. Jean-Marc DAVID Proto A															
1	1	2:41.516	58.517	36.417	1:06.582		2:41.516								
2	1	2:26.104	42.875	36.632	1:06.597	201.9	5:07.620								
3	1	2:24.726	43.177	36.509	1:05.040	191.8	7:32.346								
4	1	2:25.508	43.060	36.301	1:06.147	201.5	9:57.854								
5	1	2:27.098	43.883	37.412	1:05.803	200.4	12:24.952								
6	1	2:27.839	43.145	37.690	1:07.004	190.5	14:52.791								
7	1	2:24.248	43.247	35.946	1:05.055	199.3	17:17.039								
8	1	2:24.326	42.274	36.624	1:05.428	204.2	19:41.365								
9	1	2:20.913	42.276	35.792	1:02.845	197.1	22:02.278								
10	1	2:23.594	42.075	35.919	1:05.600	204.9	24:25.872								
11	1	2:23.313	41.787	36.886	1:04.640	201.1	26:49.185								
12	1	2:21.334	41.217	35.765	1:04.352	198.9	29:10.519								
13	1	2:22.326	41.727	35.589	1:05.010	196.0	31:32.845								
37 DODGE Viper GTS/R 1998 1. Eric HELARY GT1B															
1	1	2:03.424	39.530	29.967	53.927		2:03.424								
2	1	1:58.471	35.043	29.829	53.599	250.6	4:01.895								
3	1	1:58.311	34.927	29.708	53.676	250.0	6:00.206								
4	1	1:58.561	35.017	29.986	53.558	251.2	7:58.767								
5	1	1:58.792	34.934	29.990	53.868	250.6	9:57.559								
6	1	1:59.467	35.687	29.927	53.853	250.6	11:57.026								
7	1	1:58.927	35.420	29.819	53.688	251.7	13:55.953								
8	1	1:58.845	35.224	29.927	53.694	250.6	15:54.798								
9	1	2:00.592	36.208	29.806	54.578	251.7	17:55.390								
10	1	1:59.260	35.276	29.673	54.311	250.0	19:54.650								
11	1	1:59.717	35.404	29.489	54.824	251.7	21:54.367								
12	1	1:59.189	35.235	29.785	54.169	250.0	23:53.556								
13	1	1:59.789	35.600	30.261	53.928	250.0	25:53.345								
14	1	1:59.123	35.184	29.784	54.155	251.2	27:52.468								
15	1	1:59.558	35.145	29.801	54.612	251.2	29:52.026								
16	1	1:59.258	35.191	29.708	54.359	251.7	31:51.284								
42 CHRYSLER Viper GTS/R 1999 1. Olivier BOUQUET GT2A															
1	1	2:24.567	51.442	32.057	1:01.068		2:24.567								
2	1	2:10.978	39.373	31.511	1:00.094	234.8	4:35.545								
3	1	2:08.962	38.382	31.811	58.769	236.8	6:44.507								
4	1	2:06.817	37.934	30.994	57.889	250.0	8:51.324								
5	1	2:06.315					10:57.639								
6	1	2:06.552					13:04.191								
7	1	2:06.535					15:10.726								
8	1	2:07.067					17:17.793								
9	1	2:06.503					19:24.296								
10	1	2:07.226					21:31.522								
11	1	2:07.627					23:39.149								
12	1	2:07.252					25:46.401								
13	1	2:07.677					27:54.078								
14	1	2:06.352					30:00.430								
15	1	2:07.151					32:07.581								
54 PANZO Esperante GTR1 1997 1. Xavier GALANT GT1A															
1	1	2:07.506	41.116	30.377	56.013		2:07.506								
2	1	2:02.077	36.390	30.150	55.537	250.0	4:09.583								
3	1	2:00.741	36.022	29.966	54.753	256.5	6:10.324								
4	1	1:59.515	35.658	29.583	54.274	258.4	8:09.839								
5	1	1:59.644	35.482	29.654	54.508	259.0	10:09.483								
6	1	1:59.720	35.632	29.518	54.570	257.8	12:09.203								
7	1	1:59.818	35.687	29.610	54.521	257.1	14:09.021								
8	1	1:59.102	35.464	29.578	54.060	257.8	16:08.123								
9	1	2:02.178	35.896	29.344	56.938	259.0	18:10.301								
10	1	2:00.309	35.363	30.159	54.787	259.6	20:10.610								
11	1	2:00.811	36.203	30.811	53.797	259.0	22:11.421								
12	1	2:00.316	36.323	29.636	54.357	259.6	24:11.737								
13	1	1:59.439	35.591	29.406	54.442	255.3	26:11.176								
14	1	2:00.094	36.140	29.598	54.356	255.9	28:11.270								
15	1	1:59.879	35.703	29.407	54.769	257.8	30:11.149								
16	1	1:59.511	35.570	29.646	54.295	251.7	32:10.660								
56 PORSCHE 996 GT3 RSR 2004 1. Christophe GADAI 2. Jean-Marie BELLETESTE GT2B															
1	1	2:35.527	56.141	34.715	1:04.671		2:35.527								
2	1	2:20.044	41.913	34.807	1:03.324	200.0	4:55.571								
3	1	2:19.216	40.764	34.543	1:03.909	209.7	7:14.787								
4	1	2:20.126	41.403	35.264	1:03.459	199.6	9:34.913								
5	1	2:18.277	40.257	34.090	1:03.930	200.0	11:53.190								
6	1	2:19.555	42.373	34.276	1:02.906	200.4	14:12.745								
7	1	2:16.906	40.687	34.185	1:02.034	213.4	16:29.651								
8	1	2:17.771	41.112	33.907	1:02.752	210.5	18:47.422								
9	1	2:37.727	41.032	52.376	1:04.319	216.0	21:25.149								
10	1	2:22.665	43.271	36.282	1:03.112	208.9	23:47.814								
11	1	2:20.091	40.958	35.796	1:03.337	195.7	26:07.905								
12	1	2:19.896	41.752	34.884	1:03.260	200.7	28:27.801								
13	1	2:20.706	42.821	34.635	1:03.250	207.3	30:48.507								
14	1	2:17.872	40.739	34.415	1:02.718	194.9	33:06.379								
57 ASTON MARTIN DBRS9 2009 1. Romain BELLETESTE 2. Geoffroy PETER GT2B															
1	2	2:30.358	54.770	33.032	1:02.556		2:30.358								
2	2	2:14.700	40.797	32.375	1:01.528	203.0	4:45.058								
3	2	2:14.150	40.234	32.143	1:01.773	204.5	6:59.208								
4	2	2:09.865	38.982	31.717	59.166	204.5	9:09.073								
5	2	2:11.256	39.956	32.090	59.210	211.4	11:20.329								
6	2	2:11.745	38.677	32.793	1:00.275	216.0	13:32.074								
7	2	2:12.058	40.100	32.722	59.236	211.8	15:44.132								
8	2	2:11.398	38.883	31.755	1:00.760	229.8	17:55.530								
9	2	2:09.314	39.024	31.821	58.469	207.7	20:04.844								
10	2	2:48.301	B	44.194	43.806	1:20.301	162.9	22:53.145							
61 PORSCHE 997 GT3 RSR 2007 1. Frédéric JOUSSET GT2B															
1	1	2:21.409	50.415	32.230	58.764		2:21.409								
2	1	2:08.250	38.396	31.843	58.011	234.3	4:29.659								
3	1	2:09.045	38.838	31.731	58.476	234.3	6:38.704								
4	1	2:08.609	39.296	31.509	57.804	234.8	8:47.313								
5	1	2:09.052	37.944	33.593	57.515	234.8	10:56.365								



ENDURANCE RACING LEGENDS
DIX MILLE TOURS
RACE 1

Amended

Sector Analysis

Personal Best Session Best B Crossing the finish line in pit lane

Lap	D	Time	Sector 1	Sector 2	Sector 3	T. Spd	Elapsed
6	1	2:05.743	37.307	31.032	57.404	235.8	13:02.108
7	1	2:06.324	37.441	31.547	57.336	235.8	15:08.432
8	1	2:08.150	37.775	31.541	58.834	236.3	17:16.582
9	1	2:08.701	38.069	31.790	58.842	236.3	19:25.283
10	1	2:07.744	38.409	31.634	57.701	235.3	21:33.027
11	1	2:07.716	37.470	32.297	57.949	236.8	23:40.743
12	1	2:06.436	37.097	32.099	57.240	236.8	25:47.179
13	1	2:08.208	37.911	31.469	58.828	235.8	27:55.387
14	1	2:07.937	38.055	31.555	58.327	235.8	30:03.324
15	1	2:06.968	37.613	31.634	57.721	234.3	32:10.292

63 SALEEN S7-R 2004
1. Florent MOULIN GT1B

1	1	2:01.578	38.487	29.628	53.463		2:01.578
2	1	1:57.224	34.604	29.330	53.290	252.9	3:58.802
3	1	1:59.049	35.207	29.109	54.733	252.9	5:57.851
4	1	1:57.445	34.932	29.132	53.381	254.1	7:55.296
5	1	1:57.603	34.743	29.186	53.674	255.3	9:52.899
6	1	1:57.772	34.915	29.197	53.660	254.1	11:50.671
7	1	1:58.043	35.047	29.188	53.808	254.1	13:48.714
8	1	1:58.381	34.966	29.255	54.160	254.7	15:47.095
9	1	1:58.283	35.422	29.325	53.536	254.7	17:45.378
10	1	1:57.752	34.880	29.221	53.651	254.7	19:43.130
11	1	1:58.599	35.204	29.241	54.154	255.3	21:41.729
12	1	1:58.757	35.010	29.985	53.762	254.7	23:40.486
13	1	2:00.975	35.218	29.353	56.404	256.5	25:41.461
14	1	1:57.223	34.885	29.244	53.094	251.7	27:38.684
15	1	1:58.609	34.917	29.789	53.903	255.3	29:37.293
16	1	1:57.321	34.890	29.185	53.246	254.1	31:34.614

66 FERRARI 550 GTS Prodrive 2004
1. Dominik ROSCHMANN GT1B

1	1	2:08.413	41.920	30.081	56.412		2:08.413
2	1	2:02.778	36.752	29.655	56.371	247.1	4:11.191
3	1	2:00.134	36.036	29.623	54.475	252.3	6:11.325
4	1	1:59.369	35.693	29.471	54.205	258.4	8:10.694
5	1	1:59.757	35.828	29.580	54.349	258.4	10:10.451
6	1	1:59.887	35.462	29.706	54.719	258.4	12:10.338
7	1	1:59.587	35.529	29.506	54.552	257.1	14:09.925
8	1	1:59.397	35.988	29.323	54.086	257.8	16:09.322
9	1	2:01.840	35.490	29.354	56.996	258.4	18:11.162
10	1	2:00.194	35.781	29.503	54.910	258.4	20:11.356
11	1	2:01.122	36.328	29.952	54.842	260.9	22:12.478
12	1	2:00.211	35.854	29.578	54.779	259.6	24:12.689
13	1	1:59.782	35.503	29.446	54.833	257.8	26:12.471
14	1	2:00.315	35.897	29.650	54.768	259.6	28:12.786
15	1	2:00.278	35.803	29.606	54.869	257.1	30:13.064
16	1	2:01.110	35.983	29.429	55.698	257.8	32:14.174

67 PORSCHE 997 GT3 RSR 2007
1. Jean-Marc MERLIN GT2B

1	1	2:14.940	46.118	31.392	57.430		2:14.940
2	1	2:05.678	37.375	31.493	56.810	242.7	4:20.618
3	1	2:05.623	37.275	31.217	57.131	242.7	6:26.241
4	1	2:11.851	37.979	31.156	1:02.716	242.2	8:38.092

72 DODGE Viper GTS/R 2000
1. Mr JOHN OF B GT1B
2. Soheil AYARI

1	1	2:11.282	43.913	31.071	56.298		2:11.282
2	1	2:05.550	37.787	30.951	56.812	228.3	4:16.832
3	1	2:04.300	36.947	30.902	56.451	235.3	6:21.132
4	1	2:04.134	36.784	31.010	56.340	236.3	8:25.266
5	1	2:03.282	36.477	30.907	55.898	242.2	10:28.548
6	1	2:04.419	36.896	31.209	56.314	238.9	12:32.967
7	1	2:06.667	37.855	31.666	57.146	233.8	14:39.634
8	1	2:04.215	36.873	30.898	56.444	228.8	16:43.849
9	1	2:05.511	37.071	30.893	57.547	232.8	18:49.360
10	1	2:06.301	37.709	31.296	57.296	220.4	20:55.661
11	1	2:05.140	37.372	30.821	56.947	220.9	23:00.801
12	1	2:06.773	37.307	31.555	57.911	223.1	25:07.574
13	1	2:06.126	36.884	32.492	56.750	221.8	27:13.700
14	1	2:07.260	37.419	32.098	57.743	221.8	29:20.960
15	1	2:05.726	37.788	31.288	56.650	231.8	31:26.686

73 PORSCHE 993 GT2 1997
1. Guenther SCHINDLER GT2A

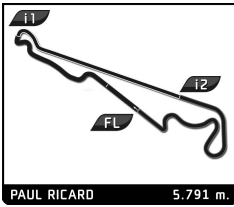
1	1	2:18.888	48.823	31.287	58.778		2:18.888
2	1	2:08.761	39.135	31.185	58.441	219.5	4:27.649
3	1	2:08.449	38.512	31.175	58.762	238.4	6:36.098
4	1	2:07.737	37.891	31.448	58.398	238.9	8:43.835
5	1	2:08.099	38.186	31.278	58.635	234.8	10:51.934
6	1	2:08.400	38.877	31.253	58.270	238.9	13:00.334
7	1	2:06.623	37.626	31.287	57.710	239.5	15:06.957
8	1	2:06.949	37.804	31.208	57.937	237.9	17:13.906
9	1	2:07.307	38.107	31.336	57.864	240.5	19:21.213
10	1	2:06.101	37.236	30.611	58.254	243.2	21:27.314
11	1	2:07.374	38.537	31.078	57.759	238.4	23:34.688
12	1	2:07.387	38.087	31.235	58.065	240.5	25:42.075
13	1	2:36.778	37.946	31.205	1:27.627	238.9	28:18.853
14	1	2:07.980	38.563	31.217	58.200	235.8	30:26.833
15	1	2:09.308	38.931	31.531	58.846	238.9	32:36.141

86 PORSCHE 996 GT3 RSR 2004
1. Michael FÖVÉNY GT2B

1	1	2:29.534	53.357	33.325	1:02.852		2:29.534
2	1	2:13.503	39.663	32.648	1:01.192	228.3	4:43.037
3	1	2:12.606	39.413	32.522	1:00.671	225.9	6:55.643
4	1	2:10.973	38.923	32.232	59.818	235.3	9:06.616
5	1	2:12.464	39.540	32.392	1:00.532	227.8	11:19.080
6	1	2:12.672	39.404	33.066	1:00.202	227.4	13:31.752
7	1	2:15.301	39.846	34.851	1:00.604	230.3	15:47.053
8	1	2:13.738	39.162	33.656	1:00.920	224.1	18:00.791
9	1	2:14.248	39.273	32.635	1:02.340	229.8	20:15.039
10	1	2:10.396	38.940	32.091	59.365	228.3	22:25.435
11	1	2:09.537	38.273	32.163	59.101	231.3	24:34.972
12	1	2:12.393	39.138	32.160	1:01.095	221.8	26:47.365
13	1	2:14.081	39.720	32.754	1:01.607	225.9	29:01.446
14	1	2:15.502	40.671	32.727	1:02.104	208.5	31:16.948

92 ASTON MARTIN Vantage GT2 2010
1. Franz WUNDERLICH GT2B

1	1	2:23.875	50.788	32.384	1:00.703		2:23.875
---	---	----------	--------	--------	----------	--	----------



ENDURANCE RACING LEGENDS
DIX MILLE TOURS
RACE 1

Amended

Sector Analysis

PAUL RICARD 5.791 m.

Lap	D	Time	Sector 1	Sector 2	Sector 3	T. Spd	Elapsed
2	1	2:10.496	38.769	32.340	59.387	233.8	4:34.371
3	1	2:08.104	38.122	32.400	57.582	233.3	6:42.475
4	1	2:09.860	38.148	32.563	59.149	233.3	8:52.335
5	1	2:09.293	38.294	32.502	58.497	234.3	11:01.628
6	1	2:09.260	38.264	32.333	58.663	233.8	13:10.888
7	1	2:07.154	37.886	31.967	57.301	229.8	15:18.042
8	1	2:06.959	37.424	32.201	57.334	232.8	17:25.001
9	1	2:07.004	37.314	32.135	57.555	233.8	19:32.005
10	1	2:07.199	37.697	32.047	57.455	225.5	21:39.204
11	1	2:06.723	37.104	32.050	57.569	232.8	23:45.927
12	1	2:07.392	38.115	31.973	57.304	233.3	25:53.319
13	1	2:06.912	37.914	32.013	56.985	231.3	28:00.231
14	1	2:08.184	38.094	32.326	57.764	233.8	30:08.415
15	1	2:07.155	37.573	31.996	57.586	231.8	32:15.570

95 FERRARI 430 GTC 2008
1.Charlie REMNANT GT2B

Lap	D	Time	Sector 1	Sector 2	Sector 3	T. Spd	Elapsed
1	1	2:29.885	53.880	33.552	1:02.453		2:29.885
2	1	2:14.724	40.014	33.259	1:01.451	231.3	4:44.609
3	1	2:14.316	39.463	33.076	1:01.777	232.3	6:58.925
4	1	2:13.714	40.620	32.806	1:00.288	206.1	9:12.639
5	1	2:12.742	39.657	32.538	1:00.547	216.9	11:25.381
6	1	2:10.950	39.228	32.134	59.588	208.5	13:36.331
7	1	2:10.891	38.753	32.333	59.805	232.3	15:47.222
8	1	2:11.093	39.286	32.715	59.092	225.9	17:58.315
9	1	2:08.822	38.042	32.313	58.467	233.3	20:07.137
10	1	2:12.865	39.244	35.030	58.591	218.2	22:20.002
11	1	2:10.842	39.629	32.749	58.464	201.9	24:30.844
12	1	3:13.931 B	38.438	32.658	2:02.835	233.8	27:44.775
13	1	2:28.550	55.934	32.833	59.783		30:13.325
14	1	2:10.005	38.654	32.609	58.742	232.8	32:23.330

99 PORSCHE 996 GT3 RS 2001
1.Simon EVANS GT2B

Lap	D	Time	Sector 1	Sector 2	Sector 3	T. Spd	Elapsed
1	1	2:29.474	52.662	34.464	1:02.348		2:29.474
2	1	2:14.697	40.943	33.473	1:00.281	210.5	4:44.171
3	1	2:13.925	40.404	33.202	1:00.319	213.0	6:58.096
4	1	2:12.768	39.037	33.414	1:00.317	216.9	9:10.864
5	1	2:12.737	39.413	33.479	59.845	216.0	11:23.601
6	1	2:12.887	38.856	33.547	1:00.484	218.2	13:36.488
7	1	2:15.207	40.763	33.620	1:00.824	217.3	15:51.695
8	1	2:13.181	40.000	33.520	59.661	216.4	18:04.876
9	1	2:16.122	39.530	35.850	1:00.742	215.1	20:20.998
10	1	2:13.970	39.455	33.968	1:00.547	213.4	22:34.968
11	1	2:14.554	39.774	34.260	1:00.520	213.4	24:49.522
12	1	2:14.293	40.303	33.545	1:00.445	208.1	27:03.815
13	1	2:15.276	40.058	34.141	1:01.077	214.7	29:19.091
14	1	2:20.909	42.132	36.151	1:02.626	211.8	31:40.000

100 PORSCHE 993 GT2 1995
1.Didier DENAT GT2A

Lap	D	Time	Sector 1	Sector 2	Sector 3	T. Spd	Elapsed
1	1	2:18.968	49.449	31.679	57.840		2:18.968
2	1	2:05.585	37.882	31.062	56.641	232.8	4:24.553
3	1	2:06.357	38.158	31.049	57.150	234.8	6:30.910
4	1	2:05.755	37.126	31.150	57.479	240.5	8:36.665
5	1	2:05.013	37.326	31.091	56.596	243.8	10:41.678
6	1	2:05.005	37.432	31.026	56.547	235.3	12:46.683

Personal Best Session Best B Crossing the finish line in pit lane

Lap	D	Time	Sector 1	Sector 2	Sector 3	T. Spd	Elapsed
7	1	2:04.960	37.198	30.828	56.934	237.4	14:51.643
8	1	2:03.577	36.981	30.763	55.833	242.2	16:55.220
9	1	2:03.917	37.361	30.608	55.948	234.3	18:59.137
10	1	2:03.867	36.988	30.654	56.225	243.8	21:03.004
11	1	2:04.670	37.264	30.765	56.641	234.8	23:07.674
12	1	2:04.515	37.068	30.796	56.651	235.8	25:12.189
13	1	2:06.065	37.836	31.245	56.984	243.2	27:18.254
14	1	2:04.649	37.269	30.965	56.415	236.8	29:22.903
15	1	2:05.625	37.744	31.139	56.742	237.4	31:28.528

115 PORSCHE 996 GT3 RS 2003
1.Marc DEVIS GT2B

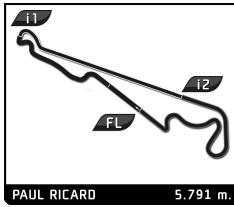
Lap	D	Time	Sector 1	Sector 2	Sector 3	T. Spd	Elapsed
1	1	2:15.985	45.595	32.237	58.153		2:15.985
2	1	2:05.386	37.259	32.179	55.948	228.8	4:21.371
3	1	2:06.192	38.480	31.204	56.508	234.8	6:27.563
4	1	2:06.194	37.303	31.572	57.319	232.8	8:33.757
5	1	2:05.508	37.230	31.953	56.325	230.8	10:39.265
6	1	2:05.400	37.413	31.952	56.035	233.3	12:44.665
7	1	2:05.168	36.934	31.852	56.382	235.3	14:49.833
8	1	2:04.653	36.625	31.196	56.832	234.8	16:54.486
9	1	2:05.367	37.230	31.875	56.262	234.8	18:59.853
10	1	2:04.582	37.082	31.389	56.111	234.3	21:04.435
11	1	2:05.330	37.126	31.753	56.451	233.8	23:09.765
12	1	2:07.140	37.576	31.577	57.987	234.8	25:16.905
13	1	2:05.178	36.981	31.793	56.404	233.8	27:22.083
14	1	2:05.600	36.594	32.170	56.836	235.3	29:27.683
15	1	2:06.047	37.135	31.967	56.945	234.3	31:33.730

118 CHEVROLET Corvette Z06 R 2010
1.Alfred MOSER INV

Lap	D	Time	Sector 1	Sector 2	Sector 3	T. Spd	Elapsed
1	1	2:32.630	55.499	33.759	1:03.372		2:32.630
2	1	2:15.649	40.379	33.213	1:02.057	208.1	4:48.279
3	1	2:12.819	39.745	32.726	1:00.348	217.7	7:01.098
4	1	2:12.972	39.450	32.572	1:00.950	216.4	9:14.070
5	1	2:14.113	40.142	32.651	1:01.320	205.7	11:28.183
6	1	2:13.088	39.317	32.412	1:01.359	215.6	13:41.271
7	1	2:12.001	39.137	32.852	1:00.012	217.3	15:53.272
8	1	2:40.926	40.632	32.994	1:27.300	221.3	18:34.198
9	1	2:12.899	40.083	32.498	1:00.318	208.5	20:47.097
10	1	2:14.221	40.579	32.439	1:01.203	231.3	23:01.318
11	1	2:14.318	39.537	32.598	1:02.183	214.3	25:15.636
12	1	2:13.886	40.475	32.736	1:00.675	231.3	27:29.522
13	1	2:15.467	39.916	32.444	1:03.107	219.1	29:44.989
14	1	2:12.626	38.674	32.924	1:01.028	228.3	31:57.615

123 CHEVROLET Corvette Z06 R 2010
1.André WIGET INV

Lap	D	Time	Sector 1	Sector 2	Sector 3	T. Spd	Elapsed
1	1	2:27.032	52.166	33.373	1:01.493		2:27.032
2	1	2:11.188	38.648	31.635	1:00.905	242.2	4:38.220
3	1	2:12.615	38.313	31.649	1:02.653	242.7	6:50.835
4	1	2:12.493	39.673	32.189	1:00.631	234.8	9:03.328
5	1	2:11.362	39.284	31.900	1:00.178	240.0	11:14.690
6	1	2:10.984	39.406	31.636	59.942	222.7	13:25.674
7	1	2:09.863	38.590	31.264	1:00.009	229.3	15:35.537
8	1	2:11.334	38.829	31.506	1:00.999	237.9	17:46.871
9	1	2:11.243	38.815	31.297	1:01.131	243.8	19:58.114
10	1	2:10.335	38.659	31.463	1:00.213	242.7	22:08.449



ENDURANCE RACING LEGENDS

DIX MILLE TOURS

RACE 1

Amended

Sector Analysis

■ Personal Best
 ■ Session Best
 B Crossing the finish line in pit lane

Lap	D	Time	Sector 1	Sector 2	Sector 3	T. Spd	Elapsed	Lap	D	Time	Sector 1	Sector 2	Sector 3	T. Spd	Elapsed
11	1	2:12.074	39.304	33.013	59.757	244.3	24:20.523								
12	1	2:09.478	38.228	31.642	59.608	242.7	26:30.001								
13	1	2:11.142	38.101	31.501	1:01.540	246.6	28:41.143								
14	1	2:13.963	40.663	32.355	1:00.945	225.5	30:55.106								
15	1	2:42.060 B	42.549	36.939	1:22.572	219.1	33:37.166								

176	PORSCHE 996 GT3 RSR 2005					
	1. Jean-Lou RIHON				GT2B	
	2. Nick PADMORE					

1	1	2:23.153	48.187	32.399	1:02.567		2:23.153
2	1	2:10.575	39.132	31.804	59.639	236.8	4:33.728
3	1	2:08.197	38.348	31.362	58.487	238.9	6:41.925
4	1	2:09.120	38.303	31.719	59.098	238.9	8:51.045
5	1	2:10.013	39.190	31.607	59.216	234.8	11:01.058
6	1	2:09.948	38.456	31.491	1:00.001	240.0	13:11.006
7	1	2:08.885	39.305	31.500	58.080	233.8	15:19.891
8	1	2:08.880	38.206	31.924	58.750	240.0	17:28.771
9	1	2:11.113	39.618	31.502	59.993	240.0	19:39.884
10	1	2:12.420	38.941	32.042	1:01.437	237.9	21:52.304
11	1	2:09.140	39.039	31.462	58.639	235.3	24:01.444
12	1	2:13.571	42.114	32.072	59.385	234.8	26:15.015
13	1	2:09.482	38.170	31.495	59.817	240.5	28:24.497
14	1	2:09.196	38.106	31.646	59.444	238.4	30:33.693
15	1	2:09.209	38.516	31.622	59.071	228.8	32:42.902