

ENDURANCE RACING LEGENDS

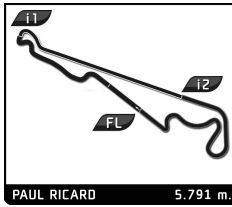
DIX MILLE TOURS

QUALIFYING 2

Sector Analysis

Personal Best Session Best B Crossing the finish line in pit lane

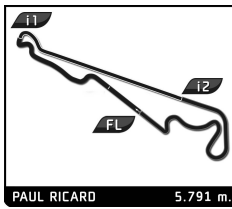
Lap	D	Time	Sector 1	Sector 2	Sector 3	T. Spd	Elapsed	Lap	D	Time	Sector 1	Sector 2	Sector 3	T. Spd	Elapsed		
1	Porsche 997 GT3 RSR 2007 1. Emmanuel BRIGAND GT2B							10	1	1:56.105	34.260	30.942	50.903	263.4	24:58.282		
	1	1	4:23.615	2:52.164	33.534	57.917		4:23.615	11	1	1:54.251	33.848	27.759	52.644	263.4	26:52.533	
	2	1	2:06.798	37.614	32.199	56.985	231.8	6:30.413	12	1	1:51.421	33.273	27.793	50.355	263.4	28:43.954	
	3	1	2:06.478	37.372	31.943	57.163	226.9	8:36.891	13	1	1:55.236	33.223	28.016	53.997	264.1	30:39.190	
	4	1	2:07.051	38.291	31.908	56.852	232.3	10:43.942									
	5	1	2:07.128	38.123	32.154	56.851	232.3	12:51.070									
	6	1	2:06.604	37.983	31.952	56.669	229.8	14:57.674									
	7	1	2:08.085	37.888	31.794	58.403	231.3	17:05.759									
	8	1	2:47.024 B	45.175	39.807	1:22.042	172.2	19:52.783									
	9	1	6:34.713	5:05.369	32.135	57.209		26:27.496									
	10	1	2:06.387	37.685	32.096	56.606	231.3	28:33.883									
	11	1	2:05.121	37.079	31.717	56.325	233.8	30:39.004									
4	Riley & Scott Mk III 1996 1. Jean-Marie MULLER Proto A							10	PANOZ Esperante GTR1 1997 1. Olivier GALANT GT1A								
	1	1	3:36.110	2:02.612	36.894	56.604			3:36.110	1	1	2:51.886	1:12.318	35.793	1:03.775		2:51.886
	2	1	2:10.945	40.000	32.831	58.114	206.9		5:47.055	2	1	2:08.946	41.225	30.698	57.023	216.0	5:00.832
	3	1	2:09.084	38.456	31.967	58.661	212.2		7:56.139	3	1	2:02.557	37.060	29.690	55.807	246.0	7:03.389
	4	1	2:07.000	39.625	31.505	55.870	209.7		10:03.139	4	1	1:58.047	36.011	29.224	52.812	255.3	9:01.436
	5	1	2:04.766	37.779	31.331	55.656	215.6		12:07.905	5	1	2:00.678	35.212	29.570	55.896	263.4	11:02.114
	6	1	2:19.580 B	37.690	31.623	1:10.267	222.2		14:27.485	6	1	1:57.627	34.531	29.044	54.052	264.1	12:59.741
	7	1	3:30.921	2:00.934	31.794	58.193			17:58.406	7	1	1:58.510	36.229	29.092	53.189	247.1	14:58.251
	8	1	2:03.797	37.398	30.724	55.675	221.3		20:02.203	8	1	1:58.112	36.111	29.359	52.642	255.9	16:56.363
	9	1	2:07.549	38.569	33.213	55.767	217.3		22:09.752	9	1	1:57.977	35.525	28.963	53.489	262.1	18:54.340
	10	1	2:01.890	36.653	30.551	54.686	227.4		24:11.642	10	1	2:01.328	36.467	30.390	54.471	264.1	20:55.668
	11	1	2:03.035	36.721	30.939	55.375	225.0		26:14.677								
	12	1	2:02.369	36.589	30.640	55.140	227.8		28:17.046								
13	1	2:05.777	37.665	30.914	57.198	221.3	30:22.823										
5	Venturi 400 Trophy 1992 1. Jean Christophe PEYRE INV							12	Porsche 993 GT2 1996 1. Henrique GEMPERLE GT2A 2. Marc de SIEBENTHAL								
	1	1	3:43.532	1:54.922	38.610	1:10.000			3:43.532	1	2	6:36.673	4:59.141	35.508	1:02.024		6:36.673
	2	1	2:31.626	44.398	37.761	1:09.467	195.7		6:15.158	2	2	2:08.981	39.017	32.205	57.759	225.9	8:45.654
	3	1	2:27.438	44.002	36.577	1:06.859	202.6		8:42.596	3	2	2:43.992 B	42.940	42.027	1:19.025	207.7	11:29.646
	4	1	2:28.955	45.256	36.699	1:07.000	206.5		11:11.551	4	2	6:59.884	5:21.435	35.332	1:03.117		18:29.530
	5	1	2:25.131	43.445	36.312	1:05.374	206.5		13:36.682	5	2	2:21.277	43.474	36.182	1:01.621	219.5	20:50.807
	6	1	2:22.426	42.332	35.733	1:04.361	205.7		15:59.108	6	2	2:48.718 B	49.378	41.189	1:18.151	177.0	23:39.525
	7	1	2:25.145	43.322	35.978	1:05.845	205.7		18:24.253								
	8	1	2:27.771	45.758	35.891	1:06.122	204.5		20:52.024								
	9	1	2:28.924	45.518	36.861	1:06.545	197.4		23:20.948								
	10	1	2:23.865	42.939	35.806	1:05.120	200.7		25:44.813								
	11	1	2:23.995	42.107	36.811	1:05.077	206.1		28:08.808								
	12	1	2:24.101	43.001	36.022	1:05.078	192.2		30:32.909								
7	Bentley Speed 8 2003 1. Shaun LYNN Proto B							20	Pillbeam MP84 2004 1. Pierre BRUNEAU Proto B 2. Marc ROSTAN								
	1	1	7:24.459	5:55.876	31.044	57.539			7:24.459	1	1	3:26.950	1:42.692	40.157	1:04.101		3:26.950
	2	1	1:59.752	36.265	28.901	54.586	227.4		9:24.211	2	1	2:14.528	40.299	33.664	1:00.565	221.8	5:41.478
	3	1	1:54.229	34.050	28.848	51.331	261.5		11:18.440	3	1	2:14.341	40.146	33.610	1:00.585	225.9	7:55.819
	4	1	1:55.934	35.354	28.289	52.291	260.9		13:14.374	4	1	2:17.999	42.530	34.074	1:01.395	222.2	10:13.818
	5	1	1:57.377	34.498	29.938	52.941	257.8		15:11.751	5	1	2:15.104	39.705	34.060	1:01.339	223.6	12:28.922
	6	1	1:55.411	35.026	28.502	51.883	264.7		17:07.162	6	1	2:13.822	39.388	33.897	1:00.537	229.3	14:42.744
	7	1	1:54.830	33.806	27.966	53.058	260.9		19:01.992	7	1	2:47.203 B	41.311	40.811	1:25.081	222.7	17:29.947
	8	1	1:54.176	34.311	28.365	51.500	262.1		20:56.168	8	1	4:23.526	2:51.166	33.710	58.650		21:53.473
	9	1	2:06.009	41.786	30.574	53.649	178.8		23:02.177	9	1	2:07.495	38.357	32.601	56.537	225.5	24:00.968
									10	1	2:05.077	36.963	31.951	56.163	227.4	26:06.045	
									11	1	2:03.133	36.344	31.811	54.978	231.8	28:09.178	
									12	1	2:03.919	36.441	31.771	55.707	228.8	30:13.097	
22	Porsche 993 GT2 Evo 1999 1. Sebastian GLASER GT2A							25	MG-LOLA EX257 2004 1. Mike NEWTON Proto B								
	1	1	4:02.660	2:13.503	46.640	1:02.517			4:02.660	1	1	2:39.025	1:09.995	32.207	56.823		2:39.025
	2	1	2:07.158	37.223	30.991	58.944	236.3		6:09.818	2	1	2:01.961	37.581	29.094	55.286	246.0	4:40.986
	3	1	2:03.838	37.184	30.992	55.662	239.5		8:13.656								
	4	1	2:03.253	36.187	30.442	56.624	245.5		10:16.909								
	5	1	4:14.801 B	36.764	34.211	3:03.826	236.8		14:31.710								
	6	1	2:43.114	1:08.585	36.534	57.995			17:14.824								
	7	1	2:03.017	36.502	31.043	55.472	241.6		19:17.841								
8	1	2:03.627	36.627	31.165	55.835	240.0	21:21.468										



ENDURANCE RACING LEGENDS
DIX MILLE TOURS
QUALIFYING 2

Sector Analysis

										Personal Best		Session Best		B Crossing the finish line in pit lane	
Lap	D	Time	Sector 1	Sector 2	Sector 3	T. Spd	Elapsed	Lap	D	Time	Sector 1	Sector 2	Sector 3	T. Spd	Elapsed
29 PORSCHE 996 GT3 RS 2002															
1. Christian TRABER GT2B															
2. Nicolas TRABER															
1	1	2:27.901	54.076	32.937	1:00.888		2:27.901								
2	1	2:06.033	38.254	30.911	56.868	225.0	4:33.934								
3	1	2:06.215	38.124	30.574	57.517	229.8	6:40.149								
4	1	2:05.723	37.535	30.764	57.424	235.3	8:45.872								
5	1	7:05.095	38.997	31.989	5:54.109	229.8	15:50.967								
6	1	2:12.032	38.360	31.375	1:02.297	228.8	18:02.999								
7	1	2:05.926	38.048	30.608	57.270	232.8	20:08.925								
8	1	2:06.961	37.580	30.939	58.442	236.8	22:15.886								
9	1	2:05.040	37.826	30.593	56.621	237.4	24:20.926								
31 MERCEDES BENZ SLS AMG GT3 2011															
1. Philipp ZUMSTEIN INV															
1	1	2:30.056	56.425	33.606	1:00.025		2:30.056								
2	1	2:09.646	39.012	31.663	58.971	227.4	4:39.702								
3	1	2:10.613	40.955	31.946	57.712	232.8	6:50.315								
4	1	2:07.152	37.794	31.526	57.832	242.2	8:57.467								
5	1	2:06.552	37.505	31.469	57.578	240.5	11:04.019								
6	1	2:06.908	37.145	31.953	57.810	243.2	13:10.927								
7	1	2:06.655	37.413	31.874	57.368	242.7	15:17.582								
8	1	2:05.198	36.916	31.532	56.750	242.7	17:22.780								
9	1	3:30.900	37.467	31.770	2:21.663	238.9	20:53.680								
10	1	2:23.733	54.213	31.838	57.682		23:17.413								
11	1	2:05.516	36.859	31.516	57.141	242.2	25:22.929								
12	1	2:05.166	36.577	31.646	56.943	242.7	27:28.095								
13	1	2:04.422	36.638	31.370	56.414	242.7	29:32.517								
32 COURAGE C65 2005															
1. Lionel BOCH Proto B															
1	1	4:12.418	2:26.114	43.272	1:03.032	105.5	4:12.418								
2	1	2:10.749	39.698	33.107	57.944	210.5	6:23.167								
3	1	2:09.061	38.736	31.639	58.686	225.9	8:32.228								
4	1	2:22.417	B 39.595	31.698	1:11.124	226.9	10:54.645								
5	1	3:10.916	1:41.873	32.114	56.929		14:05.561								
6	1	2:09.069	38.327	31.667	59.075	223.6	16:14.630								
7	1	2:06.930	37.962	32.508	56.460	226.9	18:21.560								
8	1	2:12.472	40.340	33.191	58.941	241.1	20:34.032								
9	1	2:09.169	40.172	31.910	57.087	219.5	22:43.201								
10	1	2:05.707	37.477	30.574	57.656	231.3	24:48.908								
11	1	2:05.617	37.550	31.026	57.041	231.3	26:54.525								
12	1	2:05.130	37.749	30.494	56.887	234.8	28:59.655								
13	1	2:03.761	36.972	31.353	55.436	239.5	31:03.416								
33 FERRARI 333 SP 1999															
1. Michel LECOURT Proto A															
2. Raymond NARAC															
35 LUCCHINI SP91 1993															
1. Jean-Marc DAVID Proto A															
1	1	3:36.348	1:48.496	40.830	1:07.022		3:36.348								
2	1	2:25.457	44.265	36.431	1:04.761	204.2	6:01.805								
3	1	2:24.334	43.032	36.334	1:04.968	205.3	8:26.139								
4	1	2:24.418	43.128	36.770	1:04.520	198.5	10:50.557								
5	1	2:26.522	42.397	37.937	1:06.188	198.5	13:17.079								
6	1	2:23.700	43.217	35.930	1:04.553	195.7	15:40.779								
7	1	2:26.430	43.012	38.332	1:05.086	201.9	18:07.209								
8	1	2:23.395	42.081	36.735	1:04.579	204.9	20:30.604								
9	1	2:22.978	42.392	37.033	1:03.553	194.9	22:53.582								
10	1	2:22.424	41.780	37.423	1:03.221	198.5	25:16.006								
11	1	2:21.242	41.613	36.607	1:03.022	204.5	27:37.248								
12	1	2:22.474	42.078	36.768	1:03.628	203.4	29:59.722								
13	1	2:21.536	41.538	36.484	1:03.514	204.9	32:21.258								
37 DODGE Viper GTS/R 1998															
1. Eric HELARY GT1B															
1	1	7:29.015	6:01.726	30.585	56.704		7:29.015								
2	1	2:19.311	B 37.892	30.130	1:11.289	189.8	9:48.326								
3	1	4:58.262	3:31.602	30.901	55.759		14:46.588								
4	1	1:58.173	35.454	29.684	53.035	248.3	16:44.761								
5	1	1:57.577	34.884	29.608	53.085	248.8	18:42.338								
6	1	2:22.999	B 40.365	33.531	1:09.103	203.4	21:05.337								
42 CHRYSLER Viper GTS/R 1999															
1. Olivier BOUQUET GT2A															
1	1	3:34.683	1:55.613	34.255	1:04.815		3:34.683								
2	1	2:11.666	40.806	31.642	59.218	238.9	5:46.349								
3	1	2:11.910	40.785	31.198	59.927	221.8	7:58.259								
4	1	2:25.191	B 40.954	31.457	1:12.780	222.7	10:23.450								
5	1	3:48.423	2:18.343	31.485	58.595		14:11.873								
6	1	2:06.751	38.411	30.995	57.345	246.0	16:18.624								
7	1	2:05.629	37.935	30.455	57.239	235.3	18:24.253								
8	1	2:27.030	B 40.294	31.635	1:15.101	251.2	20:51.283								
54 PANOZ Esperante GTR1 1997															
1. Xavier GALANT GT1A															
1	1	3:49.240	2:00.716	40.799	1:07.725		3:49.240								
2	1	2:19.825	42.498	36.395	1:00.932	208.9	6:09.065								
3	1	2:06.967	39.570	31.187	56.210	228.3	8:16.032								
4	1	2:05.609	37.322	30.016	58.271	238.4	10:21.641								



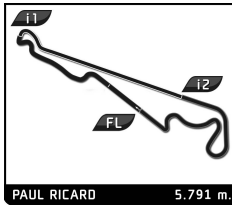
ENDURANCE RACING LEGENDS

DIX MILLE TOURS

QUALIFYING 2

Sector Analysis

Personal Best							Session Best							B Crossing the finish line in pit lane										
Lap	D	Time	Sector 1	Sector 2	Sector 3	T. Spd	Elapsed	Lap	D	Time	Sector 1	Sector 2	Sector 3	T. Spd	Elapsed	Lap	D	Time	Sector 1	Sector 2	Sector 3	T. Spd	Elapsed	
5	1	2:03.129	36.695	29.675	56.759	252.9	12:24.770	6	1	2:02.920	36.352	30.211	56.357	246.0	12:54.701									
6	1	2:00.704	35.926	29.649	55.129	252.9	14:25.474	7	1	2:01.575	36.551	30.252	54.772	251.7	14:56.276									
7	1	2:01.284	36.706	29.804	54.774	254.1	16:26.758	8	1	8:13.638 B	37.912	33.330	7:02.396	233.8	23:09.914									
8	1	2:00.013	35.757	29.436	54.820	255.9	18:26.771	9	1	2:21.169	56.212	30.422	54.535		25:31.083									
9	1	2:08.807	39.274	30.695	58.838	254.1	20:35.578	10	1	2:00.402	36.010	29.572	54.820	255.3	27:31.485									
10	1	2:04.639	39.352	30.356	54.931	253.5	22:40.217	11	1	1:59.899	35.687	29.371	54.841	255.3	29:31.384									
11	1	2:00.033	36.069	29.757	54.207	255.9	24:40.250	12	1	1:59.227	35.524	29.495	54.208	257.1	31:30.611									
12	1	2:00.047	35.809	29.814	54.424	257.1	26:40.297																	
13	1	2:00.347	36.705	29.714	53.928	235.3	28:40.644																	
14	1	1:58.819	35.291	29.410	54.118	258.4	30:39.463																	
56	Porsche 996 GT3 RSR 2004 1.Christophe GADAIS GT2B 2.Jean-Marie BELLETESTE																							
1	1	7:22.133 B	5:21.825	35.962	1:24.346		7:22.133	1	1	7:07.665	5:25.586	32.633	1:09.446		7:07.665									
2	1	3:05.681	1:23.918	36.091	1:05.672		10:27.814	2	1	2:07.263	38.874	31.217	57.172	240.0	9:14.928									
3	1	2:28.542	47.678	34.863	1:06.001	186.9	12:56.356	3	1	2:06.158	38.169	31.121	56.868	241.1	11:21.086									
4	1	2:37.868 B	42.502	34.501	1:20.865	190.1	15:34.224	4	1	2:06.692	37.951	31.148	57.593	242.2	13:27.778									
5	1	10:23.388	8:42.812	34.641	1:05.935		25:57.612	5	1	2:05.020	37.922	30.585	56.513	241.6	15:32.798									
6	1	2:32.139 B	41.438	34.223	1:16.478	202.6	28:29.751	6	1	2:04.759	37.223	30.586	56.950	241.6	17:37.557									
57	ASTON MARTIN DBRS9 2009 1.Romain BELLETESTE GT2B 2.Geoffroy PETER																							
1	1	5:33.734	3:53.067	36.367	1:04.300		5:33.734	1	1	2:52.537	1:21.542	32.678	58.317		2:52.537									
2	1	2:20.712	43.829	34.863	1:02.020	189.1	7:54.446	2	1	2:04.323	38.803	30.561	54.959	225.0	4:56.860									
3	1	2:31.262	46.901	34.616	1:09.745	185.6	10:25.708	3	1	2:01.464	36.168	30.672	54.624	242.7	6:58.324									
4	1	2:37.191 B	41.585	35.606	1:20.000	189.8	13:02.899	4	1	2:00.012	35.575	30.470	53.967	241.1	8:58.336									
5	1	12:27.010	...	38.090	1:08.666		25:29.909	5	1	6:16.562 B	37.827	31.345	5:07.390	233.8	15:14.898									
6	1	2:18.815	40.993	34.500	1:03.322	206.1	27:48.724	6	1	2:37.558	1:03.250	32.413	1:01.895		17:52.456									
7	1	2:46.309 B	42.693	38.856	1:24.760	189.8	30:35.033	7	1	2:04.709	38.277	31.442	54.990	199.3	19:57.165									
60	KEILER K11 1995 1.Marc JULLY Proto A																							
1	1	4:26.679	2:55.666	33.111	57.902		4:26.679	1	1	2:04.709	38.277	31.442	54.990	199.3	19:57.165									
2	1	2:04.202	36.902	31.143	56.157	230.8	6:30.881	8	1	6:48.932 B	36.103	31.082	5:41.747	241.6	26:46.097									
61	Porsche 997 GT3 RSR 2007 1.Frédéric JOUSSET GT2B																							
1	1	3:11.384	1:34.656	33.184	1:03.544		3:11.384	9	1	2:20.108	54.975	30.619	54.514		29:06.205									
2	1	2:10.333	39.067	31.836	59.430	231.3	5:21.717	10	1	2:01.351	35.713	31.625	54.013	245.5	31:07.556									
3	1	2:09.780	39.277	32.140	58.363	231.3	7:31.497																	
4	1	2:09.417	38.691	31.837	58.889	231.8	9:40.914																	
5	1	2:08.836	38.515	31.634	58.687	233.8	11:49.750																	
6	1	2:08.613	38.616	32.053	57.944	232.3	13:58.363																	
7	1	2:09.444	38.802	31.514	59.128	233.3	16:07.807																	
8	1	2:09.175	38.704	31.662	58.809	232.3	18:16.982																	
9	1	2:27.726 B	39.871	34.806	1:13.049	232.8	20:44.708																	
10	1	6:08.292	4:38.699	32.188	57.405		26:53.000																	
11	1	2:08.050	37.848	31.695	58.507	232.3	29:01.050																	
12	1	2:07.279	38.090	31.540	57.649	222.7	31:08.329																	
66	Ferrari 550 GT3 Prodrive 2004 1.Dominik ROSCHMANN GT1B																							
1	1	2:31.280	58.475	34.423	58.382		2:31.280																	
2	1	2:07.363	38.763	31.036	57.564	237.9	4:38.643																	
3	1	2:05.534	39.207	30.921	55.406	241.1	6:44.177																	
4	1	2:03.768	37.192	31.142	55.434	247.7	8:47.945																	
5	1	2:03.836	37.896	30.828	55.112	247.7	10:51.781																	
67	Porsche 997 GT3 RSR 2007 1.Jean-Marc MERLIN GT2B																							
1	1	7:07.665	5:25.586	32.633	1:09.446		7:07.665																	
2	1	2:07.263	38.874	31.217	57.172	240.0	9:14.928																	
3	1	2:06.158	38.169	31.121	56.868	241.1	11:21.086																	
4	1	2:06.692	37.951	31.148	57.593	242.2	13:27.778																	
5	1	2:05.020	37.922	30.585	56.513	241.6	15:32.798																	
6	1	2:04.759	37.223	30.586	56.950	241.6	17:37.557																	
7	1	2:04.399	37.299	31.068	56.032	240.0	19:41.956																	
8	1	2:16.366 B	37.576	31.070	1:07.720	240.5	21:58.322																	
72	Dodge Viper GTS/R 2000 1. Mr JOHN OF B GT1B 2.Soheil AYARI																							
1	1	2:52.537	1:21.542	32.678	58.317		2:52.537																	
2	1	2:04.323	38.803	30.561	54.959	225.0	4:56.860																	
3	1	2:01.464	36.168	30.672	54.624	242.7	6:58.324																	
4	1	2:00.012	35.575	30.470	53.967	241.1	8:58.336																	
5	1	6:16.562 B	37.827	31.345	5:07.390	233.8	15:14.898																	
6	1	2:37.558	1:03.250	32.413	1:01.895		17:52.456																	
7	1	2:04.709	38.277	31.442	54.990	199.3	19:57.165																	
8	1	6:48.932 B	36.103	31.082	5:41.747	241.6	26:46.097																	
9	1	2:20.108	54.975	30.619	54.514		29:06.205																	
10	1	2:01.351	35.713	31.625	54.013	245.5	31:07.556																	
73	Porsche 993 GT2 1997 1.Guenther SCHINDLER GT2A																							
1	1	3:34.296	1:47.717	39.921	1:06.658		3:34.296																	
2	1	2:18.815	45.768	32.701	1:00.346	169.8	5:53.111																	
3	1	2:07.810	38.516	30.886	58.408	237.9	8:00.921																	
4	1	2:58.391 B	39.732	31.180	1:47.479	231.3	10:59.312																	



ENDURANCE RACING LEGENDS
DIX MILLE TOURS
QUALIFYING 2

Sector Analysis

Lap	D	Time	Sector 1	Sector 2	Sector 3	T. Spd	Elapsed	Lap	D	Time	Sector 1	Sector 2	Sector 3	T. Spd	Elapsed
11	1	2:13.740	39.024	32.494	1:02.222	232.8	26:42.291	9	1	2:30.202 B	42.437	35.229	1:12.536	207.3	21:02.103
90 ASTON MARTIN DBR9 2005 1.Nikolaus DITTING GT1B 2.Sam HANCOCK								100 PORSCHE 993 GT2 1995 1.Didier DENAT GT2A							
1	1	2:25.758	58.726	30.418	56.614	160.0	2:25.758	1	1	5:57.106	4:15.640	36.352	1:05.114		5:57.106
2	1	1:55.052	34.021	28.865	52.166	252.3	4:20.810	2	1	2:10.747	39.522	31.819	59.406	229.3	8:07.853
3	1	1:54.870	34.240	29.283	51.347	253.5	6:15.680	3	1	2:08.497	38.725	31.495	58.277	224.5	10:16.350
4	1	1:56.542	33.795	29.649	53.098	254.1	8:12.222	4	1	2:07.890	38.168	32.063	57.659	236.3	12:24.240
5	1	2:12.688 B	36.044	30.094	1:06.550	247.1	10:24.910	5	1	2:07.427	38.367	31.616	57.444	214.3	14:31.667
6	1	4:24.637	2:57.971	30.331	56.335		14:49.547	6	1	2:40.353 B	44.724	41.217	1:14.412	179.7	17:12.020
7	1	2:00.588	36.222	29.899	54.467	247.7	16:50.135	115 PORSCHE 996 GT3 RS 2003 1.Marc DEVIS GT2B							
8	1	2:01.277	35.833	29.657	55.787	248.3	18:51.412	1	1	2:36.583	59.835	34.983	1:01.765		2:36.583
9	1	2:03.634	37.313	30.295	56.026	249.4	20:55.046	2	1	2:10.249	40.631	32.212	57.406	207.3	4:46.832
10	1	2:08.604	38.588	30.013	1:00.003	240.5	23:03.650	3	1	2:07.517	37.895	32.044	57.578	226.4	6:54.349
11	1	2:03.765	38.114	30.088	55.563	249.4	25:07.415	4	1	5:48.668 B	37.673	31.281	4:39.714	225.9	12:43.017
12	1	2:00.653	36.435	29.735	54.483	249.4	27:08.068	5	1	2:30.850	59.200	33.023	58.627		15:13.867
13	1	2:00.273	36.468	29.551	54.254	247.1	29:08.341	6	1	2:03.913	36.947	31.374	55.592	227.4	17:17.780
14	1	2:06.289	37.746	30.880	57.663	248.3	31:14.630	7	1	2:03.309	36.674	31.250	55.385	232.3	19:21.089
92 ASTON MARTIN Vantage GT2 2010 1.Franz WUNDERLICH GT2B								118 CHEVROLET Corvette Z06 R 2010 1.Alfred MOSER INV							
1	1	5:00.552	3:26.712	33.918	59.922		5:00.552	1	1	3:14.706	1:29.971	34.942	1:09.793		3:14.706
2	1	2:10.642	38.616	32.572	59.454	227.8	7:11.194	2	1	2:27.702	43.149	33.495	1:11.058	188.2	5:42.408
3	1	2:08.388	37.708	32.194	58.486	230.8	9:19.582	3	1	2:23.074	41.860	33.286	1:07.928	212.6	8:05.482
4	1	2:08.402	37.227	32.396	58.779	230.3	11:27.984	4	1	2:23.765	43.772	35.670	1:04.323	198.9	10:29.247
5	1	2:08.293	37.332	32.366	58.595	231.3	13:36.277	5	1	2:20.239	43.256	32.926	1:04.057	193.2	12:49.486
6	1	2:08.316	37.767	32.189	58.360	230.3	15:44.593	6	1	2:31.891 B	42.990	32.930	1:15.971	205.3	15:21.377
7	1	4:25.007 B	39.880	34.619	3:10.508	228.8	20:09.600	7	1	3:48.454	2:12.182	32.956	1:03.316		19:09.831
8	1	2:31.850	1:00.561	32.814	58.475		22:41.450	8	1	2:24.060	43.239	35.187	1:05.634	222.2	21:33.891
9	1	2:08.283	37.240	32.045	58.998	231.3	24:49.733	9	1	2:19.196	41.875	33.405	1:03.916	205.3	23:53.087
10	1	2:06.995	37.386	31.986	57.623	233.8	26:56.728	10	1	2:18.980	42.420	34.207	1:02.353	219.5	26:12.067
95 FERRARI 430 GTC 2008 1.Charlie REMNANT GT2B								176 PORSCHE 996 GT3 RSR 2005 1.Jean-Lou RIHON GT2B 2.Nick PADMORE							
1	1	3:33.609	1:42.121	39.341	1:12.147		3:33.609	1	1	3:24.706	1:43.494	36.822	1:04.390		3:24.706
2	1	2:31.902	46.140	37.895	1:07.867	196.0	6:05.511	2	1	2:13.035	40.389	33.562	59.084	207.7	5:37.741
3	1	2:19.071	41.175	34.821	1:03.075	222.2	8:24.582	3	1	2:05.860	37.430	31.899	56.531	227.8	7:43.601
4	1	2:17.013	41.160	33.516	1:02.337	207.7	10:41.595	4	1	2:05.145	36.966	31.219	56.960	233.8	9:48.746
5	1	2:18.865	41.899	34.817	1:02.149	214.7	13:00.460	5	1	2:03.612	36.832	31.002	55.778	231.3	11:52.358
6	1	2:19.807	41.209	34.724	1:03.874	210.5	15:20.267	6	1	2:15.433 B	38.355	31.611	1:05.467	211.8	14:07.791
7	1	4:16.348 B	39.456	33.203	3:03.689	223.6	19:36.615	7	2	5:44.167	4:06.519	37.844	59.804		19:51.958
8	1	2:42.382	1:01.908	36.006	1:04.468		22:18.997	8	2	2:04.182	37.505	31.170	55.507	234.3	21:56.140
9	1	2:14.436	40.313	33.275	1:00.848	223.6	24:33.433	9	2	2:03.292	36.706	31.126	55.460	238.4	23:59.432
10	1	2:14.459	40.795	33.180	1:00.484	226.4	26:47.892	10	2	2:05.688	36.890	31.784	57.014	238.4	26:05.120
11	1	2:13.459	39.675	32.889	1:00.895	228.3	29:01.351	11	2	2:03.054	36.600	30.938	55.516	240.0	28:08.174
12	1	2:13.197	40.048	32.811	1:00.338	228.8	31:14.548								
99 PORSCHE 996 GT3 RS 2001 1.Simon EVANS GT2B															
1	1	2:54.394	1:08.644	39.810	1:05.940		2:54.394								
2	1	2:14.167	40.478	33.966	59.723	205.7	5:08.561								
3	1	2:13.371	39.072	34.227	1:00.072	212.2	7:21.932								
4	1	2:12.498	39.699	33.347	59.452	210.9	9:34.430								
5	1	2:18.024	39.279	33.667	1:05.078	211.4	11:52.454								
6	1	2:13.436	40.093	33.575	59.768	211.4	14:05.890								
7	1	2:12.795	39.464	33.678	59.653	207.3	16:18.685								
8	1	2:13.216	39.701	33.790	59.725	210.1	18:31.901								