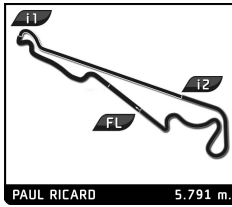


ENDURANCE RACING LEGENDS
DIX MILLE TOURS
QUALIFYING 1

Sector Analysis

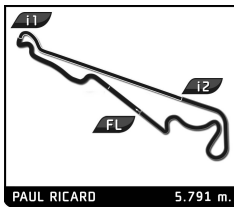
Lap	D	Time	Sector 1	Sector 2	Sector 3	T. Spd	Elapsed	Lap	D	Time	Sector 1	Sector 2	Sector 3	T. Spd	Elapsed																
<p style="text-align: center;">■ Personal Best ■ Session Best ■ Crossing the finish line in pit lane</p>																															
1		PORSCHE 993 GT2 Evo 1998 1. Emmanuel BRIGAND GT2A							20		PILLBEAM MP84 2004 1. Pierre BRUNEAU Proto B 2. Marc ROSTAN																				
1	1	26:30.640	...	32.403	57.592		26:30.640	1	1	3:47.748	2:04.659	38.404	1:04.685		3:47.748																
2	1	2:07.601	37.760	32.463	57.378	221.8	28:38.241	2	1	2:12.178	40.403	33.517	58.258	214.7	5:59.926																
3	1	2:08.091	38.046	32.765	57.280	225.9	30:46.332	3	1	2:08.476	38.336	32.495	57.645	222.2	8:08.402																
Entry 5 <td colspan="2" style="border: 1px solid black;">5</td> <td colspan="7"> VENTURI 400 Trophy 1992 1. Jean Christophe PEYRE INV </td> <td colspan="2" style="border: 1px solid black;">22</td> <td colspan="5"> PORSCHE 993 GT2 Evo 1999 1. Sebastian GLASER GT2A </td>																5		VENTURI 400 Trophy 1992 1. Jean Christophe PEYRE INV							22		PORSCHE 993 GT2 Evo 1999 1. Sebastian GLASER GT2A				
1	1	2:57.736	1:06.813	40.325	1:10.598		2:57.736	1	1	4:45.796	2:51.121	47.157	1:07.518		4:45.796																
2	1	2:33.897	44.665	39.575	1:09.657	184.9	5:31.633	2	1	2:17.449	41.134	34.684	1:01.631	202.2	7:03.245																
3	1	2:45.014	46.142	38.601	1:20.271	182.7	8:16.647	3	1	2:05.812	37.730	31.144	56.938	226.4	9:09.057																
Entry 7 <td colspan="2" style="border: 1px solid black;">7</td> <td colspan="7"> BENTLEY Speed 8 2003 1. Shaun LYNN Proto B </td> <td colspan="2" style="border: 1px solid black;">25</td> <td colspan="5"> MG-LOLA EX257 2004 1. Mike NEWTON Proto B </td>																7		BENTLEY Speed 8 2003 1. Shaun LYNN Proto B							25		MG-LOLA EX257 2004 1. Mike NEWTON Proto B				
1	1	7:00.467	5:35.924	29.578	54.965		7:00.467	1	1	5:26.755	1:30.221	30.491	3:26.043		5:26.755																
2	1	2:06.157	39.548	29.787	56.822	184.9	9:06.624	2	1	2:05.906	38.008	30.839	57.059	223.6	14:46.373																
3	1	2:00.803	37.362	28.868	54.573	257.1	11:07.427	3	1	2:06.013	37.596	31.013	57.404	232.3	16:52.386																
4	1	1:58.508	35.569	29.975	52.964	261.5	13:05.935	4	1	2:06.907	37.897	32.482	56.528	238.9	18:59.293																
5	1	1:57.154	35.676	28.406	53.072	252.3	15:03.089	5	1	2:06.344	37.920	30.982	57.442	238.9	21:05.637																
6	1	1:56.176	34.435	28.281	53.460	262.8	16:59.265	Entry 29 <td colspan="2" style="border: 1px solid black;">29</td> <td colspan="5"> PORSCHE 996 GT3 RS 2002 1. Christian TRABER GT2B 2. Nicolas TRABER </td>																29		PORSCHE 996 GT3 RS 2002 1. Christian TRABER GT2B 2. Nicolas TRABER					
7	1	1:59.779	37.219	29.146	53.414	226.4	18:59.044	1	1	12:40.467	...	34.080	58.699		12:40.467																
8	1	2:01.618	35.637	28.310	57.671	258.4	21:00.662	2	1	2:05.906	38.008	30.839	57.059	223.6	14:46.373																
9	1	1:56.790	34.221	28.269	54.300	263.4	22:57.452	3	1	2:06.013	37.596	31.013	57.404	232.3	16:52.386																
10	1	1:56.111	35.751	28.122	52.238	260.2	24:53.563	4	1	2:06.907	37.897	32.482	56.528	238.9	18:59.293																
11	1	1:53.895	34.077	27.918	51.900	262.1	26:47.458	5	1	2:06.344	37.920	30.982	57.442	238.9	21:05.637																
12	1	1:56.616	36.874	28.195	51.547	247.7	28:44.074	Entry 33 <td colspan="2" style="border: 1px solid black;">33</td> <td colspan="5"> FERRARI 333 SP 1999 1. Michel LECOURT Proto A 2. Raymond NARAC </td>																33		FERRARI 333 SP 1999 1. Michel LECOURT Proto A 2. Raymond NARAC					
13	1	1:53.662	34.272	27.984	51.406	263.4	30:37.736	1	1	2:51.023	1:13.311	34.911	1:02.801		2:51.023																
Entry 10 <td colspan="2" style="border: 1px solid black;">10</td> <td colspan="7"> PANOZ Esperante GTR1 1997 1. Olivier GALANT GT1A </td> <td colspan="2" style="border: 1px solid black;">35</td> <td colspan="5"> LUCCHINI SP91 1993 1. Jean-Marc DAVID Proto A </td>																10		PANOZ Esperante GTR1 1997 1. Olivier GALANT GT1A							35		LUCCHINI SP91 1993 1. Jean-Marc DAVID Proto A				
1	1	3:58.065	2:11.766	36.648	1:09.651		3:58.065	1	1	4:05.405	2:15.994	40.177	1:09.234		4:05.405																
2	1	5:02.071	43.135	37.994	3:40.942	199.3	9:00.136	2	1	2:30.922	46.293	37.046	1:07.583	164.6	6:36.327																
3	1	6:25.892	1:01.293	32.296	4:52.303		15:26.028	3	1	2:29.293	44.807	37.631	1:06.855	201.1	9:05.620																
4	1	2:34.969	1:02.132	32.099	1:00.738		18:00.997	4	1	2:58.716	44.946	37.740	1:36.030	192.9	12:04.336																
5	1	2:05.712	37.866	31.256	56.590	244.9	20:06.709	5	1	4:08.257	2:23.890	36.983	1:07.384		16:12.593																
6	1	2:02.045	36.348	30.143	55.554	252.9	22:08.754	6	1	2:29.576	44.961	37.653	1:06.962	174.2	18:42.169																
7	1	1:58.695	35.460	29.527	53.708	260.9	24:07.449	7	1	2:28.463	43.206	37.889	1:07.368	195.3	21:10.632																
8	1	2:01.690	35.697	29.495	56.498	260.2	26:09.139	8	1	2:29.736	43.294	40.141	1:06.301	195.3	23:40.368																
9	1	2:03.024	35.574	30.167	57.283	261.5	28:12.163																								
Entry 12 <td colspan="2" style="border: 1px solid black;">12</td> <td colspan="7"> PORSCHE 993 GT2 1996 1. Henrique GEMPERLE GT2A 2. Marc de SIEBENTHAL </td>																12		PORSCHE 993 GT2 1996 1. Henrique GEMPERLE GT2A 2. Marc de SIEBENTHAL													
1	1	3:01.263	1:17.430	38.633	1:05.200		3:01.263	1	1	2:29.736	43.294	40.141	1:06.301	195.3	23:40.368																
2	1	2:19.861	41.720	34.839	1:03.302	218.2	5:21.124	2	1	2:29.293	44.807	37.631	1:06.855	201.1	9:05.620																
3	1	2:16.292	40.954	33.819	1:01.519	222.2	7:37.416	3	1	2:58.716	44.946	37.740	1:36.030	192.9	12:04.336																
4	1	2:13.823	40.337	33.065	1:00.421	215.1	9:51.239	4	1	4:08.257	2:23.890	36.983	1:07.384		16:12.593																
5	1	2:34.944	41.885	36.948	1:16.111	216.0	12:26.183	5	1	2:29.576	44.961	37.653	1:06.962	174.2	18:42.169																
6	1	4:31.093	2:52.476	34.823	1:03.794		16:57.276	6	1	2:28.463	43.206	37.889	1:07.368	195.3	21:10.632																
7	1	2:21.356	43.799	34.475	1:03.082	194.2	19:18.632	7	1	2:28.463	43.206	37.889	1:07.368	195.3	21:10.632																
8	1	2:17.040	41.361	33.610	1:02.069	208.9	21:35.672	8	1	2:29.736	43.294	40.141	1:06.301	195.3	23:40.368																
9	1	2:15.694	40.480	33.530	1:01.684	218.2	23:51.366	9	1	2:15.588	41.033	33.532	1:01.023	214.3	28:23.190																
10	1	2:16.236	41.264	33.302	1:01.670	215.1	26:07.602	10	1	2:16.236	41.264	33.302	1:01.670	215.1	26:07.602																
11	1	2:15.588	41.033	33.532	1:01.023	214.3	28:23.190	11	1	2:15.588	41.033	33.532	1:01.023	214.3	28:23.190																
12	1	2:14.686	40.669	33.229	1:00.788	213.0	30:37.876	12	1	2:14.686	40.669	33.229	1:00.788	213.0	30:37.876																



ENDURANCE RACING LEGENDS
DIX MILLE TOURS
QUALIFYING 1

Sector Analysis

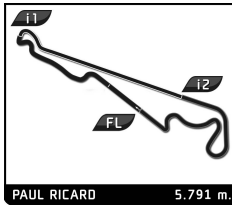
Lap D Time Sector 1 Sector 2 Sector 3 T. Spd Elapsed							Lap D Time Sector 1 Sector 2 Sector 3 T. Spd Elapsed								
9	1	2:30.026	43.376	36.905	1:09.745	190.5	26:10.394	2	1	2:40.856	50.648	37.381	1:12.827	168.5	6:19.663
10	1	2:27.726	43.699	37.085	1:06.942	196.7	28:38.120	3	1	2:36.145	49.325	36.700	1:10.120	167.2	8:55.808
11	1	2:25.860	43.505	36.522	1:05.833	199.6	31:03.980	4	1	2:50.283 B	48.477	36.509	1:25.297	175.9	11:46.091
37 DODGE Viper GTS/R 1998 1. Eric HELARY GT1B							5 1 6:12.787 4:19.192 38.558 1:15.037 17:58.878								
1	1	9:55.411	8:25.285	32.464	57.662		9:55.411	6	1	2:28.256	45.615	36.022	1:06.619	176.5	20:27.134
2	1	2:01.562	35.325	30.655	55.582	245.5	11:56.973	7	1	2:26.628	43.095	38.123	1:05.410	181.5	22:53.762
3	1	2:00.673	36.348	30.140	54.185	246.0	13:57.646	8	1	2:20.629	42.587	34.586	1:03.456	191.5	25:14.391
4	1	2:18.685 B	37.282	31.520	1:09.883	216.9	16:16.331	9	1	2:19.759	41.523	34.383	1:03.853	193.2	27:34.150
5	1	10:33.930	9:04.463	29.977	59.490		26:50.261	10	1	2:17.186	40.762	34.175	1:02.249	196.0	29:51.336
6	1	1:58.713	35.338	29.964	53.411	249.4	28:48.974	11	1	2:17.632	40.792	33.968	1:02.872	204.5	32:08.968
7	1	2:15.030 B	35.858	30.564	1:08.608	222.2	31:04.004	57 ASTON MARTIN DBR9 2009 1. Romain BELLETESTE GT2B 2. Geoffroy PETER							
38 PORSCHE 993 GT2 Evo 1998 1. Erik MARIS GT2A							1 1 4:03.758 2:14.386 38.890 1:10.482 4:03.758								
1	1	2:26.750	50.352	34.319	1:02.079		2:26.750	2	1	2:22.075	41.298	36.337	1:04.440	209.7	6:25.833
2	1	2:11.331	38.813	32.583	59.935	221.8	4:38.081	3	1	2:20.238	43.809	35.321	1:01.108	203.0	8:46.071
3	1	2:08.308	38.077	31.275	58.956	238.9	6:46.389	4	1	2:16.572	41.716	34.718	1:00.138	174.5	11:02.643
4	1	2:18.658 B	38.820	31.160	1:08.678	226.4	9:05.047	5	1	2:13.309	39.719	32.806	1:00.784	213.0	13:15.952
5	1	5:06.968	3:32.390	33.981	1:00.597		14:12.015	6	1	2:14.018	39.039	33.758	1:01.221	217.7	15:29.970
6	1	2:10.277	38.795	31.594	59.888	230.8	16:22.292	7	1	2:15.784	40.080	33.125	1:02.579	208.5	17:45.754
7	1	2:07.978	38.218	31.315	58.445	238.4	18:30.270	8	1	2:41.397 B	39.351	34.721	1:27.325	206.5	20:27.151
8	1	2:09.617	38.486	31.840	59.291	239.5	20:39.887	9	1	5:35.514	3:48.657	34.710	1:12.147		26:02.665
9	1	2:25.783 B	39.194	32.632	1:13.957	234.3	23:05.670	10	1	2:14.785	39.847	33.022	1:01.916	214.7	28:17.450
42 CHRYSLER Viper GTS/R 1999 1. Olivier BOUQUET GT2A							11 1 2:13.596 39.667 32.853 1:01.076 225.9 30:31.046								
1	1	7:51.809	6:10.921	34.380	1:06.508		7:51.809	60 KEILER K1 1995 1. Marc JULLY Proto A							
2	1	2:21.942	45.243	32.647	1:04.052	177.9	10:13.751	1	1	4:06.685	2:31.047	34.442	1:01.196		4:06.685
3	1	2:25.809 B	39.153	32.168	1:14.488	228.3	12:39.560	2	1	2:15.949	41.866	32.511	1:01.572	169.0	6:22.634
4	1	5:10.808	3:35.713	31.920	1:03.175		17:50.368	3	1	2:16.053	44.236	32.635	59.182	182.7	8:38.687
5	1	2:09.759	38.690	31.506	59.563	246.0	20:00.127	4	1	2:06.411	37.589	31.382	57.440	229.8	10:45.098
6	1	2:11.245	40.810	31.536	58.899	224.5	22:11.372	5	1	2:05.378	37.754	31.429	56.195	231.3	12:50.476
7	1	2:08.174	38.982	31.253	57.939	231.8	24:19.546	6	1	2:06.300	37.222	31.523	57.555	229.3	14:56.776
8	1	2:20.517 B	39.328	31.055	1:10.134	217.3	26:40.063	7	1	2:05.102	37.087	31.428	56.587	231.3	17:01.878
54 PANOZ Esperante GTR1 1997 1. Xavier GALANT GT1A							8 1 2:03.915 36.908 31.022 55.985 234.3 19:05.793								
1	1	3:51.293	1:49.208	50.000	1:12.085		3:51.293	9	1	2:10.651	37.924	31.216	1:01.511	195.7	21:16.444
2	1	2:29.301	46.188	38.905	1:04.208	157.2	6:20.594	10	1	2:05.904	38.588	31.980	55.336	233.3	23:22.348
3	1	2:19.983	44.407	31.517	1:04.059	170.6	8:40.577	11	1	2:02.300	36.093	30.884	55.323	234.3	25:24.648
4	1	2:06.705	39.018	30.173	57.514	232.8	10:47.282	12	1	2:04.714	37.536	30.764	56.414	221.3	27:29.362
5	1	2:03.974	37.652	29.855	56.467	243.2	12:51.256	13	1	2:13.774 B	35.853	30.943	1:06.978	233.8	29:43.136
6	1	2:04.201	37.883	29.723	56.595	201.9	14:55.457	61 PORSCHE 997 GT3 RSR 2007 1. Frédéric JOUSSET GT2B							
7	1	2:02.572	36.899	29.796	55.877	250.0	16:58.029	1	1	3:52.613	2:04.035	40.023	1:08.555		3:52.613
8	1	2:02.683	36.647	29.403	56.633	247.7	19:00.712	2	1	2:27.699	45.650	35.622	1:06.427	190.1	6:20.312
9	1	2:04.348	38.157	29.933	56.258	246.6	21:05.060	3	1	2:19.589	42.083	33.387	1:04.119	192.5	8:39.901
10	1	2:00.805	36.685	29.623	54.497	240.5	23:05.865	4	1	2:14.710	40.652	32.726	1:01.332	225.9	10:54.611
11	1	2:00.016	36.050	29.351	54.615	257.8	25:05.881	5	1	2:23.415 B	40.290	31.826	1:11.299	212.6	13:18.026
12	1	2:01.256	35.904	29.659	55.693	255.9	27:07.137	6	1	6:09.127 B	4:11.661	41.574	1:15.892	95.2	19:27.153
13	1	1:59.149	35.343	29.597	54.209	256.5	29:06.286	7	1	8:07.291	6:37.282	32.114	57.895		27:34.444
14	1	1:58.316	35.725	29.194	53.397	256.5	31:04.602	8	1	2:09.354	37.831	32.680	58.843	232.8	29:43.798
56 PORSCHE 996 GT3 RSR 2004 1. Christophe GADAIS GT2B 2. Jean-Marie BELLETESTE							9 1 2:08.878 38.257 31.975 58.646 234.3 31:52.676								
1	1	3:38.807	1:40.841	40.903	1:17.063		3:38.807	67 PORSCHE 997 GT3 RSR 2007 1. Jean-Marc MERLIN GT2B							
							1 1 3:03.741 1:20.680 36.042 1:07.019 3:03.741								
							2 1 2:14.471 40.746 32.887 1:00.838 227.4 5:18.212								



ENDURANCE RACING LEGENDS
DIX MILLE TOURS
QUALIFYING 1

Sector Analysis

Personal Best								Session Best								B Crossing the finish line in pit lane							
Lap	D	Time	Sector 1	Sector 2	Sector 3	T. Spd	Elapsed	Lap	D	Time	Sector 1	Sector 2	Sector 3	T. Spd	Elapsed	Lap	D	Time	Sector 1	Sector 2	Sector 3	T. Spd	Elapsed
71 PAUL RICARD 5.791 m.																							
3	1	2:10.635	39.339	32.082	59.214	233.8	7:28.847	9	1	2:09.408	38.078	32.185	59.145	226.9	22:27.002	10	1	2:08.655	37.466	32.102	59.087	231.3	24:35.657
72 DODGE Viper GTS/R 2000 1. Mr JOHN OF B GT1B 2. Soheil AYARI																							
1	1	3:19.145	1:38.368	36.513	1:04.264		3:19.145	1	1	4:22.201	2:28.504	39.900	1:13.797		4:22.201	2	1	2:35.926	47.437	39.192	1:09.297	162.9	6:58.127
73 PORSCHE 993 GT2 1997 1. Guenther SCHINDLER GT2A																							
1	1	4:46.365	2:56.553	42.462	1:07.350		4:46.365	1	1	3:59.588	2:14.978	38.292	1:06.318		3:59.588	2	1	2:21.429	41.858	35.798	1:03.773	209.7	6:21.017
77 PORSCHE 996 GT3 RSR 2004 1. Michael FÖVENVY GT2B																							
1	1	4:03.855	1:57.488	47.118	1:19.249		4:03.855	1	1	2:12.135	38.917	32.220	1:00.998	225.5	20:41.153	9	1	2:10.912	38.483	32.284	1:00.145	231.3	22:52.065
86 PORSCHE 996 GT3 RS 2003 1. Marc DEVIS GT2B																							
1	1	3:48.195	1:46.047	50.750	1:11.398		3:48.195	1	1	2:09.454	38.499	32.228	58.727	220.4	23:17.419								
92 ASTON MARTIN Vantage GT2 2010 1. Franz WUNDERLICH GT2B																							
1	1	4:04.037	2:16.751	38.446	1:08.840		4:04.037	2	1	2:38.966	50.642	43.188	1:05.136	134.8	6:27.161								
95 FERRARI 430 GTC 2008 1. Charlie REMNANT GT2B																							
1	1	4:22.201	2:28.504	39.900	1:13.797		4:22.201	3	1	2:25.421	45.130	34.930	1:05.361	171.4	9:23.548								
99 PORSCHE 996 GT3 RS 2001 1. Simon EVANS GT2B																							
1	1	3:59.588	2:14.978	38.292	1:06.318		3:59.588	4	1	2:26.717	42.818	35.427	1:05.472	198.5	11:47.265								
100 PORSCHE 993 GT2 1995 1. Didier DENAT GT2A																							
1	1	3:13.692	1:25.259	38.310	1:10.123		3:13.692	1	1	2:23.153	42.213	33.796	1:07.144	211.8	25:58.876								
103 PORSCHE 996 GT3 RS 2003 1. Marc DEVIS GT2B																							
1	1	3:48.195	1:46.047	50.750	1:11.398		3:48.195	1	1	2:09.454	38.499	32.228	58.727	220.4	23:17.419								



ENDURANCE RACING LEGENDS
DIX MILLE TOURS
QUALIFYING 1

Sector Analysis

PAUL RICARD 5.791 m.

■ Personal Best ■ Session Best B Crossing the finish line in pit lane

Lap	D	Time	Sector 1	Sector 2	Sector 3	T. Spd	Elapsed	Lap	D	Time	Sector 1	Sector 2	Sector 3	T. Spd	Elapsed
9	1	2:06.339	37.634	31.562	57.143	229.8	25:23.758								
10	1	2:07.264	37.826	31.360	58.078	223.6	27:31.022								
11	1	2:05.472	37.494	31.542	56.436	232.3	29:36.494								

118 CHEVROLET Corvette Z06 R 2010
1. Alfred MOSER INV

1	1	4:13.317	2:29.649	35.304	1:08.364		4:13.317
2	1	2:23.669	44.239	33.394	1:06.036	210.5	6:36.986
3	1	2:18.395	41.421	32.807	1:04.167	216.9	8:55.381
4	1	2:33.869 B	41.453	33.279	1:19.137	222.7	11:29.250
5	1	3:57.880	2:20.453	33.501	1:03.926		15:27.130
6	1	2:16.234	40.554	33.408	1:02.272	208.5	17:43.364
7	1	2:15.679	40.033	32.561	1:03.085	220.4	19:59.043
8	1	2:18.169	43.029	32.644	1:02.496	214.7	22:17.212
9	1	2:14.742	39.789	32.371	1:02.582	225.5	24:31.954
10	1	2:13.946	40.706	32.065	1:01.175	224.5	26:45.900
11	1	2:18.633	41.779	33.534	1:03.320	224.1	29:04.533
12	1	2:16.032	41.502	32.918	1:01.612	221.8	31:20.565

123 CHEVROLET Corvette Z06 R 2010
1. André WIGET INV

1	1	4:15.489	2:30.604	35.573	1:09.312		4:15.489
2	1	2:23.451	43.692	33.435	1:06.324	210.9	6:38.940
3	1	2:21.962	43.309	33.632	1:05.021	220.9	9:00.902
4	1	2:24.493	44.001	34.447	1:06.045	234.8	11:25.395
5	1	2:20.680	41.293	32.980	1:06.407	226.4	13:46.075
6	1	2:23.056 B	40.020	31.874	1:11.162	237.4	16:09.131
7	1	4:28.672	2:50.830	33.774	1:04.068		20:37.803
8	1	2:16.030	40.774	33.754	1:01.502	233.8	22:53.833
9	1	2:15.848	40.276	33.720	1:01.852	238.4	25:09.681
10	1	2:13.192	39.368	31.965	1:01.859	237.4	27:22.873
11	1	2:12.834	39.099	32.100	1:01.635	242.7	29:35.707
12	1	2:12.636	39.814	32.409	1:00.413	237.9	31:48.343

176 PORSCHE 996 GT3 RSR 2005
1. Jean-Lou RIHON GT2B
2. Nick PADMORE

1	1	3:06.031	1:19.059	39.849	1:07.123		3:06.031
2	1	2:15.204	40.896	32.288	1:02.020	218.6	5:21.235
3	1	2:12.372	39.466	32.037	1:00.869	235.3	7:33.607
4	1	2:10.593	39.373	31.522	59.698	232.3	9:44.200
5	1	2:10.348	38.814	31.225	1:00.309	234.8	11:54.548
6	1	2:15.373	40.716	31.925	1:02.732	233.8	14:09.921
7	1	2:11.727	39.151	31.526	1:01.050	234.3	16:21.648
8	1	2:10.804	39.920	31.637	59.247	236.3	18:32.452
9	1	2:20.961 B	39.053	31.679	1:10.229	232.3	20:53.413
10	1	5:17.256	3:42.023	32.076	1:03.157		26:10.669
11	1	2:12.717	40.150	31.873	1:00.694	236.3	28:23.386
12	1	2:09.207	38.687	31.221	59.299	239.5	30:32.593