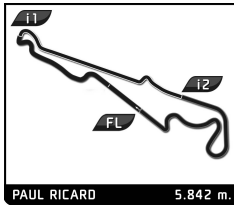


## 2.0L CUP DIX MILLE TOURS RACE

### Sector Analysis

											Personal Best		Session Best		B Crossing the finish line in pit lane	
Lap	D	Time	Sector 1	Sector 2	Sector 3	T. Spd	Elapsed	Lap	D	Time	Sector 1	Sector 2	Sector 3	T. Spd	Elapsed	
<b>3</b>		Porsche 911 2.0L					GTL-ELI									
		1.David CLARK														
		2.Pascal PANDELAAR														
1	1	3:00.744	54.589	52.831	1:13.324		3:00.744	21	1	3:58.126			1:50.208	160.7	1:02:34.034	
2	1	2:51.464	47.515	51.834	1:12.115	181.8	5:52.208	22	1	3:42.754	1:01.169	1:12.596	1:28.989	95.0	1:06:16.788	
3	1	2:52.299	46.326	52.286	1:13.687	182.1	8:44.507	23	1	2:48.470	46.105	49.993	1:12.372	179.1	1:09:05.258	
4	1	2:50.037	46.401	50.894	1:12.742	180.3	11:34.544	24	1	2:46.340	46.151	50.315	<b>1:09.874</b>	183.1	1:11:51.598	
5	1	2:49.336	46.523	50.893	1:11.920	181.8	14:23.880	25	1	2:48.871	46.381	51.193	1:11.297	187.5	1:14:40.469	
6	1	2:51.955	47.022	51.498	1:13.435	183.1	17:15.835	26	1	2:46.166	46.199	<b>49.410</b>	1:10.557	186.5	1:17:26.635	
7	1	2:50.083	47.043	50.820	1:12.220	183.4	20:05.918	27	1	2:47.968	45.649	50.139	1:12.180	184.3	1:20:14.603	
8	1	2:49.908	47.182	50.664	1:12.062	181.2	22:55.826	28	1	2:47.139	45.846	50.053	1:11.240	183.7	1:23:01.742	
9	1	2:49.716	46.782	51.311	1:11.623	181.2	25:45.542	29	1	2:46.346	<b>45.395</b>	49.865	1:11.086	184.9	1:25:48.088	
10	1	2:49.757	46.670	50.906	1:12.181	182.1	28:35.299	30	1	2:47.921	45.798	50.767	1:11.356	183.4	1:28:36.009	
11	1	2:50.636	47.193	51.278	1:12.165	180.0	31:25.935	31	1	2:46.044	45.780	50.208	1:10.056	183.1	1:31:22.053	
12	1	2:50.681	47.554	50.827	1:12.300	182.1	34:16.616									
13	1	2:49.238	46.465	50.898	1:11.875	180.9	37:05.854									
14	1	2:50.559	46.099	51.878	1:12.582	181.2	39:56.413									
15	1	4:59.237	<b>B</b>	47.000	51.447	3:20.790	181.5	44:55.650								
16	2	3:42.845	1:41.461	49.961	1:11.423		48:38.495									
17	2	2:46.452	46.302	49.547	1:10.603	183.7	51:24.947									
18	2	2:49.462	47.217	50.504	1:11.741	183.4	54:14.409									
19	2	3:35.332	48.801	59.345	1:47.186	167.2	57:49.741									
20	2	4:41.228			1:49.899	89.7	1:02:30.969									
21	2	3:33.246	1:00.985	1:06.780	1:25.481	114.2	1:06:04.215									
22	2	2:45.729	45.868	49.745	1:10.116	182.1	1:08:49.944									
23	2	<b>2:44.307</b>	44.982	49.722	<b>1:09.603</b>	183.4	1:11:34.251									
24	2	2:45.195	45.866	49.583	1:09.746	185.2	1:14:19.446									
25	2	2:44.961	45.228	49.895	1:09.838	186.2	1:17:04.407									
26	2	2:45.031	45.162	49.498	1:10.371	185.2	1:19:49.438									
27	2	2:44.484	45.214	<b>49.361</b>	1:09.909	184.3	1:22:33.922									
28	2	2:44.774	<b>44.805</b>	49.616	1:10.353	184.9	1:25:18.696									
29	2	2:45.487	45.419	49.705	1:10.363	184.0	1:28:04.183									
30	2	2:45.058	45.019	49.655	1:10.384	184.6	1:30:49.241									
31	2	2:46.429	45.404	50.057	1:10.968	184.0	1:33:35.670									
<b>5</b>		Porsche 911 2.0L					GTL									
		1.Philippe de CRAENE														
1	1	2:50.059	49.397	49.661	1:11.001		2:50.059									
2	1	2:45.632	45.717	49.749	1:10.166	181.8	5:35.691									
3	1	<b>2:45.349</b>	45.419	49.590	1:10.340	184.9	8:21.040									
4	1	2:46.138	45.748	49.475	1:10.915	183.4	11:07.178									
5	1	2:45.928	45.811	49.503	1:10.614	182.1	13:53.106									
6	1	2:46.465	45.583	49.865	1:11.017	184.6	16:39.571									
7	1	2:46.759	45.821	50.081	1:10.857	182.4	19:26.330									
8	1	2:46.811	45.764	50.181	1:10.866	181.8	22:13.141									
9	1	2:47.210	46.224	50.175	1:10.811	179.4	25:00.351									
10	1	2:47.093	45.919	50.383	1:10.791	181.2	27:47.444									
11	1	2:48.073	45.841	50.348	1:11.884	182.1	30:35.517									
12	1	2:48.999	46.037	50.121	1:12.841	180.3	33:24.516									
13	1	2:47.582	45.826	50.789	1:10.967	181.5	36:12.098									
14	1	2:47.010	45.697	50.435	1:10.878	180.9	38:59.108									
15	1	2:47.910	46.334	50.241	1:11.335	179.4	41:47.018									
16	1	2:46.446	45.992	49.805	1:10.649	181.2	44:33.464									
17	1	2:46.816	45.671	50.122	1:11.023	181.2	47:20.280									
18	1	4:57.108	<b>B</b>	46.243	51.621	3:19.244	182.7	52:17.388								
19	1	3:19.729	1:04.332	58.629	1:16.768		55:37.117									
20	1	2:58.791	50.317	53.275	1:15.199	160.2	58:35.908									
<b>13</b>		Porsche 911 2.0L					GTL									
		1.David NOGAREDA ESTIVI														
1	1	3:07.635	58.261	53.711	1:15.663		3:07.635									
2	1	2:58.721	48.825	54.273	1:15.623	175.9	6:06.356									
3	1	2:58.507	48.994	53.676	1:15.837	168.7	9:04.863									
4	1	2:57.525	48.655	53.332	1:15.538	167.2	12:02.388									
5	1	2:55.716	48.104	52.988	1:14.624	173.4	14:58.104									
6	1	2:53.966	47.703	52.453	1:13.810	172.8	17:52.070									
7	1	2:55.432	48.571	52.695	1:14.166	174.8	20:47.502									
8	1	2:55.163	48.302	52.620	1:14.241	174.2	23:42.665									
9	1	2:55.880	48.254	52.801	1:14.825	170.6	26:38.545									
10	1	2:54.904	48.246	<b>51.912</b>	1:14.746	174.2	29:33.449									
11	1	2:55.947	48.528	52.569	1:14.850	171.4	32:29.396									
12	1	2:55.734	48.267	52.653	1:14.814	169.5	35:25.130									
13	1	2:56.235	48.071	53.064	1:15.100	171.2	38:21.365									
14	1	2:55.193	48.158	52.621	1:14.414	171.2	41:16.558									
15	1	3:05.903	<b>B</b>	<b>47.559</b>	54.096	1:24.248	173.1	44:22.461								
16	1	5:28.839	3:21.018	53.067	1:14.754		49:51.300									
17	1	2:55.033	47.698	52.836	1:14.499	175.3	52:46.333									
18	1	2:57.240	48.892	52.901	1:15.447	172.2	55:43.573									
19	1	2:56.707	48.698	52.818	1:15.191	168.2	58:40.280									
20	1	3:56.387			1:50.690	172.0	1:02:36.667									
21	1	3:42.282	1:01.916	1:11.411	1:28.955	86.0	1:06:18.949									
22	1	2:55.146	48.888	52.877	1:13.381	170.6	1:09:14.095									
23	1	2:55.197	47.850	52.463	1:14.884	175.3	1:12:09.292									
24	1	2:54.771	48.030	53.015	1:13.726	173.9	1:15:04.063									
25	1	2:54.293	47.872	52.131	1:14.290	172.5	1:17:58.356									
26	1	2:54.725	47.668	52.215	1:14.842	175.9	1:20:53.081									
27	1	2:54.409	47.965	51.953	1:14.491	172.0	1:23:47.490									
28	1	2:54.757	48.194	52.536	1:14.027	173.9	1:26:42.247									
29	1	2:54.327	47.856	52.018	1:14.453	174.2	1:29:36.574									
30	1	<b>2:52.970</b>	47.671	52.601	<b>1:12.698</b>	174.2	1:32:29.544									
<b>16</b>		Porsche 911 2.0L					GTL-ELI									
		1.Damien KOHLER														
		2.Marc de SIEBENTHAL														
1	1	2:56.432	52.617	51.129	1:12.686		2:56.432									
2	1	2:49.514	46.872	50.871	1:11.771	177.9	5:45.946									
3	1	2:50.628	46.601	50.606	1:13.421	178.5	8:36.574									
4	1	2:50.383	47.772	50.707	1:11.904	177.3	11:26.957									
5	1	2:49.454	46.792	50.865	1:11.797	177.6	14:16.411									
6	1	2:50.579	47.786	50.739	1:12.054	178.5	17:06.990									
7	1	2:50.076	46.759	51.050	1:12.267	177.6	19:57.066									
8	1	2:49.252	46.919	50.719	1:11.614	177.0	22:46.318									
9	1	2:49.431	46.612	50.807	1:12.012	178.2	25:35.749									
10	1	2:48.989	46.651	50.704	1:11.634	177.6	28:24.738									



## 2.0L CUP DIX MILLE TOURS RACE

### Sector Analysis

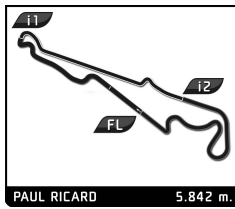
											Personal Best		Session Best		B Crossing the finish line in pit lane	
Lap	D	Time	Sector 1	Sector 2	Sector 3	T. Spd	Elapsed	Lap	D	Time	Sector 1	Sector 2	Sector 3	T. Spd	Elapsed	
11	1	2:50.900	46.611	51.364	1:12.925	179.1	31:15.638	3	1	3:03.608	50.791	55.509	1:17.308	168.7	9:21.795	
12	1	2:50.168	47.343	50.560	1:12.265	178.2	34:05.806	4	1	3:02.100	50.432	54.544	1:17.124	169.5	12:23.895	
13	1	2:49.293	46.384	50.695	1:12.214	179.7	36:55.099	5	1	3:00.944	49.822	54.074	1:17.048	168.7	15:24.839	
14	1	2:49.595	47.201	50.439	1:11.955	179.1	39:44.694	6	1	3:00.397	49.960	54.115	1:16.322	170.6	18:25.236	
15	1	2:49.278	45.595	50.595	1:13.088	181.2	42:33.972	7	1	3:01.348	50.064	54.381	1:16.903	170.6	21:26.584	
16	1	2:48.558	46.280	50.531	1:11.747	180.6	45:22.530	8	1	2:59.792	49.781	53.877	1:16.134	167.7	24:26.376	
17	1	2:48.771	46.190	50.660	1:11.921	178.5	48:11.301	9	1	3:00.185	49.267	54.053	1:16.865	168.5	27:26.561	
18	1	2:54.406	47.369	51.012	1:16.025	179.4	51:05.707	10	1	3:00.305	49.475	53.970	1:16.860	165.1	30:26.866	
19	2	6:35.795	3:22.542	1:22.577	1:50.676		57:41.502	11	1	3:00.735	49.357	53.749	1:17.629	171.7	33:27.601	
20	2	4:41.498			1:53.761	88.3	1:02:23.000	12	1	3:01.717	48.773	54.715	1:18.229	172.2	36:29.318	
21	2	3:04.362	52.456	57.393	1:14.513	132.8	1:05:27.362	13	1	3:00.652	49.964	54.082	1:16.606	170.1	39:29.970	
22	2	2:49.241	47.726	50.310	1:11.205	156.5	1:08:16.603	14	1	3:02.960	49.636	55.166	1:18.158	170.6	42:32.930	
23	2	2:48.129	45.940	50.674	1:11.515	177.6	1:11:04.732	15	1	3:10.438	50.008	55.316	1:25.114	159.3	45:43.368	
24	2	<b>2:45.674</b>	<b>46.189</b>	<b>49.584</b>	<b>1:09.901</b>	178.5	1:13:50.406	16	2	5:33.733	3:29.624	51.655	1:12.454		51:17.101	
25	2	2:47.559	<b>45.461</b>	51.122	1:10.976	181.8	1:16:37.965	17	2	2:56.546	48.359	52.576	1:15.611	175.6	54:13.647	
26	2	2:47.187	45.806	50.664	1:10.717	179.7	1:19:25.152	18	2	3:35.544	48.765	59.548	1:47.231	173.6	57:49.191	
27	2	2:46.338	45.602	50.338	1:10.398	179.7	1:22:11.490	19	2	4:41.470			1:50.307	85.3	1:02:30.661	
28	2	2:46.682	45.832	50.081	1:10.769	179.7	1:24:58.172	20	2	3:32.530	1:00.818	1:06.511	1:25.201	114.4	1:06:03.191	
29	2	2:46.953	45.602	50.253	1:11.098	180.0	1:27:45.125	21	2	<b>2:50.553</b>	47.924	<b>51.290</b>	<b>1:11.339</b>	179.1	1:08:53.744	
30	2	2:46.249	45.643	50.273	1:10.333	180.6	1:30:31.374									
31	2	2:45.712	45.595	50.132	1:09.985	180.3	1:33:17.086									

24 Porsche 911 2.0L							GTL	
1. André LARA RESENDE								
1	1	3:07.018	57.508	53.087	1:16.423		3:07.018	
2	1	2:58.683	48.850	52.920	1:16.913	176.2	6:05.701	
3	1	2:58.456	49.102	53.607	1:15.747	181.5	9:04.157	
4	1	2:58.323	48.688	53.197	1:16.438	178.5	12:02.480	
5	1	2:58.357	49.498	53.522	1:15.337	172.5	15:00.837	
6	1	2:58.519	48.680	54.221	1:15.618	180.3	17:59.356	
7	1	2:57.898	48.592	53.418	1:15.888	179.1	20:57.254	
8	1	2:59.634	49.240	54.398	1:15.996	177.9	23:56.888	
9	1	2:58.079	48.813	53.784	1:15.482	180.9	26:54.967	
10	1	2:58.413	49.904	53.142	1:15.367	181.2	29:53.380	
11	1	2:58.758	49.690	53.195	1:15.873	176.8	32:52.138	
12	1	2:58.827	<b>48.204</b>	54.327	1:16.296	180.9	35:50.965	
13	1	3:02.740	48.619	53.731	1:20.390	179.4	38:53.705	
14	1	5:19.312	3:09.762	53.914	1:15.636		44:13.017	
15	1	2:59.703	49.065	53.885	1:16.753	175.3	47:12.720	
16	1	2:58.032	48.309	53.423	1:16.300	179.7	50:10.752	
17	1	3:22.824	49.897	1:03.865	1:29.062	182.1	53:33.576	
18	1	4:10.422	1:01.385	1:18.129	1:50.908	121.5	57:43.998	
19	1	4:42.211			1:54.183	90.2	1:02:26.209	
20	1	3:35.593	1:00.145	1:08.490	1:26.958	133.3	1:06:01.802	
21	1	6:59.528	4:49.043	53.457	1:17.028		1:13:01.330	
22	1	2:56.805	48.242	52.882	1:15.681	178.8	1:15:58.135	
23	1	2:58.609	48.694	53.872	1:16.043	176.2	1:18:56.744	
24	1	2:57.711	48.658	53.365	1:15.688	178.5	1:21:54.455	
25	1	2:57.107	48.337	53.253	1:15.517	181.2	1:24:51.562	
26	1	<b>2:56.396</b>	48.414	53.429	<b>1:14.553</b>	181.8	1:27:47.958	
27	1	2:56.475	48.253	<b>52.494</b>	1:15.728	182.7	1:30:44.433	
28	1	2:57.354	49.349	53.118	1:14.887	180.9	1:33:41.787	

32 Porsche 911 2.0L							GTL	
1. Marie-Claude FIRMENICH								
2. Benjamin MONNAY								
1	1	3:14.447	1:00.092	56.089	1:18.266		3:14.447	
2	1	3:03.740	50.662	55.028	1:18.050	172.0	6:18.187	

34 Porsche 911 2.0L											GTL	
1. Niklas HALUSA												
2. Andreas HALUSA												
1	1	2:55.521	51.947	51.092	1:12.482		2:55.521					
2	1	2:49.571	46.486	50.509	1:12.576	181.5	5:45.092					
3	1	2:51.381	46.463	50.787	1:14.131	182.1	8:36.473					
4	1	2:51.407	48.244	50.862	1:12.301	180.9	11:27.880					
5	1	2:49.453	46.548	50.897	1:12.008	184.0	14:17.333					
6	1	2:51.625	46.216	50.981	1:14.428	182.7	17:08.958					
7	1	2:50.071	46.810	50.724	1:12.537	179.4	19:59.029					
8	1	2:48.685	46.114	<b>50.238</b>	1:12.333	182.4	22:47.714					
9	1	2:48.975	46.407	50.278	1:12.290	182.1	25:36.689					
10	1	2:48.731	46.180	50.690	1:11.861	183.1	28:25.420					
11	1	2:50.327	46.359	51.014	1:12.954	183.7	31:15.747					
12	1	2:50.435	46.258	51.022	1:13.155	182.7	34:06.182					
13	1	2:49.445	46.421	50.820	1:12.204	182.4	36:55.627					
14	1	<b>2:48.122</b>	45.911	50.778	<b>1:11.433</b>	184.0	39:43.749					
15	1	5:13.930	<b>45.710</b>	51.176	3:37.044	184.0	44:57.679					
16	1	3:15.910	1:06.644	52.939	1:16.327	99.1	48:13.589					
17	1	2:54.425	49.269	51.318	1:13.838	177.3	51:08.014					
18	1	3:04.856	55.427	53.397	1:16.032	142.1	54:12.870					
19	1	3:35.832	48.441	1:00.183	1:47.208	179.7	57:48.702					
20	1	4:41.077			1:50.226	89.3	1:02:29.779					
21	1	3:33.028	1:01.152	1:06.759	1:25.117	116.9	1:06:02.807					
22	1	2:53.616	49.431	51.069	1:13.116	179.1	1:08:56.423					
23	1	2:52.268	46.948	51.440	1:13.880	182.7	1:11:48.691					
24	1	2:49.945	46.360	51.398	1:12.187	184.9	1:14:38.636					
25	1	2:50.862	46.506	50.971	1:13.385	184.9	1:17:29.498					
26	1	2:51.277	47.510	51.204	1:12.563	183.4	1:20:20.775					
27	1	2:51.549	46.553	51.984	1:13.012	183.4	1:23:12.324					
28	1	2:49.590	47.120	50.578	1:11.892	179.1	1:26:01.914					
29	1	2:49.587	46.509	50.385	1:12.693	183.7	1:28:51.501					
30	1	2:49.183	46.710	50.649	1:11.824	183.4	1:31:40.684					

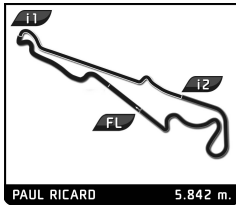
35 Porsche 911 2.0L							GTL			
1. Jean-Pierre GRAVE										
2. Marc DONCIEUX										
1	1	3:08.048	59.162	53.709	1:15.177		3:08.048			
2	1	2:56.889	48.950	52.716	1:15.223	178.2	6:04.937			



## 2.0L CUP DIX MILLE TOURS RACE

### Sector Analysis

										Personal Best		Session Best		B Crossing the finish line in pit lane	
Lap	D	Time	Sector 1	Sector 2	Sector 3	T. Spd	Elapsed	Lap	D	Time	Sector 1	Sector 2	Sector 3	T. Spd	Elapsed
3	1	2:56.079	48.686	52.850	1:14.543	178.8	9:01.016	2	1	2:54.113	48.281	52.952	1:12.880	180.6	5:53.678
4	1	2:57.429	49.004	53.057	1:15.368	176.5	11:58.445	3	1	2:53.599	47.552	52.781	1:13.266	176.8	8:47.277
5	1	2:56.774	48.891	52.772	1:15.111	176.5	14:55.219	4	1	2:53.802	47.810	52.098	1:13.894	176.5	11:41.079
6	1	2:56.088	48.654	52.814	1:14.620	176.8	17:51.307	5	1	2:53.697	48.069	52.470	1:13.158	175.6	14:34.776
7	1	2:55.459	48.405	52.626	1:14.428	175.9	20:46.766	6	1	2:53.943	47.517	52.386	1:14.040	174.5	17:28.719
8	1	2:55.146	48.254	52.523	1:14.369	177.0	23:41.912	7	1	2:53.511	47.618	52.608	1:13.285	177.3	20:22.230
9	1	2:54.538	48.014	52.103	1:14.421	177.6	26:36.450	8	1	2:52.596	47.260	52.341	1:12.995	175.9	23:14.826
10	1	2:56.086	48.564	52.509	1:15.013	177.0	29:32.536	9	1	2:52.780	47.764	52.002	1:13.014	175.9	26:07.606
11	1	2:55.008	48.627	52.010	1:14.371	178.5	32:27.544	10	1	2:53.330	47.578	52.740	1:13.012	175.3	29:00.936
12	1	<b>2:54.022</b>	<b>47.916</b>	<b>51.787</b>	<b>1:14.319</b>	180.0	35:21.566	11	1	2:53.300	47.959	52.208	1:13.133	175.3	31:54.236
13	1	2:55.388	48.311	52.685	1:14.392	180.9	38:16.954	12	1	2:53.977	47.741	52.497	1:13.739	176.2	34:48.213
14	1	2:56.311	48.730	52.753	1:14.828	179.1	41:13.265	13	1	2:53.364	47.678	52.647	1:13.039	173.9	37:41.577
15	1	5:20.340 <b>B</b>	49.011	52.151	3:39.178	177.3	46:33.605	14	1	5:19.716 <b>B</b>	47.457	52.582	3:39.677	176.8	43:01.293
16	1	3:30.128	1:12.855	56.751	1:20.522		50:03.733	15	1	3:10.222	1:03.203	53.300	1:13.719		46:11.515
17	1	3:28.946	55.682	1:04.030	1:29.234	166.9	53:32.679	16	1	2:53.258	47.639	52.171	1:13.448	174.8	49:04.773
18	1	4:09.818	1:00.693	1:18.481	1:50.644	122.3	57:42.497	17	1	2:58.561	48.000	52.389	1:18.172	173.6	52:03.334
19	1	4:43.100			1:55.340	92.9	1:02:25.597	18	1	3:14.185	52.991	1:00.344	1:20.850	149.6	55:17.519
20	1	4:45.528 <b>B</b>	59.649	1:07.823	2:38.056	127.8	1:07:11.125	19	1	3:07.820	52.070	58.286	1:17.464	153.2	58:25.339
21	1	4:19.057	1:42.224	1:04.881	1:31.952		1:11:30.182	20	1	4:07.187			1:49.942	154.1	1:02:32.526
22	1	6:43.673 <b>B</b>	56.364	1:03.585	4:43.724	151.5	1:18:13.855	21	1	3:33.884	1:01.212	1:07.420	1:25.252	102.1	1:06:06.410
<b>37</b> Porsche 911 2.0L 1.Xavier DAYRAUT ELI															
1	1	2:51.532	49.833	50.668	1:11.031		2:51.532	22	1	2:52.954	47.060	<b>51.265</b>	1:14.629	176.8	1:08:59.364
2	1	2:47.478	45.625	51.077	1:10.776	178.8	5:39.010	23	1	2:51.524	<b>46.496</b>	51.701	1:13.327	178.5	1:11:50.888
3	1	2:47.600	45.858	50.788	1:10.954	180.3	8:26.610	24	1	2:54.305	47.995	51.641	1:14.669	180.6	1:14:45.193
4	1	2:47.049	45.560	50.554	1:10.935	179.1	11:13.659	25	1	2:51.443	46.583	52.243	1:12.617	178.8	1:17:36.636
5	1	2:47.084	45.638	50.387	1:11.059	177.6	14:00.743	26	1	2:52.951	47.142	52.060	1:13.749	180.0	1:20:29.587
6	1	2:47.537	45.501	50.752	1:11.284	179.1	16:48.280	27	1	<b>2:51.253</b>	47.171	51.337	1:12.745	176.5	1:23:20.840
7	1	2:47.831	45.542	50.782	1:11.507	179.4	19:36.111	28	1	2:52.711	47.333	52.809	<b>1:12.569</b>	176.8	1:26:13.551
8	1	2:47.193	45.670	50.660	1:10.863	178.2	22:23.304	29	1	2:53.898	46.839	52.288	1:14.771	176.8	1:29:07.449
9	1	2:46.438	45.468	50.420	1:10.550	179.4	25:09.742	30	1	2:53.056	47.197	52.206	1:13.653	175.9	1:32:00.505
10	1	2:47.160	45.599	50.498	1:11.063	180.3	27:56.902	<b>42</b> Porsche 911 2.0L 1.Stephan KOENIG 2.Philipp KOENIG GTL							
11	1	2:47.479	46.362	50.308	1:10.809	182.1	30:44.381	1	1	3:04.760	57.034	53.504	1:14.222		3:04.760
12	1	2:46.530	45.710	50.149	1:10.671	182.1	33:30.911	2	1	2:54.016	47.568	51.915	1:14.533	177.0	5:58.776
13	1	2:48.161	45.776	51.420	1:10.965	181.5	36:19.072	3	1	2:53.120	47.703	52.630	1:12.787	176.5	8:51.896
14	1	2:46.082	<b>45.192</b>	50.480	1:10.410	180.0	39:05.154	4	1	2:52.719	47.375	52.436	1:12.908	174.8	11:44.615
15	1	5:23.304 <b>B</b>	45.278	51.061	3:46.965	180.6	44:28.458	5	1	<b>2:51.367</b>	<b>46.980</b>	51.689	<b>1:12.698</b>	173.6	14:35.982
16	1	3:04.574	1:02.928	50.340	1:11.306		47:33.032	6	1	2:51.994	47.065	51.895	1:13.034	174.5	17:27.976
17	1	<b>2:45.826</b>	45.433	<b>50.135</b>	<b>1:10.258</b>	179.7	50:18.858	7	1	2:52.532	47.273	51.871	1:13.388	175.0	20:20.508
18	1	3:15.311	46.003	1:01.920	1:27.388	180.9	53:34.169	8	1	2:51.670	47.345	<b>51.548</b>	1:12.777	172.8	23:12.178
19	1	4:10.448	1:01.540	1:18.031	1:50.877	120.1	57:44.617	9	1	2:51.922	47.448	51.770	1:12.704	172.5	26:04.100
20	1	4:41.823			1:53.539	91.8	1:02:26.440	10	1	2:52.341	47.118	51.768	1:13.455	173.1	28:56.441
21	1	3:18.213	1:00.370	1:05.337	1:12.506	129.2	1:05:44.653	11	1	2:53.849	47.555	52.594	1:13.700	172.8	31:50.290
22	1	2:47.571	46.104	50.561	1:10.906	176.8	1:08:32.224	12	1	2:53.964	48.093	52.052	1:13.819	170.9	34:44.254
23	1	2:49.633	45.504	52.010	1:12.119	179.7	1:11:21.857	13	1	2:54.431	48.108	52.477	1:13.846	171.4	37:38.685
24	1	2:48.401	46.194	50.809	1:11.398	178.8	1:14:10.258	14	1	2:57.637 <b>B</b>	47.570	52.125	1:17.942	171.2	40:36.322
25	1	2:48.626	45.454	51.031	1:12.141	182.4	1:16:58.884	15	1	5:16.571	3:06.698	53.154	1:16.719	102.9	45:52.893
26	1	2:51.989	46.624	50.868	1:14.497	176.2	1:19:50.873	16	1	2:58.904	49.238	52.892	1:16.774	169.3	48:51.797
27	1	2:50.875	47.545	50.652	1:12.678	175.3	1:22:41.748	17	1	2:59.786	49.515	53.188	1:17.083	170.6	51:51.583
28	1	2:52.638	46.871	52.034	1:13.733	177.3	1:25:34.386	18	1	2:58.219	50.163	53.102	1:14.954	169.3	54:49.802
29	1	2:54.712	48.049	52.807	1:13.856	160.0	1:28:29.098	19	1	3:01.247	49.106	53.551	1:18.590	171.2	57:51.049
30	1	2:54.612	47.818	52.697	1:14.097	168.7	1:31:23.710	20	1	4:40.527			1:49.762	88.1	1:02:31.576
<b>38</b> Porsche 911 2.0L 1.Franck JULIEN GTL															
1	1	2:59.565	53.401	51.855	1:14.309		2:59.565	21	1	3:34.553	1:01.507	1:06.986	1:26.060	104.8	1:06:06.129
26/07/2020 Page 3 / 7															



**2.0L CUP  
DIX MILLE TOURS  
RACE**

**Sector Analysis**

Lap	D	Time	Sector 1	Sector 2	Sector 3	T. Spd	Elapsed
27	1	2:54.513	48.009	52.012	1:14.492	173.4	1:23:43.123
28	1	2:54.996	47.698	52.132	1:15.166	171.7	1:26:38.119
29	1	2:53.678	48.160	51.760	1:13.758	172.8	1:29:31.797
30	1	2:54.268	47.833	52.243	1:14.192	174.8	1:32:26.065

<b>44</b> Porsche 911 2.0L 1.Pascal DUHAMEL 2.Victoire DUHAMEL							
Lap	D	Time	Sector 1	Sector 2	Sector 3	T. Spd	Elapsed
1	1	3:27.277	1:03.426	1:01.581	1:22.270		3:27.277
2	1	3:14.222	53.292	59.630	1:21.300	155.4	6:41.499
3	1	3:15.002	54.466	59.498	1:21.038	157.2	9:56.501
4	1	3:12.100	53.983	58.234	1:19.883	160.7	13:08.601
5	1	9:22.871 <b>B</b>	1:09.142	1:00.457	7:13.272	169.5	22:31.472
6	2	3:28.614	1:09.350	59.269	1:19.995		26:00.086
7	2	11:53.641 <b>B</b>	53.724	59.197	...	163.1	37:53.727
8	2	3:30.728	1:10.388	59.022	1:21.318	92.2	41:24.455
9	2	3:12.136	53.189	<b>57.343</b>	1:21.604	163.6	44:36.591
10	2	<b>3:08.880</b>	<b>52.385</b>	57.406	<b>1:19.089</b>	168.7	47:45.471

<b>55</b> Porsche 911 2.0L 1.Christophe VAN RIET							
Lap	D	Time	Sector 1	Sector 2	Sector 3	T. Spd	Elapsed
1	1	3:08.492 <b>B</b>	56.702	<b>52.952</b>	1:18.838		3:08.492

<b>59</b> Porsche 911 2.0L 1.Shaun LYNN 2.Maxwell LYNN							
Lap	D	Time	Sector 1	Sector 2	Sector 3	T. Spd	Elapsed
1	1	2:53.787	51.293	51.053	1:11.441		2:53.787
2	1	2:48.114	46.088	50.472	1:11.554	185.9	5:41.901
3	1	2:49.477	46.465	50.426	1:12.586	186.5	8:31.378
4	1	2:49.336	46.397	50.687	1:12.252	183.4	11:20.714
5	1	2:47.804	45.989	50.908	1:10.907	185.6	14:08.518
6	1	2:49.941	46.074	50.743	1:13.124	185.9	16:58.459
7	1	2:47.002	45.956	50.075	1:10.971	186.9	19:45.461
8	1	2:47.687	45.976	50.006	1:11.705	187.5	22:33.148
9	1	2:49.933	48.152	50.366	1:11.415	186.2	25:23.081
10	1	2:47.091	45.846	50.012	1:11.233	184.3	28:10.172
11	1	2:47.635	46.003	50.210	1:11.422	185.6	30:57.807
12	1	2:47.107	45.669	50.359	1:11.079	186.2	33:44.914
13	1	2:59.576	45.823	50.317	1:23.436	187.2	36:44.490
14	1	4:59.303 <b>B</b>	46.001	51.052	3:22.250	185.9	41:43.793
15	2	3:06.329	1:03.046	51.100	1:12.183		44:50.122
16	2	2:48.458	46.201	50.501	1:11.756	184.3	47:38.580
17	2	2:47.543	45.931	50.484	1:11.128	185.6	50:26.123
18	2	3:09.120	46.768	54.945	1:27.407	185.2	53:35.243
19	2	4:10.279	1:01.427	1:17.668	1:51.184	120.0	57:45.522
20	2	4:41.667			1:53.505	93.5	1:02:27.189
21	2	3:31.480	1:00.412	1:07.995	1:23.073	123.6	1:05:58.669
22	2	2:48.060	47.039	50.402	1:10.619	167.7	1:08:46.729
23	2	2:46.832	45.764	50.109	1:10.959	184.6	1:11:33.561
24	2	2:48.080	47.803	49.952	1:10.325	185.9	1:14:21.641
25	2	2:45.242	44.999	49.750	1:10.493	187.8	1:17:06.883
26	2	2:44.974	45.177	49.737	1:10.060	187.2	1:19:51.857
27	2	2:47.032	45.855	49.702	1:11.475	185.9	1:22:38.889
28	2	2:45.809	45.405	50.042	1:10.362	185.6	1:25:24.698
29	2	<b>2:44.634</b>	45.082	49.629	<b>1:09.923</b>	185.9	1:28:09.332
30	2	2:44.854	<b>44.942</b>	<b>49.562</b>	1:10.350	186.9	1:30:54.186
31	2	2:45.972	45.305	49.645	1:11.022	186.9	1:33:40.158

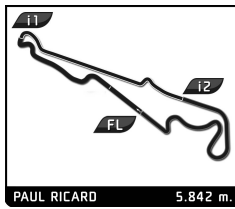
■ Personal Best ■ Session Best ■ Crossing the finish line in pit lane

<b>63</b> Porsche 911 2.0L 1.Jean-Marc BUSSOLINI							
Lap	D	Time	Sector 1	Sector 2	Sector 3	T. Spd	Elapsed
1	1	3:02.361	55.579	52.573	1:14.209		3:02.361
2	1	2:54.742	47.683	<b>51.848</b>	1:15.211	179.4	5:57.103
3	1	2:54.677	48.231	51.870	1:14.576	178.5	8:51.780
4	1	2:54.856	<b>47.309</b>	53.228	1:14.319	179.1	11:46.636
5	1	2:54.895	48.017	52.366	1:14.512	177.6	14:41.531
6	1	2:57.456	48.294	53.223	1:15.939	178.2	17:38.987
7	1	3:00.478	50.158	54.579	1:15.741	158.4	20:39.465
8	1	2:57.444	48.761	53.839	1:14.844	161.2	23:36.909
9	1	2:56.342	48.478	52.472	1:15.392	173.1	26:33.251
10	1	2:55.085	48.142	52.309	1:14.634	177.6	29:28.336
11	1	2:54.623	47.944	52.039	1:14.640	177.9	32:22.959
12	1	2:55.320	47.538	52.567	1:15.215	177.6	35:18.279
13	1	3:07.997	1:01.050	52.241	1:14.706	177.9	38:26.276
14	1	3:01.642 <b>B</b>	47.930	52.126	1:21.586	178.2	41:27.918
15	1	5:09.507	3:02.652	52.470	1:14.385		46:37.425
16	1	2:54.799	47.871	52.185	1:14.743	179.4	49:32.224
17	1	2:59.548	49.480	52.888	1:17.180	177.9	52:31.772
18	1	3:05.840	50.537	58.406	1:16.897	174.8	55:37.612
19	1	3:00.444	50.406	53.755	1:16.283	152.3	58:38.056
20	1	3:56.259			1:50.277	162.4	1:02:34.315
21	1	3:43.605	1:02.158	1:11.787	1:29.660	88.5	1:06:17.920
22	1	2:55.162	49.053	52.337	1:13.772	177.0	1:09:13.082
23	1	2:54.927	48.058	52.510	1:14.359	180.3	1:12:08.009
24	1	2:54.949	47.849	52.606	1:14.494	180.6	1:15:02.958
25	1	2:54.281	48.190	52.050	1:14.041	177.9	1:17:57.239
26	1	2:54.732	47.796	52.383	1:14.553	178.8	1:20:51.971
27	1	2:54.455	47.908	52.014	1:14.533	177.6	1:23:46.426
28	1	2:54.894	48.298	52.342	1:14.254	177.6	1:26:41.320
29	1	2:54.198	48.101	51.883	1:14.214	176.5	1:29:35.518
30	1	<b>2:53.066</b>	47.586	51.920	<b>1:13.560</b>	179.4	1:32:28.584

<b>64</b> Porsche 911 2.0L 1.Andrew SMITH 2.Oliver BRYANT							
Lap	D	Time	Sector 1	Sector 2	Sector 3	T. Spd	Elapsed
1	1	2:48.617	48.265	50.072	1:10.280		2:48.617
2	1	2:45.639	45.194	49.985	1:10.460	179.1	5:34.256
3	1	2:45.304	45.360	50.022	1:09.922	178.5	8:19.560
4	1	2:45.449	45.139	49.870	1:10.440	178.5	11:05.009
5	1	2:45.409	45.295	49.903	1:10.211	177.6	13:50.418
6	1	2:45.222	45.147	49.846	1:10.229	178.2	16:35.640
7	1	2:45.309	45.123	49.851	1:10.335	177.6	19:20.949
8	1	2:45.069	45.053	49.881	1:10.135	178.2	22:06.018
9	1	2:45.065	45.190	49.879	1:09.996	177.3	24:51.083
10	1	2:45.448	45.224	49.849	1:10.375	178.8	27:36.531
11	1	2:45.528	45.305	49.828	1:10.395	179.7	30:22.059
12	1	2:45.541	45.183	49.979	1:10.379	180.0	33:07.600
13	1	2:53.437 <b>B</b>	44.955	49.915	1:18.567	180.0	36:01.037
14	2	5:46.413	3:46.563	50.109	1:09.741		41:47.450
15	2	2:46.377	45.993	49.758	1:10.626	181.5	44:33.827
16	2	2:46.411	45.937	50.041	1:10.433	181.8	47:20.238
17	2	2:47.395	46.505	50.596	1:10.294	180.3	50:07.633
18	2	3:25.424	52.346	1:04.075	1:29.003	180.9	53:33.057
19	2	4:10.387	1:01.060	1:18.482	1:50.845	118.6	57:43.444
20	2	4:42.445			1:54.643	92.9	1:02:25.889
21	2	3:11.664	59.870	1:01.721	1:10.073	129.2	1:05:37.553



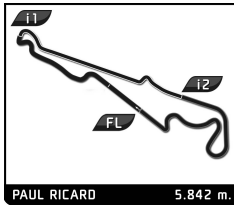




## 2.0L CUP DIX MILLE TOURS RACE

### Sector Analysis

							<span style="color: green;">■</span> Personal Best <span style="color: purple;">■</span> Session Best <span style="color: blue;">■</span> Crossing the finish line in pit lane								
Lap	D	Time	Sector 1	Sector 2	Sector 3	T. Spd	Elapsed	Lap	D	Time	Sector 1	Sector 2	Sector 3	T. Spd	Elapsed
1	1	2:52.491	51.393	50.145	1:10.953		2:52.491	25	1	2:48.185	45.566	50.362	1:12.257	184.3	1:14:43.041
2	1	2:46.076	45.410	49.746	1:10.920	185.9	5:38.567	26	1	2:47.466	45.651	50.508	1:11.307	184.9	1:17:30.507
3	1	2:46.966	45.862	50.043	1:11.061	187.2	8:25.533	27	1	2:48.299	46.217	50.347	1:11.735	183.7	1:20:18.806
4	1	2:46.977	45.703	50.174	1:11.100	187.8	11:12.510	28	1	2:46.844	45.976	50.041	1:10.827	182.7	1:23:05.650
5	1	2:46.491	45.421	49.918	1:11.152	186.2	13:59.001	29	1	2:47.725	45.872	50.258	1:11.595	181.8	1:25:53.375
6	1	2:46.995	45.583	50.220	1:11.192	185.2	16:45.996	30	1	2:49.062	46.833	50.425	1:11.804	182.1	1:28:42.437
7	1	2:47.108	45.761	49.813	1:11.534	185.2	19:33.104	31	1	2:48.313	46.134	50.735	1:11.444	181.2	1:31:30.750
8	1	2:47.830	45.817	50.371	1:11.642	186.9	22:20.934								
9	1	2:47.742	45.640	50.195	1:11.907	186.2	25:08.676								
10	1	2:47.903	46.192	50.397	1:11.314	185.2	27:56.579								
11	1	2:47.413	45.697	50.278	1:11.438	186.9	30:43.992								
12	1	2:48.257	45.704	50.096	1:12.457	186.9	33:32.249								
13	1	2:47.771	46.576	49.995	1:11.200	187.2	36:20.020								
14	1	2:46.193	45.583	49.780	1:10.830	187.8	39:06.213								
15	1	2:46.930	45.532	50.041	1:11.357	188.5	41:53.143								
16	1	2:47.419	45.687	49.821	1:11.911	186.5	44:40.562								
17	1	2:47.117	45.734	50.231	1:11.152	186.9	47:27.679								
18	1	2:45.751	45.266	49.594	1:10.891	187.5	50:13.430								
19	1	5:36.561 <b>B</b>	48.050	1:03.497	3:45.014	187.8	55:49.991								
20	1	3:36.135	1:11.861	1:02.233	1:22.041		59:26.126								
21	1	3:12.336			1:17.774	139.5	1:02:38.462								
22	1	3:40.684	1:00.775	1:11.625	1:28.284	97.2	1:06:19.146								
23	1	2:46.720	45.973	49.525	1:11.222	187.8	1:09:05.866								
24	1	2:46.570	46.540	49.855	1:10.175	187.8	1:11:52.436								
25	1	2:48.286	45.757	50.992	1:11.537	190.1	1:14:40.722								
26	1	2:46.637	46.560	49.278	1:10.799	190.8	1:17:27.359								
27	1	2:49.903	45.349	50.087	1:14.467	189.1	1:20:17.262								
28	1	2:45.317	44.802	49.656	1:10.859	188.2	1:23:02.579								
29	1	2:46.650	45.283	50.469	1:10.898	188.5	1:25:49.229								
30	1	2:47.216	45.150	50.237	1:11.829	189.5	1:28:36.445								
31	1	2:46.603	45.814	49.963	1:10.826	189.5	1:31:23.048								
<b>82</b> Porsche 911 2.0L 1.Uwe KOLB 2.Patrick KOLB GTL															
1	1	2:59.771	54.191	52.107	1:13.473		2:59.771	1	1	2:59.771	54.191	52.107	1:13.473		2:59.771
2	1	2:52.488	48.057	51.345	1:13.086	179.1	5:52.259	2	1	2:52.488	48.057	51.345	1:13.086	179.1	5:52.259
3	1	2:50.906	46.932	51.962	1:12.012	176.2	8:43.165	3	1	2:50.906	46.932	51.962	1:12.012	176.2	8:43.165
4	1	2:50.005	46.305	51.188	1:12.512	176.5	11:33.170	4	1	2:50.005	46.305	51.188	1:12.512	176.5	11:33.170
5	1	2:49.684	45.958	51.478	1:12.248	176.2	14:22.854	5	1	2:49.684	45.958	51.478	1:12.248	176.2	14:22.854
6	1	2:50.835	46.763	51.009	1:13.063	176.5	17:13.689	6	1	2:50.835	46.763	51.009	1:13.063	176.5	17:13.689
7	1	2:50.496	46.718	51.269	1:12.509	175.0	20:04.185	7	1	2:50.496	46.718	51.269	1:12.509	175.0	20:04.185
8	1	2:50.787	47.078	51.316	1:12.393	172.8	22:54.972	8	1	2:50.787	47.078	51.316	1:12.393	172.8	22:54.972
9	1	2:49.692	46.399	51.143	1:12.150	175.9	25:44.664	9	1	2:49.692	46.399	51.143	1:12.150	175.9	25:44.664
10	1	2:50.099	46.154	51.296	1:12.649	176.5	28:34.763	10	1	2:50.099	46.154	51.296	1:12.649	176.5	28:34.763
11	1	2:50.559	47.177	51.414	1:11.968	178.2	31:25.322	11	1	2:50.559	47.177	51.414	1:11.968	178.2	31:25.322
12	1	2:49.010	46.292	50.711	1:12.007	176.5	34:14.332	12	1	2:49.010	46.292	50.711	1:12.007	176.5	34:14.332
13	1	2:49.335	46.297	51.283	1:11.755	176.8	37:03.667	13	1	2:49.335	46.297	51.283	1:11.755	176.8	37:03.667
14	1	2:50.733	46.591	51.795	1:12.347	174.8	39:54.400	14	1	2:50.733	46.591	51.795	1:12.347	174.8	39:54.400
15	1	2:50.767	46.743	51.682	1:12.342	174.8	42:45.167	15	1	2:50.767	46.743	51.682	1:12.342	174.8	42:45.167
16	1	2:51.099	46.794	51.382	1:12.923	174.8	45:36.266	16	1	2:51.099	46.794	51.382	1:12.923	174.8	45:36.266
17	1	2:52.678	47.139	51.945	1:13.594	175.0	48:28.944	17	1	2:52.678	47.139	51.945	1:13.594	175.0	48:28.944
18	1	2:56.275 <b>B</b>	47.498	51.454	1:17.323	174.5	51:25.219	18	1	2:56.275 <b>B</b>	47.498	51.454	1:17.323	174.5	51:25.219
19	1	6:22.463	3:17.076	1:15.278	1:50.109		57:47.682	19	1	6:22.463	3:17.076	1:15.278	1:50.109		57:47.682
20	1	4:41.057			1:51.072	89.5	1:02:28.739	20	1	4:41.057			1:51.072	89.5	1:02:28.739
21	1	3:33.246	1:00.995	1:07.049	1:25.202	116.8	1:06:01.985	21	1	3:33.246	1:00.995	1:07.049	1:25.202	116.8	1:06:01.985
22	1	3:04.304	52.406	54.971	1:16.927	166.2	1:09:06.289	22	1	3:04.304	52.406	54.971	1:16.927	166.2	1:09:06.289
23	1	3:00.511	50.157	53.952	1:16.402	167.4	1:12:06.800	23	1	3:00.511	50.157	53.952	1:16.402	167.4	1:12:06.800
24	1	3:01.728	50.059	55.651	1:16.018	172.8	1:15:08.528	24	1	3:01.728	50.059	55.651	1:16.018	172.8	1:15:08.528
25	1	3:01.051	49.236	55.022	1:16.793	175.6	1:18:09.579	25	1	3:01.051	49.236	55.022	1:16.793	175.6	1:18:09.579
26	1	3:00.417	49.802	54.175	1:16.440	171.7	1:21:09.996	26	1	3:00.417	49.802	54.175	1:16.440	171.7	1:21:09.996
27	1	3:00.666	49.458	54.361	1:16.847	172.5	1:24:10.662	27	1	3:00.666	49.458	54.361	1:16.847	172.5	1:24:10.662
28	1	3:00.934	49.839	54.457	1:16.638	173.4	1:27:11.596	28	1	3:00.934	49.839	54.457	1:16.638	173.4	1:27:11.596
29	1	2:59.330	49.614	54.239	1:15.477	171.2	1:30:10.926	29	1	2:59.330	49.614	54.239	1:15.477	171.2	1:30:10.926
30	1	2:58.538	49.264	54.452	1:14.822	173.1	1:33:09.464	30	1	2:58.538	49.264	54.452	1:14.822	173.1	1:33:09.464
<b>94</b> Porsche 911 2.0L 1.Georges VERQUIN GTL															
1	1	3:11.378	1:00.578	54.780	1:16.020		3:11.378	1	1	3:11.378	1:00.578	54.780	1:16.020		3:11.378
2	1	2:59.362	49.068	54.608	1:15.686	181.8	6:10.740	2	1	2:59.362	49.068	54.608	1:15.686	181.8	6:10.740
3	1	2:56.784	49.053	52.923	1:14.808	175.6	9:07.524	3	1	2:56.784	49.053	52.923	1:14.808	175.6	9:07.524
4	1	2:56.624	48.727	52.536	1:15.361	179.7	12:04.148	4	1	2:56.624	48.727	52.536	1:15.361	179.7	12:04.148
5	1	2:57.958	48.738	52.991	1:16.229	177.9	15:02.106	5	1	2:57.958	48.738	52.991	1:16.229	177.9	15:02.106
6	1	2:58.249	48.018	55.012	1:15.219	179.1	18:00.355	6	1	2:58.249	48.018	55.012	1:15.219	179.1	18:00.355
7	1	2:58.206	48.723	52.695	1:16.788	180.0	20:58.561	7	1	2:58.206	48.723	52.695	1:16.788	180.0	20:58.561
8	1	2:56.951	48.500	52.873	1:15.578	178.2	23:55.512	8	1	2:56.951	48.500	52.873	1:15.578	178.2	23:55.512
9	1	2:58.737	49.276	53.573	1:15.888	176.2	26:54.249	9	1	2:58.737	49.276	53.573	1:15.888	176.2	26:54.249
10	1	3:01.887	50.917	54.992	1:15.978	176.8	29:56.136	10	1	3:01.887	50.917	54.992	1:15.978	176.8	29:56.136
11	1	2:59.263	49.258	53.886	1:16.119	177.0	32:55.399	11	1	2:59.263	49.258	53.886	1:16.119	177.0	32:55.399
12	1	2:59.778	50.386	53.194	1:16.198	178.8	35:55.177	12	1	2:59.778	50.386	53.194	1:16.198	178.8	35:55.177
13	1	3:02.397	50.740	53.420	1:18.237	172.0	38:57.574	13	1	3:02.397	50.740	53.420	1:18.237	172.0	38:57.574
14	1														



## 2.0L CUP DIX MILLE TOURS RACE

### Sector Analysis

													■ Personal Best		■ Session Best		■ B Crossing the finish line in pit lane	
Lap	D	Time	Sector 1	Sector 2	Sector 3	T. Spd	Elapsed	Lap	D	Time	Sector 1	Sector 2	Sector 3	T. Spd	Elapsed			
15	1	5:20.080	B 49.642	54.886	3:35.552	175.6	47:21.179											
<b>123</b>		Porsche 911 2.0L 1.Charles RUPP 2.François JAKUBOWSKI														GTL		
1	1	3:03.578	55.254	53.485	1:14.839		3:03.578											
2	1	2:54.903	48.158	52.260	1:14.485	177.9	5:58.481											
3	1	2:54.473	47.670	52.508	1:14.295	176.8	8:52.954											
4	1	2:54.390	47.745	53.283	1:13.362	174.5	11:47.344											
5	1	2:54.627	47.796	52.565	1:14.266	176.2	14:41.971											
6	1	2:55.954	48.227	53.280	1:14.447	176.8	17:37.925											
7	1	2:55.566	47.789	53.482	1:14.295	173.6	20:33.491											
8	1	2:56.109	48.601	52.422	1:15.086	168.5	23:29.600											
9	1	2:56.301	48.760	52.717	1:14.824	172.2	26:25.901											
10	1	2:55.041	48.033	52.825	1:14.183	164.1	29:20.942											
11	1	2:55.038	48.217	52.569	1:14.252	175.3	32:15.980											
12	1	2:54.277	47.743	52.161	1:14.373	174.8	35:10.257											
13	1	2:53.840	48.007	51.742	1:14.091	170.1	38:04.097											
14	1	5:17.826	B 47.610	55.347	3:34.869	176.8	43:21.923											
15	2	3:11.283	1:06.062	51.739	1:13.482		46:33.206											
16	2	2:52.214	46.701	53.188	1:12.325	180.6	49:25.420											
17	2	2:52.732	46.565	50.674	1:15.493	180.9	52:18.152											
18	2	3:03.352	50.870	55.169	1:17.313	172.8	55:21.504											
19	2	3:04.220	49.532	57.511	1:17.177	175.9	58:25.724											
20	2	4:07.254			1:49.604	151.7	1:02:32.978											
21	2	3:34.440	1:01.524	1:07.750	1:25.166	103.8	1:06:07.418											
22	2	2:50.795	48.107	50.910	1:11.778	170.9	1:08:58.213											
23	2	2:49.617	45.954	50.796	1:12.867	183.4	1:11:47.830											
24	2	2:48.614	45.874	50.693	1:12.047	180.9	1:14:36.444											
25	2	2:49.294	46.156	51.200	1:11.938	183.7	1:17:25.738											
26	2	2:48.273	46.023	50.254	1:11.996	183.7	1:20:14.011											
27	2	<b>2:47.266</b>	45.925	50.310	<b>1:11.031</b>	183.7	1:23:01.277											
28	2	2:49.224	46.282	51.495	1:11.447	183.4	1:25:50.501											
29	2	2:47.377	45.712	<b>50.223</b>	1:11.442	184.9	1:28:37.878											
30	2	2:47.650	<b>45.487</b>	50.384	1:11.779	184.9	1:31:25.528											
<b>919</b>		Porsche 911 2.0L 1.Robert HAUG														GTL		
1	1	3:50.630	B 1:01.543	<b>1:11.718</b>	1:37.369		3:50.630											