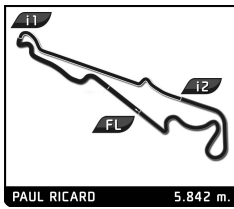


THE GREATEST'S TROPHY
DIX MILLE TOURS
RACE 2

Sector Analysis

— Invalidated Lap ■ Personal Best ■ Session Best B Crossing the finish line in the pit lane

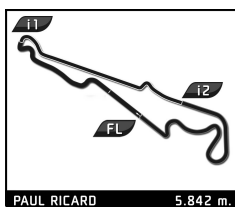
Lap	D	Time	Sector 1	Sector 2	Sector 3	T.Spd	Elapsed	Lap	D	Time	Sector 1	Sector 2	Sector 3	T.Spd	Elapsed
5															
1.Alain VÖGELE															
FERRARI 250 GT Berlinetta 1960															
GTS7B															
1	1	3:00.073	54.281	50.452	1:15.340		3:00.073	4	1	3:04.234	50.707	56.359	1:17.168	168.7	12:29.771
2	1	2:48.322	45.829	49.779	1:12.714	188.2	5:48.395	5	1	3:03.438	50.634	56.550	1:16.254	161.2	15:33.209
3	1	2:48.543	46.615	50.625	1:11.303	184.3	8:36.938	6	1	3:02.833	50.242	56.303	1:16.288	159.8	18:36.042
4	1	2:48.545	45.920	50.114	1:12.511	186.2	11:25.483	7	1	3:01.968	50.486	55.115	1:16.367	166.7	21:38.010
5	1	2:47.187	45.789	50.066	1:11.332	191.5	14:12.670	8	1	3:03.412	50.110	56.023	1:17.279	167.4	24:41.422
6	1	2:47.480	45.716	50.068	1:11.696	193.5	17:00.150	9	1	3:01.202	49.467	55.605	1:16.130	159.5	27:42.624
7	1	2:48.623	46.429	50.568	1:11.626	187.5	19:48.773	10	1	3:00.216	49.212	55.520	1:15.484	165.1	30:42.840
8	1	2:47.358	45.574	50.426	1:11.358	194.9	22:36.131	11	1	3:01.491	50.057	55.157	1:16.277	154.9	33:44.331
9	1	2:47.184	45.270	50.456	1:11.458	199.3	25:23.315	12	1	3:02.147	50.694	54.950	1:16.503	153.2	36:46.478
10	1	2:46.352	44.975	50.523	1:10.854	200.4	28:09.667	13	1	2:59.899	49.796	54.937	1:15.166	166.9	39:46.377
11	1	2:46.470	45.936	49.717	1:10.817	188.2	30:56.137								
12	1	2:47.736	45.289	50.260	1:12.187	200.0	33:43.873								
13	1	2:48.105	45.276	50.413	1:12.416	188.2	36:31.978								
14	1	2:48.990	45.328	49.951	1:13.711	196.0	39:20.968								
14															
1.Carlos MONTEVERDE															
2.Gary PEARSON															
JAGUAR Type E 3.8L Lightweight 1963															
GTS12															
1	1	2:46.501	49.674	49.217	1:07.610		2:46.501	1	1	3:13.396	58.913	56.610	1:17.873		3:13.396
2	1	2:36.481	42.778	47.209	1:06.494	206.9	5:22.982	2	1	3:02.603	49.411	56.193	1:16.999	165.4	6:15.999
3	1	2:39.789	42.799	47.375	1:09.615	213.4	8:02.771	3	1	3:02.983	49.243	55.876	1:17.864	169.8	9:18.982
4	1	2:38.473	43.707	47.066	1:07.700	199.6	10:41.244	4	1	3:00.979	48.908	55.487	1:16.584	172.2	12:19.961
5	1	2:36.604	42.773	46.807	1:07.024	209.3	13:17.848	5	1	3:01.715	49.177	55.444	1:17.094	173.4	15:21.676
6	1	2:38.423	43.004	48.049	1:07.370	212.6	15:56.271	6	1	3:00.145	48.566	55.312	1:16.267	174.2	18:21.821
7	1	2:38.653	43.939	47.718	1:06.996	204.5	18:34.924	7	1	2:59.863	48.497	55.257	1:16.109	174.2	21:21.684
8	1	2:38.448	43.309	47.961	1:07.178	208.5	21:13.372	8	1	2:59.175	48.889	55.032	1:15.254	168.7	24:20.859
9	1	2:38.502	43.694	47.785	1:07.023	192.5	23:51.874	9	1	3:01.149	49.761	55.295	1:16.093	175.9	27:22.008
10	1	2:39.709	43.360	47.980	1:08.369	206.5	26:31.583	10	1	2:59.469	48.845	54.994	1:15.630	174.5	30:21.477
11	1	2:39.328	44.002	48.035	1:07.291	201.5	29:10.911	11	1	2:59.985	49.250	55.625	1:15.110	177.0	33:21.462
12	1	2:40.335	43.802	47.626	1:08.907	203.8	31:51.246	12	1	2:58.733	48.613	54.912	1:15.208	174.2	36:20.195
13	1	2:42.113	44.086	49.390	1:08.637	202.6	34:33.359	13	1	2:59.842	49.300	55.156	1:15.386	175.0	39:20.037
14	1	2:41.076	43.715	48.420	1:08.941	207.3	37:14.435								
41															
1.Jan GIJZEN															
FERRARI 275 GTB 4 1966															
GTS12															
1	1	3:05.163	1:03.046	51.594	1:10.523		3:05.163	1	1	3:05.163	1:03.046	51.594	1:10.523		3:05.163
2	1	2:47.655	47.768	49.294	1:10.593	184.0	5:52.818	2	1	2:47.655	47.768	49.294	1:10.593	184.0	5:52.818
3	1	2:46.498	45.624	50.262	1:10.612	199.6	8:39.316	3	1	2:46.498	45.624	50.262	1:10.612	199.6	8:39.316
4	1	2:44.238	45.631	48.618	1:09.989	189.5	11:23.554	4	1	2:44.238	45.631	48.618	1:09.989	189.5	11:23.554
5	1	2:44.425	45.599	49.400	1:09.426	199.6	14:07.979	5	1	2:44.425	45.599	49.400	1:09.426	199.6	14:07.979
6	1	2:43.627	44.743	49.905	1:08.979	203.0	16:51.606	6	1	2:43.627	44.743	49.905	1:08.979	203.0	16:51.606
7	1	2:43.832	45.659	49.276	1:08.897	194.6	19:35.438	7	1	2:43.832	45.659	49.276	1:08.897	194.6	19:35.438
8	1	2:43.385	45.092	49.562	1:08.731	201.1	22:18.823	8	1	2:43.385	45.092	49.562	1:08.731	201.1	22:18.823
9	1	2:42.329	44.998	48.534	1:08.797	204.9	25:01.152	9	1	2:42.329	44.998	48.534	1:08.797	204.9	25:01.152
10	1	2:42.220	45.241	48.959	1:08.020	193.5	27:43.372	10	1	2:42.220	45.241	48.959	1:08.020	193.5	27:43.372
11	1	2:41.251	44.394	48.368	1:08.489	206.5	30:24.623	11	1	2:41.251	44.394	48.368	1:08.489	206.5	30:24.623
12	1	2:43.057	45.163	48.769	1:09.125	188.8	33:07.680	12	1	2:43.057	45.163	48.769	1:09.125	188.8	33:07.680
13	1	2:43.271	45.140	49.397	1:08.734	202.6	35:50.951	13	1	2:43.271	45.140	49.397	1:08.734	202.6	35:50.951
14	1	2:42.770	44.869	49.195	1:08.706	200.0	38:33.721	14	1	2:42.770	44.869	49.195	1:08.706	200.0	38:33.721
43															
1.Jean CLEMENT															
BIZZARRINI 5300 GT 1965															
TSRC12															
1	1	2:46.209	50.259	47.340	1:08.610		2:46.209	1	1	2:46.209	50.259	47.340	1:08.610		2:46.209
2	1	2:39.983	43.624	48.047	1:08.312	209.7	5:26.192	2	1	2:39.983	43.624	48.047	1:08.312	209.7	5:26.192
3	1	2:41.335	44.138	48.657	1:08.540	213.4	8:07.527	3	1	2:41.335	44.138	48.657	1:08.540	213.4	8:07.527
4	1	2:40.452	43.957	48.015	1:08.480	213.0	10:47.979	4	1	2:40.452	43.957	48.015	1:08.480	213.0	10:47.979
5	1	2:40.350	43.663	48.135	1:08.552	210.1	13:28.329	5	1	2:40.350	43.663	48.135	1:08.552	210.1	13:28.329
6	1	2:40.802	43.437	47.795	1:09.570	215.6	16:09.131	6	1	2:40.802	43.437	47.795	1:09.570	215.6	16:09.131
45															
1.Carlo VÖGELE															
ALFA ROMEO Giulia TZ 1964															
GTS10															
1	1	2:48.900	50.818	49.064	1:09.018		2:48.900	1	1	2:48.900	50.818	49.064	1:09.018		2:48.900
2	1	2:41.673	43.905	48.842	1:08.926	203.4	5:30.573	2	1	2:41.673	43.905	48.842	1:08.926	203.4	5:30.573



THE GREATEST'S TROPHY
DIX MILLE TOURS
RACE 2

Sector Analysis

___ Invalidated Lap								■ Personal Best		■ Session Best		B Crossing the finish line in the pit lane					
Lap	D	Time	Sector 1	Sector 2	Sector 3	T.Spd	Elapsed	Lap	D	Time	Sector 1	Sector 2	Sector 3	T.Spd	Elapsed		
BIZZARRINI 5300 GT 1965																	
TSRC12																	
46		1.Christian BOURIEZ															
1	1	2:43.496	48.057	47.500	1:07.939		2:43.496	9	1	2:52.723	46.811	52.994	1:12.918	186.9	26:05.329		
2	1	2:38.546	43.273	47.803	1:07.470	190.1	5:22.042	10	1	2:52.471	47.225	52.539	1:12.707	183.4	28:57.800		
3	1	2:40.627	43.238	47.530	1:09.859	209.3	8:02.669	11	1	2:55.878	47.856	53.114	1:14.908	182.4	31:53.678		
4	1	2:38.643	43.335	47.263	1:08.045	203.4	10:41.312	12	1	2:53.290	46.803	52.781	1:13.706	186.9	34:46.968		
5	1	2:39.351	43.841	46.774	1:08.736	181.5	13:20.663	13	1	2:53.430	47.666	52.926	1:12.838	185.9	37:40.398		
6	1	2:39.940	43.910	47.973	1:08.057	185.6	16:00.603										
7	1	2:40.193	44.037	48.665	1:07.491	184.0	18:40.796										
8	1	2:41.401	44.061	48.987	1:08.353	189.1	21:22.197										
9	1	2:40.380	43.687	48.442	1:08.251	190.8	24:02.577										
10	1	2:39.441	43.552	47.590	1:08.299	194.9	26:42.018										
11	1	2:39.579	44.242	47.136	1:08.201	186.9	29:21.597										
12	1	2:40.241	43.732	48.068	1:08.441	189.5	32:01.838										
13	1	2:40.011	44.045	47.606	1:08.360	189.8	34:41.849										
14	1	2:38.970	43.802	47.592	1:07.576	187.5	37:20.819										
FERRARI 250 GT Berlinetta 1962																	
GTS7BB																	
47		1.Jean-Jacques BALLY															
1	1	3:01.538	57.818	51.416	1:12.304		3:01.538										
2	1	2:50.346	46.542	51.198	1:12.606	181.5	5:51.884										
3	1	2:51.503	47.199	51.678	1:12.626	197.4	8:43.387										
4	1	2:49.916	46.660	51.046	1:12.210	190.8	11:33.303										
5	1	2:50.442	46.308	51.079	1:13.055	188.8	14:23.745										
6	1	2:50.857	46.502	51.291	1:13.064	188.2	17:14.602										
7	1	2:51.397	47.236	51.232	1:12.929	183.4	20:05.999										
8	1	2:50.502	46.249	50.757	1:13.496	193.2	22:56.501										
9	1	2:49.509	46.566	50.416	1:12.527	183.1	25:46.010										
10	1	2:51.067	47.578	51.006	1:12.483	194.2	28:37.077										
11	1	2:53.479	47.156	51.994	1:14.329	192.2	31:30.556										
12	1	2:52.594	47.492	52.238	1:12.864	179.7	34:23.150										
13	1	2:49.783	47.136	51.009	1:11.638	187.5	37:12.933										
14	1	3:58.194 B	1:00.323	1:11.638	1:46.233	178.5	41:11.127										
PORSCHE 904 GTS 1964																	
GTP11																	
49		1.Hipolito PIRES 2.Tiago RAPOSO															
1	1	3:03.716	55.355	53.207	1:15.154		3:03.716										
2	1	2:54.455	48.182	52.436	1:13.837	170.1	5:58.171										
3	1	2:56.575	48.938	54.214	1:13.423	174.2	8:54.746										
4	1	2:50.540	46.622	51.640	1:12.278	192.2	11:45.286										
5	1	2:51.454	46.605	52.309	1:12.540	191.8	14:36.740										
6	1	2:53.190	46.426	52.869	1:13.895	188.8	17:29.930										
7	1	2:50.131	46.456	51.483	1:12.192	189.8	20:20.061										
8	1	2:52.545	46.509	52.816	1:13.220	189.1	23:12.606										
BIZZARRINI 5300 GT 1965																	
TSRC12																	
52		1.Peter MUELDER 2.Christian TRABER															
1	1	2:50.947	51.571	49.539	1:09.837		2:50.947										
2	1	2:43.613	45.798	48.849	1:08.966	182.7	5:34.560										
3	1	2:42.074	44.400	48.911	1:08.763	191.8	8:16.634										
4	1	2:41.792	43.914	49.559	1:08.319	186.9	10:58.426										
5	1	2:42.461	43.808	48.669	1:09.984	193.2	13:40.887										
6	1	2:42.249	45.272	48.343	1:08.634	203.0	16:23.136										
7	1	2:44.026	44.002	49.357	1:10.667	195.3	19:07.162										
8	1	2:41.492	44.440	48.953	1:08.099	192.9	21:48.654										
9	1	2:43.901	44.355	50.258	1:09.288	186.2	24:32.555										
10	1	2:40.960	44.546	48.074	1:08.340	184.9	27:13.515										
11	1	2:41.453	43.988	48.768	1:08.697	180.6	29:54.968										
12	1	2:41.042	43.935	48.182	1:08.925	192.2	32:36.010										
13	1	2:42.942	44.483	48.996	1:09.463	180.0	35:18.952										
14	1	2:44.145	44.361	49.613	1:10.171	177.3	38:03.097										
LISTER Chevrolet Knobbly 1958																	
TSRC6B																	
54		1.Wolf ZWEIFLER															
1	1	3:04.455	57.345	53.281	1:13.829		3:04.455										
2	1	2:54.317	50.191	50.801	1:13.325	167.7	5:58.772										
3	1	2:51.213	47.027	52.064	1:12.122	186.9	8:49.985										
4	1	2:51.769	48.092	50.231	1:13.446	169.3	11:41.754										
5	1	2:49.239	47.672	50.274	1:11.293	187.8	14:30.993										
6	1	2:49.125	46.683	50.759	1:11.683	198.9	17:20.118										
7	1	2:46.095	46.058	49.418	1:10.619	191.2	20:06.213										
8	1	2:50.281	47.867	49.733	1:12.681	179.4	22:56.494										
9	1	2:44.913	44.910	48.766	1:11.237	189.8	25:41.407										
10	1	2:46.004	45.849	48.693	1:11.462	186.2	28:27.411										
11	1	2:48.093	46.927	49.827	1:11.339	181.2	31:15.504										
12	1	2:47.023	46.394	49.108	1:11.521	186.5	34:02.527										
13	1	2:45.035	45.586	49.209	1:10.240	203.0	36:47.562										
14	1	2:46.680	45.532	50.543	1:10.605	194.9	39:34.242										
PORSCHE RSK 718-60 Spyder 1960																	
TSRC4B																	
60		1.Peter VÖGELE															
1	1	2:52.458	52.037	50.121	1:10.300		2:52.458										
2	1	2:45.631	44.979	50.305	1:10.347	193.5	5:38.089										
3	1	2:44.617	44.763	49.613	1:10.241	196.4	8:22.706										
4	1	2:44.853	44.616	50.103	1:10.134	198.9	11:07.559										
5	1	2:45.746	44.420	50.447	1:10.879	198.5	13:53.305										
6	1	2:46.151	44.684	50.489	1:10.978	197.4	16:39.456										
7	1	2:46.505	44.979	50.314	1:11.212	193.5	19:25.961										
8	1	2:45.811	45.172	50.082	1:10.557	194.6	22:11.772										
9	1	2:46.674	44.815	51.364	1:10.495	194.6	24:58.446										
10	1	2:44.183	44.660	49.668	1:09.855	192.9	27:42.629										
11	1	2:43.391	43.820	49.543	1:10.028	201.9	30:26.020										
12	1	2:48.206	44.914	49.843	1:13.449	196.0	33:14.226										
13	1	2:43.024	44.109	49.084	1:09.831	201.5	35:57.250										
14	1	2:42.748	43.824	49.180	1:09.744	198.9	38:39.998										



THE GREATEST'S TROPHY

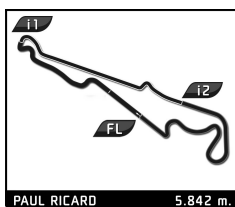
DIX MILLE TOURS

RACE 2

Sector Analysis

— Invalidated Lap ■ Personal Best ■ Session Best B Crossing the finish line in the pit lane

Lap	D	Time	Sector 1	Sector 2	Sector 3	T.Spd	Elapsed	Lap	D	Time	Sector 1	Sector 2	Sector 3	T.Spd	Elapsed
62 1.Marcus LINDKVIST FERRARI 250 GT Berlinetta 1961 GTS7															
1	1	2:56.826	53.624	49.946	1:13.256		2:56.826	4	1	3:30.728	55.653	1:07.706	1:27.369	135.3	14:09.762
2	1	2:50.054	45.846	50.063	1:14.145	193.9	5:46.880	5	1	3:30.394	54.499	1:07.197	1:28.698	136.9	17:40.156
3	1	4:02.940	47.798	1:17.928	1:57.214	178.2	9:49.820	6	1	3:29.602	54.769	1:08.387	1:26.446	136.2	21:09.758
								7	1	3:27.897	53.882	1:07.996	1:26.019	135.8	24:37.655
								8	1	3:26.884	54.430	1:07.310	1:25.144	138.3	28:04.539
								9	1	3:25.350	54.195	1:05.743	1:25.412	137.2	31:29.889
								10	1	3:31.268	53.716	1:10.874	1:26.678	137.1	35:01.157
								11	1	3:27.072	53.370	1:07.001	1:26.701	136.4	38:28.229
63 1.Roderick JACK FERRARI 250 GT Berlinetta 1960 GTS7B															
1	1	2:58.446	53.072	51.293	1:14.081		2:58.446								
2	1	2:49.923	45.965	50.459	1:13.499	196.7	5:48.369								
3	1	2:50.921	47.866	50.457	1:12.598	191.8	8:39.290								
4	1	2:48.965	46.919	50.182	1:11.864	187.2	11:28.255								
5	1	2:47.183	45.680	50.091	1:11.412	199.3	14:15.438								
6	1	2:48.147	46.310	50.287	1:11.550	191.2	17:03.585								
7	1	2:48.641	45.836	50.346	1:12.459	200.0	19:52.226								
8	1	2:46.324	45.021	50.125	1:11.178	196.4	22:38.550								
9	1	2:46.292	45.218	49.808	1:11.266	201.1	25:24.842								
10	1	2:46.952	45.605	49.891	1:11.456	198.9	28:11.794								
11	1	2:46.783	45.774	49.430	1:11.579	196.7	30:58.577								
12	1	2:46.586	45.406	49.815	1:11.365	199.6	33:45.163								
13	1	2:46.608	45.583	50.394	1:10.631	197.4	36:31.771								
14	1	2:55.806	45.032	50.164	1:20.610	205.3	39:27.577								
65 1.Antonio CARRISI ALFA ROMEO Giulietta S2 Coda Tronca 1962 GTS9															
1	1	3:22.798	1:02.445	57.839	1:22.514		3:22.798								
2	1	3:08.679	52.139	57.261	1:19.279	171.7	6:31.477								
3	1	3:05.206	49.864	56.091	1:19.251	173.4	9:36.683								
4	1	3:06.977	50.596	57.322	1:19.059	170.1	12:43.660								
5	1	3:07.409	50.574	57.617	1:19.218	162.9	15:51.069								
6	1	3:07.020	50.864	56.987	1:19.169	153.2	18:58.089								
7	1	3:06.886	50.246	57.585	1:19.055	165.1	22:04.975								
8	1	3:07.865	50.346	57.898	1:19.621	163.9	25:12.840								
9	1	7:07.338	49.953	57.282	5:20.103	158.1	32:20.178								
67 1.Jean-Luc PAPAUX ALFA ROMEO Giulia TZ 1964 GTS10															
1	1	3:23.178	1:03.839	58.552	1:20.787		3:23.178								
2	1	3:07.078	50.972	56.983	1:19.123	173.4	6:30.256								
3	1	3:03.270	49.485	55.263	1:18.522	176.5	9:33.526								
4	1	3:02.167	49.428	55.688	1:17.051	178.8	12:35.693								
5	1	3:00.066	48.642	54.915	1:16.509	177.9	15:35.759								
6	1	2:59.075	48.976	54.310	1:15.789	177.9	18:34.834								
7	1	2:58.678	48.536	54.743	1:15.399	177.9	21:33.512								
8	1	2:58.432	48.824	54.240	1:15.368	180.0	24:31.944								
9	1	2:58.605	49.876	53.817	1:14.912	177.3	27:30.549								
10	1	2:57.143	47.471	53.238	1:16.434	179.4	30:27.692								
11	1	2:57.362	47.550	53.340	1:16.472	180.0	33:25.054								
12	1	3:01.924	49.708	54.912	1:17.304	175.3	36:26.978								
13	1	3:04.330	51.034	54.994	1:18.302	173.1	39:31.308								
82 1.François FOUQUET-HATE DB HBR 1958 GT3															
1	1	3:39.703	1:08.003	1:05.849	1:25.851		3:39.703								
2	1	3:28.135	54.406	1:07.203	1:26.526	136.4	7:07.838								
3	1	3:31.196	55.693	1:08.486	1:27.017	133.3	10:39.034								
88 1.Christian TRABER FIAT 8V Zagato 1953 GTS6A															
1	1	3:30.178	1:07.101	1:01.509	1:21.568		3:30.178								
2	1	3:10.892	52.147	59.313	1:19.432	152.3	6:41.070								
3	1	3:09.832	51.423	59.265	1:19.144	155.2	9:50.902								
4	1	3:09.471	51.264	59.071	1:19.136	156.7	13:00.373								
5	1	3:10.991	51.108	59.435	1:20.448	156.1	16:11.364								
6	1	3:11.598	51.811	59.316	1:20.471	155.6	19:22.962								
7	1	3:10.612	51.611	59.141	1:19.860	155.4	22:33.574								
8	1	3:09.885	51.541	59.463	1:18.881	155.6	25:43.459								
9	1	3:09.762	51.766	58.924	1:19.072	156.7	28:53.221								
10	1	3:09.917	51.241	59.323	1:19.353	154.7	32:03.138								
11	1	3:12.239	51.529	59.543	1:21.167	157.0	35:15.377								
12	1	3:09.660	51.041	58.741	1:19.878	154.9	38:25.037								
124 1.Luis DELSO BIZZARRINI 5300 GT 1965 TSRC12															
1	1	3:21.225	1:04.767	56.333	1:20.125		3:21.225								
2	1	3:03.121	50.064	54.654	1:18.403	177.9	6:24.346								
3	1	3:03.161	50.183	55.503	1:17.475	168.7	9:27.507								
4	1	3:00.497	49.746	53.762	1:16.989	180.0	12:28.004								
5	1	2:58.039	48.417	53.590	1:16.032	179.4	15:26.043								
6	1	2:58.255	48.253	53.415	1:16.587	175.6	18:24.298								
7	1	3:00.606	48.414	53.698	1:18.494	177.0	21:24.904								
8	1	2:57.454	48.800	53.179	1:15.475	183.7	24:22.358								
9	1	2:56.418	48.427	52.651	1:15.340	180.6	27:18.776								
10	1	2:57.633	49.272	52.238	1:16.123	172.0	30:16.409								
11	1	2:58.217	49.104	52.819	1:16.294	182.7	33:14.626								
12	1	3:10.160	51.782	1:03.937	1:14.441	180.9	36:24.786								
13	1	2:55.172	47.876	52.387	1:14.909	170.9	39:19.958								
127 1.Dominique POELS AC Bristol Le Mans 1957 GTS6B															
1	1	3:35.875	1:06.148	1:04.627	1:25.100		3:35.875								
2	1	3:20.731	54.147	1:03.018	1:23.566	153.6	6:56.606								
3	1	3:18.972	53.848	1:01.979	1:23.145	153.8	10:15.578								
4	1	3:17.986	52.680	1:01.479	1:23.827	155.6	13:33.564								
5	1	3:18.107	55.004	1:01.064	1:22.039	157.4	16:51.671								
6	1	3:13.733	52.149	1:00.427	1:21.157	159.3	20:05.404								
7	1	3:15.715	53.136	1:01.438	1:21.141	156.3	23:21.119								
8	1	3:16.345	54.308	1:00.644	1:21.393	157.4	26:37.464								
9	1	3:14.889	52.107	1:00.209	1:22.573	157.2	29:52.353								
10	1	3:19.447	54.794	1:01.829	1:22.824	157.7	33:11.800								
11	1	3:20.983	54.880	1:01.704	1:24.399	158.1	36:32.783								
12	1	3:13.259	52.148	1:00.404	1:20.707	160.0	39:46.042								
132 1.Alex BIRKENSTOCK PORSCHE 904 GTS 1964 GTP11															



THE GREATEST'S TROPHY

DIX MILLE TOURS

RACE 2

Sector Analysis

_ Invalidated Lap
 ■ Personal Best
 ■ Session Best
 B Crossing the finish line in the pit lane

Lap	D	Time	Sector 1	Sector 2	Sector 3	T.Spd	Elapsed	Lap	D	Time	Sector 1	Sector 2	Sector 3	T.Spd	Elapsed
1	1	2:55.256	52.508	50.293	1:12.455		2:55.256								
2	1	2:49.005	46.515	50.564	1:11.926	200.4	5:44.261								
3	1	2:48.633	46.253	50.026	1:12.354	201.9	8:32.894								
4	1	2:48.823	46.717	50.087	1:12.019	200.0	11:21.717								
5	1	2:48.704	46.703	50.174	1:11.827	197.8	14:10.421								
6	1	2:49.052	46.626	50.384	1:12.042	201.1	16:59.473								
7	1	2:49.783	46.389	51.330	1:12.064	200.0	19:49.256								
8	1	2:50.271	46.564	50.739	1:12.968	199.6	22:39.527								
9	1	2:48.051	45.968	50.364	1:11.719	202.6	25:27.578								
10	1	2:49.755	46.580	50.318	1:12.857	200.4	28:17.333								
11	1	2:49.627	46.804	50.131	1:12.692	200.0	31:06.960								
12	1	2:48.710	46.324	50.243	1:12.143	198.9	33:55.670								
13	1	2:48.907	46.866	50.309	1:11.732	198.9	36:44.577								
14	1	2:48.447	45.856	49.805	1:12.786	202.2	39:33.024								