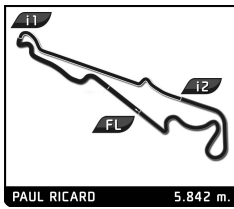


## THE GREATEST'S TROPHY DIX MILLE TOURS QUALIFYING

### Sector Analysis

FERRARI 250 GT Berlinetta 1960						FERRARI 250 GTO 1962												
Lap	D	Time	Sector 1	Sector 2	Sector 3 T.Sp	Elapsed	Lap	D	Time	Sector 1	Sector 2	Sector 3 T.Sp	Elapsed					
1.Alain VÖGELE GTS7B						1.Carlos MONTEVERDE GTS12												
1	1	4:03.907	1:47.287	57.427	1:19.193	4:03.907	1	1	18:18.920	...	47.495	1:07.714	18:18.920					
2	1	3:07.990	52.705	55.731	1:19.554	155.6	2	1	2:39.037	43.407	47.033	1:08.597	215.1	20:57.957				
3	1	3:57.966B	51.679	53.285	2:13.002	147.5	3	1	2:39.400	43.805	47.427	1:08.168	208.9	23:37.357				
4	1	3:22.993	1:11.167	54.698	1:17.128		4	1	2:36.591	43.080	46.102	1:07.409	206.1	26:13.948				
5	1	3:00.132	49.694	54.724	1:15.714	175.6	5	1	2:36.555	42.948	46.184	1:07.423	206.5	28:50.503				
6	1	2:58.779	48.757	53.614	1:16.408	182.7	6	1	2:36.143	42.786	46.488	1:06.869	198.5	31:26.646				
7	1	2:54.467	48.689	51.728	1:14.050	173.4	7	1	2:34.942	42.490	46.523	1:05.929	213.0	34:01.588				
8	1	4:08.146B	47.090	51.982	2:29.074	179.1	8	1	2:35.790	42.821	46.247	1:06.722	218.6	36:37.378				
9	1	3:11.597	1:07.506	51.206	1:12.885		9	1	2:37.010	43.078	47.452	1:06.480	208.1	39:14.388				
10	1	2:54.729	47.866	52.084	1:14.779	184.6	10	1	3:19.223B	50.497	56.861	1:31.865	145.6	42:33.611				
11	1	2:51.206	47.198	51.169	1:12.839	183.1	ALFA ROMEO Giulia TZ 1965 GTS10											
12	1	2:57.676	47.634	56.065	1:13.977	165.9	1.Pierre MELLINGER 2.Tommasso GELMINI											
13	1	2:53.164	47.510	51.629	1:14.025	170.3	1	1	3:29.304	1:06.442	1:00.796	1:22.066		3:29.304				
ASTON MARTIN DB4 GT Zagato (C) 1962 INV						2						1	3:05.826	50.328	57.284	1:18.214	163.1	6:35.130
1.Marek REICHMAN 2.Paul SPIRES						3						1	3:04.527	51.717	56.421	1:16.389	163.6	9:39.657
1	1	4:13.654				4:13.654	4	1	3:02.497	50.101	55.192	1:17.204	168.5	12:42.154				
2	1	2:58.946				7:12.600	5	1	3:00.357	49.217	54.784	1:16.356	169.5	15:42.511				
3	1	3:00.270				10:12.870	6	1	3:01.530	51.407	55.224	1:14.899	145.2	18:44.041				
4	1	2:56.061				13:08.931	7	1	3:03.518	50.412	56.343	1:16.763	157.0	21:47.559				
5	1	2:54.689				16:03.620	8	1	3:08.336	51.267	57.097	1:19.972	165.1	24:55.895				
6	1	2:53.872				18:57.492	9	1	3:08.268	52.008	57.206	1:19.054	152.8	28:04.163				
7	1	2:55.500				21:52.992	10	1	3:06.842	52.348	57.629	1:16.865	157.2	31:11.005				
8	1	2:55.903				24:48.895	11	1	3:05.314	52.595	55.865	1:16.854	139.5	34:16.319				
9	1	2:52.065				27:40.960	12	1	3:05.745	52.132	55.369	1:18.244	146.7	37:22.064				
10	1	2:54.882				30:35.842	13	1	3:07.177	51.951	56.896	1:18.330	151.7	40:29.241				
11	1	2:53.542				33:29.384	ASTON MARTIN DB2 Vantage 1952 GTS7A											
12	1	2:55.281				36:24.665	1.Anthony SCHRAUWEN											
13	1	4:06.605B				40:31.270	1	1	3:30.005	1:13.668	58.749	1:17.588		3:30.005				
JAGUAR Type E 3.8L Lightweight 1963 GTS12						2						1	3:07.251	50.278	58.310	1:18.663	157.2	6:37.256
1.Carlos MONTEVERDE 2.Gary PEARSON						3						1	3:03.695	50.901	56.036	1:16.758	165.6	9:40.951
1	1	2:49.377	51.530	48.678	1:09.169	2:49.377	4	1	3:00.686	49.410	55.439	1:15.837	167.4	12:41.637				
2	1	2:37.794	43.966	46.914	1:06.914	194.6	5	1	3:02.413	50.361	55.233	1:16.819	162.4	15:44.050				
3	1	2:35.555	43.147	46.647	1:05.761	212.2	6	1	3:01.891	50.185	55.678	1:16.028	165.6	18:45.941				
4	1	2:36.338	43.466	46.753	1:06.119	197.8	7	1	9:01.053B	52.433	1:01.773	7:06.847	171.2	27:46.994				
5	1	2:53.872B	42.529	46.956	1:24.387	203.8	TOJEIRO Climax 1100 1958 TSRC2B											
JAGUAR Type E 3.8L Lightweight 1963 GTS12						1.Albert STREMINSKI												
1.Lukas HALUSA 2.Martin HALUSA						1						1	4:06.753	1:38.131	1:04.482	1:24.140		4:06.753
1	1	2:47.712	53.615	47.081	1:07.016	2:47.712	2	1	3:08.315	53.270	58.281	1:16.764	162.7	7:15.068				
2	1	2:34.548			1:06.832	213.9	3	1	3:04.648	52.743	55.796	1:16.109	160.7	10:19.716				
3	1	2:34.586			1:06.169	217.3	4	1	3:37.822B	49.191	54.771	1:53.860	181.2	13:57.538				
4	1	2:34.488	42.069	46.946	1:05.473	199.6	5	1	4:26.228	2:12.129	56.003	1:18.096		18:23.766				
5	1	2:34.924	41.657	46.192	1:07.075	213.0	6	1	3:04.018	50.152	56.272	1:17.594	177.3	21:27.784				
6	1	6:09.345B	44.994	50.890	4:33.461	193.5	7	1	3:05.122	49.707	58.049	1:17.366	174.2	24:32.906				
7	1	2:56.414	1:02.891	47.699	1:05.824	22:12.017	8	1	2:59.817	50.086	54.329	1:15.402	177.9	27:32.723				
8	1	2:34.062	42.252	46.213	1:05.597	197.8	9	1	2:57.877	48.102	54.899	1:14.876	180.6	30:30.600				
9	1	2:34.019	41.554	46.327	1:06.138	209.7	10	1	3:00.410	48.806	54.759	1:16.845	179.4	33:31.010				
10	1	4:09.169B	46.454	1:02.976	2:19.739	164.4	11	1	2:56.514	49.450	52.902	1:14.162	166.7	36:27.524				
11	1	3:17.896	1:09.785	53.229	1:14.882		12	1	2:59.208	47.981	55.717	1:15.510	179.7	39:26.732				
12	1	2:51.862	47.621	51.127	1:13.114	180.6	13	1	3:03.528	48.855	54.677	1:19.996	180.6	42:30.260				
13	1	2:49.677	45.722	50.092	1:13.863	189.1												

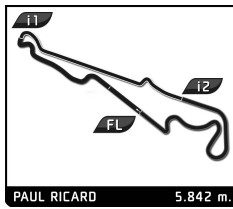


**THE GREATEST'S TROPHY**  
**DIX MILLE TOURS**  
**QUALIFYING**

**Sector Analysis**

— Invalidated Lap    ■ Personal Best    ■ Session Best    B Crossing the finish line in the pit lane

Lap	D	Time	Sector 1	Sector 2	Sector 3	T.Spd	Elapsed	Lap	D	Time	Sector 1	Sector 2	Sector 3	T.Spd	Elapsed
41 1.Jan GIJZEN FERRARI 275 GTB 4 1966 GTS12															
1	1	3:24.691	1:16.292	51.739	1:16.660		3:24.691	8	1	2:38.514	42.998	47.215	1:08.301	209.3	26:13.687
2	1	2:49.110	46.602	51.360	1:11.148	177.0	6:13.801	9	1	2:41.315	43.958	47.815	1:09.542	216.4	28:55.002
3	1	2:45.479	45.754	49.278	1:10.447	197.1	8:59.280	10	1	2:39.379	43.860	47.399	1:08.120	189.1	31:34.381
4	1	2:43.903	45.196	48.939	1:09.768	206.5	11:43.183	11	1	3:15.078	44.503	55.816	1:34.759	191.8	34:49.459
5	1	2:45.481	45.581	49.253	1:10.647	203.4	14:28.664								
6	1	2:44.314	45.717	48.748	1:09.849	190.8	17:12.978								
7	1	7:32.370	45.444	49.764	5:57.162	204.9	24:45.348								
8	1	3:15.895	1:16.290	49.903	1:09.702		28:01.243								
9	1	2:44.824	45.911	49.179	1:09.734	200.7	30:46.067								
10	1	2:44.711	45.972	48.955	1:09.784	203.0	33:30.778								
11	1	2:43.423	46.103	48.614	1:08.706	189.1	36:14.201								
12	1	5:53.045	56.451	1:04.182	3:52.412	161.4	42:07.246								
43 1.Jean CLEMENT BIZZARRINI 5300 GT 1965 TSRC12															
1	1	3:08.917	1:08.167	50.458	1:10.292		3:08.917								
2	1	2:39.016	43.321	47.104	1:08.591	196.4	5:47.933								
3	1	2:40.058	42.786	47.462	1:09.810	204.5	8:27.991								
4	1	2:39.370	43.236	47.147	1:08.987	209.7	11:07.361								
5	1	2:40.089	43.411	47.142	1:09.536	214.3	13:47.450								
6	1	3:04.484	45.284	51.653	1:27.547	185.2	16:51.934								
7	1	5:06.325	3:03.835	51.075	1:11.415		21:58.259								
8	1	2:42.434	44.153	47.783	1:10.498	204.5	24:40.693								
9	1	2:44.057	44.382	47.718	1:11.957	216.0	27:24.750								
10	1	2:56.240	46.099	56.216	1:13.925	207.7	30:20.990								
11	1	3:00.012	52.782	55.591	1:11.639	127.7	33:21.002								
12	1	2:48.965	45.175	52.845	1:10.945	197.4	36:09.967								
13	1	2:41.035	44.214	48.214	1:08.607	217.3	38:51.002								
14	1	3:13.231	43.499	42.771	1:46.961	204.2	42:04.233								
45 1.Carlo VÖGELE ALFA ROMEO Giulia TZ 1964 GTS10															
1	1	3:23.901	1:17.012	52.508	1:14.381		3:23.901								
2	1	2:45.813	45.443	50.565	1:09.805	195.7	6:09.714								
3	1	2:44.688	45.439	49.439	1:09.810	196.4	8:54.402								
4	1	2:44.852	45.615	49.717	1:09.520	198.5	11:39.254								
5	1	11:22.863	46.059	50.811	9:45.993	195.7	23:02.117								
6	1	3:03.626	1:04.265	49.705	1:09.656		26:05.743								
7	1	2:46.576	45.987	49.029	1:11.560	190.1	28:52.319								
8	1	2:45.249	47.398	48.572	1:09.279	191.2	31:37.568								
9	1	2:43.765	44.860	49.409	1:09.496	198.5	34:21.333								
10	1	2:43.359	44.525	48.977	1:09.857	198.5	37:04.692								
11	1	2:47.191	45.648	52.651	1:08.892	198.9	39:51.883								
12	1	2:42.115	44.814	48.704	1:08.597	197.8	42:33.998								
46 1.Christian BOURIEZ BIZZARRINI 5300 GT 1965 TSRC12															
1	1	5:03.835	3:04.373	49.794	1:09.668		5:03.835								
2	1	2:41.571	44.143	48.909	1:08.519	186.2	7:45.406								
3	1	2:40.648	44.048	48.421	1:08.179	195.3	10:26.054								
4	1	3:05.684	45.186	49.900	1:30.598	191.2	13:31.738								
5	1	4:43.178	2:44.533	49.002	1:09.643		18:14.916								
6	1	2:40.072	43.309	48.221	1:08.542	199.3	20:54.988								
7	1	2:40.185	44.532	47.038	1:08.615	196.7	23:35.173								
47 1.Jean-Jacques BALLY FERRARI 250 GT Berlinetta 1962 GTS7BB															
1	1	4:11.438	1:58.499	57.165	1:15.774		4:11.438								
2	1	3:00.970	49.567	55.011	1:16.392	179.1	7:12.408								
3	1	3:01.845	52.747	53.712	1:15.386	134.3	10:14.253								
4	1	2:56.216	48.720	52.899	1:14.597	157.2	13:10.469								
5	1	2:55.928	49.132	53.151	1:13.645	171.7	16:06.397								
6	1	2:55.759	48.249	52.660	1:14.850	178.5	19:02.156								
7	1	2:58.413	48.859	53.292	1:16.262	180.3	22:00.569								
8	1	3:00.575	50.372	54.299	1:15.904	169.5	25:01.144								
9	1	2:54.827	47.531	53.533	1:13.763	187.5	27:55.971								
10	1	2:56.374	48.353	53.779	1:14.242	170.9	30:52.345								
11	1	2:54.399	48.511	52.646	1:13.242	185.2	33:46.744								
12	1	2:54.779	47.990	53.061	1:13.728	180.9	36:41.523								
13	1	2:57.856	48.402	53.567	1:15.887	179.1	39:39.379								
14	1	2:53.963	48.337	51.795	1:13.831	172.8	42:33.342								
49 1.Hipolito PIRES PORSCHE 904 GTS 1964 GTP11															
2.Tiago RAPOSO															
1	1	3:19.364	1:10.393	53.744	1:15.227		3:19.364								
2	1	2:56.090	49.287	53.006	1:13.797	184.9	6:15.454								
3	1	2:55.695	47.024	54.543	1:14.128	194.9	9:11.149								
4	1	2:54.346	47.976	51.905	1:14.465	186.5	12:05.495								
5	1	2:53.627	48.372	51.572	1:13.683	188.5	14:59.122								
6	1	2:52.503	48.297	51.646	1:12.560	190.1	17:51.625								
7	1	2:55.514	47.069	55.224	1:13.221	190.1	20:47.139								
8	1	4:57.844	46.703	50.696	3:20.445	192.5	25:44.983								
9	1	3:15.595	1:09.764	52.104	1:13.727		29:00.578								
10	1	2:47.615	46.616	50.803	1:10.196	187.8	31:48.193								
11	1	2:42.938	44.071	49.275	1:09.592	197.8	34:31.131								
12	1	2:41.839	44.299	48.616	1:08.924	197.8	37:12.970								
13	1	2:41.027	43.864	48.692	1:08.471	198.5	39:53.997								
14	1	2:41.109	43.857	48.400	1:08.852	196.0	42:35.106								
52 1.Peter MUELDER BIZZARRINI 5300 GT 1965 TSRC12															
2.Christian TRABER															
1	1	4:12.214	2:00.056	56.447	1:15.711		4:12.214								
2	1	2:57.662	49.377	52.440	1:15.845	169.3	7:09.876								
3	1	2:55.913	51.905	51.508	1:12.500	144.8	10:05.789								
4	1	2:45.387	45.413	49.217	1:10.757	188.2	12:51.176								
5	1	5:29.800	46.233	50.585	3:52.982	175.3	18:20.976								
6	1	3:18.782	1:08.269	56.315	1:14.198		21:39.758								
7	1	2:57.579	47.506	57.191	1:12.882	171.7	24:37.337								
8	1	2:48.293	46.938	50.401	1:10.954	176.5	27:25.630								
9	1	2:51.237	47.316	51.928	1:11.993	189.5	30:16.867								
10	1	2:44.493	45.188	48.764	1:10.541	193.2	33:01.360								
11	1	2:46.955	45.802	49.976	1:11.177	184.3	35:48.315								
12	1	7:48.400	45.636	50.235	6:12.529	178.5	43:36.715								
54 1.Wolf ZWEIFLER LISTER Chevrolet Knobby 1958 TSRC6B															
1	1	4:02.603	1:45.432	57.565	1:19.606		4:02.603								



**THE GREATEST'S TROPHY**  
**DIX MILLE TOURS**  
**QUALIFYING**

**Sector Analysis**

— Invalidated Lap    ■ Personal Best    ■ Session Best    B Crossing the finish line in the pit lane

Lap	D	Time	Sector 1	Sector 2	Sector 3	T.Spd	Elapsed	Lap	D	Time	Sector 1	Sector 2	Sector 3	T.Spd	Elapsed
2	1	3:06.174	53.181	53.244	1:19.749	142.3	7:08.777	11	1	<b>2:46.651</b>	45.739	<b>49.476</b>	<b>1:11.436</b>	201.5	34:52.265
3	1	3:06.802	58.269	54.320	1:14.213	142.3	10:15.579	12	1	2:59.344	<b>45.666</b>	49.496	1:24.182	201.5	37:51.609
4	1	3:14.163	B 50.838	52.960	1:30.365	146.5	13:29.742								
5	1	4:30.844	2:18.471	55.106	1:17.267		18:00.586								
6	1	2:53.465	48.839	51.209	1:13.417	181.2	20:54.051								
7	1	2:52.233	49.365	50.050	1:12.818	185.6	23:46.284								
8	1	2:52.732	<b>48.820</b>	52.248	<b>1:11.664</b>	168.5	26:39.016								
9	1	2:51.613	49.363	50.141	1:12.109	161.2	29:30.629								
10	1	<b>2:51.408</b>	49.018	<b>49.224</b>	1:13.166	172.5	32:22.037								
11	1	3:19.380	B 52.130	53.345	1:33.905	142.9	35:41.417								

**60** 1.Peter VÖGELE TSRC4B  
PORSCHE RSK 718-60 Spyder 1960

1	1	3:10.507	1:07.238	52.323	1:10.946		3:10.507
2	1	2:44.893	45.333	49.259	1:10.301	196.4	5:55.400
3	1	2:45.157	44.753	49.847	1:10.557	196.4	8:40.557
4	1	2:44.143	44.798	49.853	1:09.492	197.4	11:24.700
5	1	2:44.288	45.008	49.232	1:10.048	196.4	14:08.988
6	1	2:44.300	44.798	49.743	1:09.759	196.0	16:53.288
7	1	3:32.109	B 44.649	49.385	1:58.075	196.4	20:25.397
8	1	3:03.954	1:03.403	50.190	1:10.361		23:29.351
9	1	2:43.587	44.666	49.691	1:09.230	193.9	26:12.938
10	1	2:44.190	45.618	49.076	1:09.496	194.2	28:57.128
11	1	2:45.417	45.479	48.991	1:10.947	196.4	31:42.545
12	1	2:43.071	44.787	48.839	1:09.445	189.8	34:25.616
13	1	<b>2:41.513</b>	44.550	48.652	<b>1:08.311</b>	198.9	37:07.129
14	1	2:41.723	44.390	48.447	1:08.886	196.0	39:48.852
15	1	2:41.749	<b>43.886</b>	<b>48.310</b>	1:09.553	196.7	42:30.601

**62** 1.Marcus LINDKVIST GTS7  
FERRARI 250 GT Berlinetta 1961

1	1	3:59.781	1:27.959	1:12.473	1:19.349		3:59.781
2	1	2:52.722	49.693	51.500	1:11.529	170.6	6:52.503
3	1	2:48.813	46.812	50.876	1:11.125	193.2	9:41.316
4	1	2:47.435	46.648	49.651	1:11.136	187.5	12:28.751
5	1	3:08.704	B 46.164	51.671	1:30.869	198.2	15:37.455
6	1	6:06.708	4:06.461	48.864	1:11.383		21:44.163
7	1	2:50.232	46.579	53.121	1:10.532	197.8	24:34.395
8	1	2:48.243	47.330	49.290	1:11.623	190.5	27:22.638
9	1	2:45.858	46.625	48.998	1:10.235	173.4	30:08.496
10	1	2:43.845	45.440	48.418	1:09.987	202.2	32:52.341
11	1	2:43.360	<b>45.071</b>	48.281	1:10.008	189.8	35:35.701
12	1	2:44.338	46.250	48.352	1:09.736	192.9	38:20.039
13	1	<b>2:42.732</b>	45.706	<b>48.280</b>	<b>1:08.746</b>	197.8	41:02.771

**63** 1.Roderick JACK GTS7B  
FERRARI 250 GT Berlinetta 1960

1	1	4:04.995	1:54.674	54.561	1:15.760		4:04.995
2	1	3:05.272	52.559	53.626	1:19.087	142.5	7:10.267
3	1	2:59.524	52.539	52.365	1:14.620	147.3	10:09.791
4	1	2:54.508	48.399	51.518	1:14.591	188.8	13:04.299
5	1	2:53.776	48.240	52.587	1:12.949	184.3	15:58.075
6	1	2:51.744	47.144	51.295	1:13.305	192.9	18:49.819
7	1	2:52.360	47.550	51.075	1:13.735	189.5	21:42.179
8	1	4:26.406	B 47.196	55.763	2:43.447	185.2	26:08.585
9	1	3:08.108	1:04.422	50.889	1:12.797		29:16.693
10	1	2:48.921	45.951	51.170	1:11.800	198.9	32:05.614

**65** 1.Antonio CARRISI GTS9  
2.Jean-Luc PAPAUX  
ALFA ROMEO Giulietta SZ Coda Tronca 1962

1	1	3:40.312	1:24.324	57.763	1:18.225		3:40.312
2	1	3:04.916	49.728	56.794	1:18.394	171.7	6:45.228
3	1	3:04.260	49.837	56.644	1:17.779	171.4	9:49.488
4	1	3:03.965	49.513	56.531	1:17.921	173.1	12:53.453
5	1	3:03.763	49.582	56.142	1:18.039	167.2	15:57.216
6	1	5:47.000	B 50.344	55.282	4:01.374	162.7	21:44.216
7	1	3:27.897	1:14.953	56.516	1:16.428		25:12.113
8	1	3:01.628	50.097	55.486	1:16.045	172.2	28:13.741
9	1	<b>2:58.682</b>	<b>49.080</b>	<b>54.409</b>	<b>1:15.193</b>	170.6	31:12.423
10	1	6:22.213	B 52.239	56.147	4:33.827	169.5	37:34.636

**67** 1.Jean-Luc PAPAUX GTS10  
2.Roberto RESTELLI  
ALFA ROMEO Giulia TZ 1964

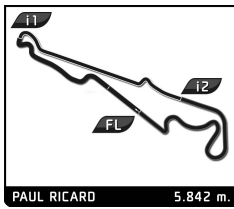
1	1	3:43.595	1:30.188	58.403	1:15.004		3:43.595
2	1	2:55.745	48.121	53.755	1:13.869	178.8	6:39.340
3	1	2:57.520	48.193	53.724	1:15.603	182.4	9:36.860
4	1	2:56.667	48.266	54.435	1:13.966	182.1	12:33.527
5	1	<b>2:54.210</b>	<b>48.026</b>	<b>53.081</b>	<b>1:13.103</b>	179.7	15:27.737
6	1	6:14.548	B 50.298	57.387	4:26.863	160.0	21:42.285
7	1	3:31.592	1:15.301	56.294	1:19.997		25:13.877
8	1	3:06.270	50.953	56.819	1:18.498	173.1	28:20.147
9	1	4:10.622	B 50.007	55.344	2:25.271	175.9	32:30.769
10	1	3:27.260	1:12.709	56.538	1:18.013		35:58.029
11	1	3:01.741	49.644	54.749	1:17.348	177.0	38:59.770
12	1	3:01.828	49.108	55.372	1:17.348	182.4	42:01.598

**82** 1.François FOUQUET-HATE DB HBR 1958  
GT3

1	1	4:21.008	1:40.259	1:11.090	1:29.659		4:21.008
2	1	3:33.661	56.853	1:09.098	1:27.710	131.5	7:54.669
3	1	3:29.594	57.358	1:06.414	1:25.822	124.1	11:24.263
4	1	3:32.785	56.207	1:08.750	1:27.828	135.3	14:57.048
5	1	3:28.121	55.749	1:06.983	<b>1:25.389</b>	133.5	18:25.169
6	1	3:28.187	54.594	1:05.954	1:27.639	135.2	21:53.356
7	1	3:32.722	57.265	1:09.242	1:26.215	125.0	25:26.078
8	1	<b>3:26.198</b>	54.646	1:05.594	1:25.958	133.2	28:52.276
9	1	3:29.665	56.575	1:07.397	1:25.693	136.7	32:21.941
10	1	3:27.434	54.928	<b>1:05.240</b>	1:27.266	133.8	35:49.375
11	1	3:26.570	55.096	1:05.734	1:25.740	133.8	39:15.945
12	1	3:31.202	<b>54.549</b>	1:05.609	1:31.044	134.7	42:47.147

**88** 1.Christian TRABER GTS6A  
2.Nicolas TRABER  
FIAT 8V Zagato 1953

1	1	4:11.828	1:53.811	58.219	1:19.798		4:11.828
2	1	3:05.375	51.924	<b>56.209</b>	1:17.242	161.4	7:17.203
3	1	<b>3:04.235</b>	51.069	56.782	<b>1:16.384</b>	159.5	10:21.438
4	1	5:20.972	B 54.510	1:01.661	3:24.801	143.2	15:42.410
5	1	3:43.643	1:21.197	1:00.725	1:21.721		19:26.053
6	1	3:09.905	52.268	58.110	1:19.527	156.3	22:35.958
7	1	3:06.492	50.542	57.004	1:18.946	162.7	25:42.450
8	1	3:05.055	<b>50.236</b>	56.719	1:18.100	161.4	28:47.505
9	1	4:57.822	B 57.609	1:17.349	2:42.864	158.6	33:45.327



**THE GREATEST'S TROPHY**  
**DIX MILLE TOURS**  
**QUALIFYING**

**Sector Analysis**

— Invalidated Lap    ■ Personal Best    ■ Session Best    B Crossing the finish line in the pit lane

Lap	D	Time	Sector 1	Sector 2	Sector 3	T.Spd	Elapsed	Lap	D	Time	Sector 1	Sector 2	Sector 3	T.Spd	Elapsed
98															
1.Leon EBELING															
2.FRED															
BIZZARRINI 5300 GT 1965															
TSRC12															
1	1	2:49.526	55.301	47.132	1:07.093		2:49.526	13	1	2:52.099	48.299	51.215	1:12.585	192.2	38:54.742
2	1	2:35.685	43.075	45.999	1:06.611	197.1	5:25.211	14	1	2:51.655	47.703	50.206	1:13.746	197.4	41:46.397
3	1	2:35.086	43.505	45.912	1:05.669	184.3	8:00.297								
4	1	2:34.065	42.626	45.781	1:05.658	194.6	10:34.362								
5	1	2:34.739	42.224	45.883	1:06.632	198.5	13:09.101								
6	1	2:35.428	43.904	45.899	1:05.625	191.8	15:44.529								
7	1	4:26.215 B	42.424	47.188	2:56.603	187.5	20:10.744								
8	1	3:03.923	1:05.717	49.346	1:08.860		23:14.667								
9	1	2:40.076	44.335	47.660	1:08.081	177.6	25:54.743								
10	1	2:38.490	43.846	46.731	1:07.913	182.1	28:33.233								
11	1	2:40.139	44.175	47.110	1:08.854	190.1	31:13.372								
12	1	2:39.295	43.468	47.391	1:08.436	180.3	33:52.667								
13	1	2:39.221	42.841	47.973	1:08.407	194.6	36:31.888								
14	1	3:38.806 B	44.314	49.047	2:05.445	180.3	40:10.694								
139															
1.Michael ROOCK															
Porsche 356 A Zagato Speedster 1958															
GTS5B															
1	1	3:33.419	1:22.206	54.620	1:16.593		3:33.419								
2	1	3:02.845	48.579	55.573	1:18.693	176.2	6:36.264								
3	1	3:00.330	48.519	54.696	1:17.115	175.3	9:36.594								
4	1	3:17.870 B	49.822	55.682	1:32.366	169.5	12:54.464								
220															
1.Christian DUMOLIN															
FERRARI 250 GT Berlinetta 1962															
GTS12															
1	1	3:46.342	1:38.897	55.049	1:12.396		3:46.342								
2	1	2:50.006	46.174	50.210	1:13.622	186.2	6:36.348								
3	1	2:47.591	46.256	49.999	1:11.336	189.5	9:23.939								
4	1	2:45.047	44.857	49.558	1:10.632	194.9	12:08.986								
5	1	2:46.813	46.107	49.404	1:11.302	193.9	14:55.799								
6	1	2:46.246	45.625	49.709	1:10.912	194.2	17:42.045								
7	1	2:45.379	45.180	49.525	1:10.674	199.6	20:27.424								
8	1	2:43.908	44.794	48.809	1:10.305	200.0	23:11.332								
9	1	3:00.005 B	46.305	51.308	1:22.392	187.5	26:11.337								
10	1	3:55.028	1:54.336	49.543	1:11.149		30:06.365								
11	1	2:44.483	44.523	49.116	1:10.844	200.0	32:50.848								
12	1	2:44.374	44.991	48.852	1:10.531	194.6	35:35.222								
13	1	2:46.106	47.753	48.644	1:09.709	188.8	38:21.328								
14	1	2:42.716	45.170	48.653	1:08.893	199.6	41:04.044								
124															
1.Luis DELSO															
2.Carlos DE MIGUEL															
BIZZARRINI 5300 GT 1965															
TSRC12															
1	1	3:24.578	1:04.803	58.906	1:20.869		3:24.578								
2	1	3:06.063	52.216	56.528	1:17.319	160.5	6:30.641								
3	1	3:02.719	49.624	55.524	1:17.571	171.2	9:33.360								
4	1	3:05.637	50.806	57.160	1:17.671	160.2	12:38.997								
5	1	3:16.128 B	51.280	54.488	1:30.360	159.3	15:55.125								
6	1	5:08.550	2:58.098	54.646	1:15.806		21:03.675								
7	1	2:46.241	46.721	49.501	1:10.019	178.5	23:49.916								
8	1	2:46.069	45.866	49.784	1:10.419	172.8	26:35.985								
9	1	3:29.663 B	53.508	57.889	1:38.266	168.2	30:05.648								
127															
1.Dominique POELS															
2.Patrick VEYRAT															
AC Bristol Le Mans 1957															
GTS6B															
1	1	4:32.739	1:58.087	1:07.435	1:27.217		4:32.739								
2	1	3:25.775	55.973	1:02.864	1:26.938	151.3	7:58.514								
3	1	3:24.453	55.411	1:01.876	1:27.166	154.5	11:22.967								
4	1	5:35.086 B	55.757	1:06.136	3:33.193	151.0	16:58.053								
5	1	4:15.017	1:25.192	1:12.400	1:37.425		21:13.070								
6	1	3:47.371	1:02.185	1:09.702	1:35.484	141.0	25:00.441								
7	1	3:45.938	1:00.630	1:09.554	1:35.754	140.6	28:46.379								
8	1	3:41.397	1:00.394	1:07.385	1:33.618	133.5	32:27.776								
9	1	3:41.475	1:00.497	1:06.797	1:34.181	141.7	36:09.251								
10	1	3:42.053	59.918	1:08.021	1:34.114	141.7	39:51.304								
132															
1.Alex BIRKENSTOCK															
PORSCHE 904 GTS 1964															
GTP11															
1	1	4:04.454	1:50.946	54.891	1:18.617		4:04.454								
2	1	3:04.594	52.717	52.997	1:18.880	149.2	7:09.048								
3	1	2:59.355	51.920	52.313	1:15.122	142.5	10:08.403								
4	1	2:54.785	48.515	51.905	1:14.365	187.5	13:03.188								
5	1	2:53.367	47.682	50.848	1:14.837	184.3	15:56.555								
6	1	2:52.216	47.551	50.593	1:14.072	192.2	18:48.771								
7	1	2:52.454	47.464	50.698	1:14.292	193.2	21:41.225								
8	1	2:51.766	47.229	50.558	1:13.979	195.7	24:32.991								
9	1	2:51.662	47.258	50.406	1:13.998	188.5	27:24.653								
10	1	2:51.937	47.728	50.502	1:13.707	197.1	30:16.590								
11	1	2:51.638	47.833	50.742	1:13.063	190.5	33:08.228								
12	1	2:54.415	47.872	51.144	1:15.399	191.5	36:02.643								