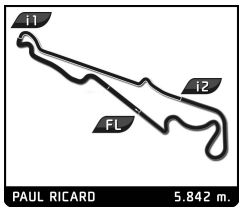

SIXTIES' ENDURANCE
DIX MILLE TOURS
RACE

Sector Analysis

__ Invalidated Lap Personal Best Session Best **B** Crossing the finish line in the pit lane

2
1.Fabrice MESTROT
2.José DA ROCHA
JAGUAR Type E 3.8L 1964
GT4

Lap	D	Time	Sector 1	Sector 2	Sector 3	T.Spd	Elapsed
1	1	2:59.564	55.745	52.217	1:11.602		2:59.564
2	1	2:45.484	46.014	49.187	1:10.283	186.5	5:45.048
3	1	2:45.579	44.886	49.042	1:11.651	186.5	8:30.627
4	1	2:44.606	45.401	48.612	1:10.593	185.6	11:15.233
5	1	2:46.468	45.403	49.932	1:11.133	177.0	14:01.701
6	1	2:46.866	46.609	49.788	1:10.469	168.0	16:48.567
7	1	2:46.202	46.601	48.954	1:10.647	168.7	19:34.769
8	1	2:45.467	45.773	49.074	1:10.620	184.6	22:20.236
9	1	2:45.429	45.910	48.563	1:10.956	175.6	25:05.665
10	1	2:43.796	45.344	48.685	1:09.767	185.6	27:49.461
11	1	2:43.455	44.816	48.405	1:10.234	186.5	30:32.916
12	1	2:44.371	45.081	49.298	1:09.992	188.5	33:17.287
13	1	2:48.083	46.700	49.633	1:11.750	172.2	36:05.370
14	1	2:45.135	45.182	49.123	1:10.830	185.2	38:50.505
15	1	2:44.329	45.119	48.567	1:10.643	188.2	41:34.834
16	1	2:43.857	44.945	48.352	1:10.560	177.9	44:18.691
17	1	2:45.276	45.873	48.979	1:10.424	171.4	47:03.967
18	1	2:43.266	44.742	48.757	1:09.767	185.9	49:47.233
19	1	2:46.213	46.662	49.202	1:10.349	156.3	52:33.446
20	1	2:45.240	46.104	48.466	1:10.670	186.9	55:18.686
21	1	7:28.287 **B**	45.632	49.197	5:53.458	177.6	1:02:46.973
22	1	4:19.149	2:15.298	52.711	1:11.140		1:07:06.122
23	1	2:43.073	45.055	48.367	1:09.651	167.7	1:09:49.195
24	1	2:44.116	44.811	48.288	1:11.017	186.9	1:12:33.311
25	1	2:44.057	44.431	48.259	1:11.367	190.8	1:15:17.368
26	1	2:43.436	44.334	48.566	1:10.536	192.2	1:18:00.804
27	1	2:43.294	44.330	48.306	1:10.658	191.8	1:20:44.098
28	1	2:43.327	45.169	48.510	1:09.648	193.2	1:23:27.425
29	1	2:40.917	43.842	48.044	1:09.031	192.5	1:26:08.342
30	1	2:43.029	44.465	48.458	1:10.106	192.5	1:28:51.371
31	1	2:42.369	44.504	47.930	1:09.935	179.7	1:31:33.740
32	1	2:43.828	44.342	49.083	1:10.403	187.2	1:34:17.568
33	1	2:43.190	45.279	48.601	1:09.310	190.8	1:37:00.758
34	1	2:44.413	45.324	49.333	1:09.756	186.2	1:39:45.171
35	1	2:42.816	45.391	48.253	1:09.172	173.6	1:42:27.987
36	1	2:43.593	45.198	49.303	1:09.092	183.4	1:45:11.580
37	1	2:46.080	45.668	49.662	1:10.750	185.2	1:47:57.660
38	1	2:44.683	45.510	48.810	1:10.363	177.9	1:50:42.343
39	1	2:44.365	45.414	48.766	1:10.185	185.9	1:53:26.708
40	1	2:42.631	44.642	49.383	1:08.606	182.4	1:56:09.339
41	1	2:43.960	44.307	49.613	1:10.040	193.5	1:58:53.299
42	1	2:41.853	44.999	48.278	1:08.576	182.4	2:01:35.152
43	1	2:42.053	44.872	48.205	1:08.976	181.2	2:04:17.205

3
1.Armand MILLE
2.Guillaume MAHE
JAGUAR Type E 3.8L 1963
GT4

Lap	D	Time	Sector 1	Sector 2	Sector 3	T.Spd	Elapsed
1	1	2:49.177	51.253	48.398	1:09.526		2:49.177
2	1	2:42.370	45.350	47.839	1:09.181	192.9	5:31.547
3	1	2:42.322	44.330	48.727	1:09.265	196.7	8:13.869
4	1	2:40.060	44.453	47.680	1:07.927	189.8	10:53.929
5	1	2:42.005	44.805	49.483	1:07.717	199.6	13:35.934
6	1	2:37.851	43.719	47.037	1:07.095	200.4	16:13.785
7	1	2:41.336	43.804	49.314	1:08.218	201.1	18:55.121
8	1	2:40.069	43.901	47.900	1:08.268	199.6	21:35.190
9	1	2:40.266	44.717	47.652	1:07.897	193.9	24:15.456
10	1	3:00.730 **B**	44.922	50.048	1:25.760	187.5	27:16.186
11	1	4:01.421	2:03.450	48.088	1:09.883		31:17.607
12	1	2:41.505	44.750	48.225	1:08.530	187.5	33:59.112
13	1	2:41.257	45.759	48.075	1:07.423	194.2	36:40.369
14	1	2:41.762	45.219	48.626	1:07.917	196.7	39:22.131
15	1	2:42.605	44.923	48.468	1:09.214	189.8	42:04.736
16	1	2:41.096	44.424	47.534	1:09.138	186.5	44:45.832
17	1	2:46.073	48.927	48.374	1:08.772	175.0	47:31.905
18	1	2:47.531	46.108	51.211	1:10.212	175.9	50:19.436
19	1	5:38.375 **B**	45.603	51.239	4:01.533	176.2	55:57.811
20	1	5:57.521	3:56.251	50.933	1:10.337		1:01:55.332
21	1	2:49.418	45.918	49.476	1:14.024	191.5	1:04:44.750
22	1	2:46.957	45.200	51.312	1:10.445	178.8	1:07:31.707
23	1	2:44.473	45.343	50.160	1:08.970	193.2	1:10:16.180
24	1	2:47.603	46.325	50.199	1:11.079	194.2	1:13:03.783
25	1	2:47.444	45.990	49.160	1:12.294	189.1	1:15:51.227
26	1	2:44.183	45.118	49.423	1:09.642	190.5	1:18:35.410
27	1	2:45.356	45.278	50.271	1:09.807	187.5	1:21:20.766
28	1	2:45.697	44.853	49.748	1:11.096	191.2	1:24:06.463
29	1	2:50.702	45.152	50.700	1:14.850	196.7	1:26:57.165
30	1	2:43.937	45.253	49.586	1:09.098	196.0	1:29:41.102
31	1	2:45.344	45.463	50.925	1:08.956	196.7	1:32:26.446
32	1	2:45.109	44.890	49.848	1:10.371	190.5	1:35:11.555
33	1	2:43.760	45.260	49.277	1:09.223	191.5	1:37:55.315
34	1	2:45.935	45.853	49.243	1:10.839	193.9	1:40:41.250
35	1	2:44.520	45.123	49.495	1:09.902	189.8	1:43:25.770
36	1	2:44.651	44.529	49.759	1:10.363	195.3	1:46:10.421
37	1	2:47.952	46.261	50.159	1:11.532	186.9	1:48:58.373
38	1	2:41.769	44.505	48.287	1:08.977	197.4	1:51:40.142
39	1	2:44.041	46.980	48.130	1:08.931	192.9	1:54:24.183
40	1	2:43.546	44.734	49.048	1:09.764	192.5	1:57:07.729
41	1	2:45.119	46.722	49.293	1:09.104	181.5	1:59:52.848
42	1	2:42.219	44.809	48.434	1:08.976	201.1	2:02:35.067

4
1.Carlos MONTEVERDE
2.Gary PEARSON
SHELBY Cobra 289 1963
GT5

Lap	D	Time	Sector 1	Sector 2	Sector 3	T.Spd	Elapsed
1	1	2:41.332	47.371	47.428	1:06.533		2:41.332
2	1	2:36.395	43.388	46.553	1:06.454	198.5	5:17.727
3	1	2:36.754	43.102	46.421	1:07.231	210.5	7:54.481
4	1	2:50.669 **B**	43.615	48.780	1:18.274	187.5	10:45.150
5	1	5:56.728	4:01.023	47.219	1:08.486		16:41.878
6	1	2:38.874	44.094	47.361	1:07.419	195.3	19:20.752
7	1	2:41.107	43.513	47.831	1:09.763	199.3	22:01.859
8	1	2:40.947	44.445	47.568	1:08.934	187.5	24:42.806
9	1	2:40.401	45.010	47.545	1:07.846	190.8	27:23.207
10	1	2:40.548	44.153	47.519	1:08.876	194.2	30:03.755
11	1	2:39.479	43.549	47.494	1:08.436	208.9	32:43.234
12	1	2:39.029	43.978	47.276	1:07.775	191.2	35:22.263
13	1	2:48.637 **B**	43.182	49.541	1:15.914	198.9	38:10.900

7
1.Gilles RIVOALLON
CHEVROLET Corvette C1 1960
GT5

Lap	D	Time	Sector 1	Sector 2	Sector 3	T.Spd	Elapsed
1	1	3:59.494	1:31.335	1:02.059	1:26.100		3:59.494
2	1	3:21.423	54.787	59.341	1:27.295	141.4	7:20.917
3	1	3:14.451	54.127	57.079	1:23.245	139.9	10:35.368
4	1	3:17.476	55.737	57.289	1:24.450	156.7	13:52.844

ZENITH
THE FUTURE OF SWISS WATCHMAKING SINCE 1865
VICOMTE A.
PARIS

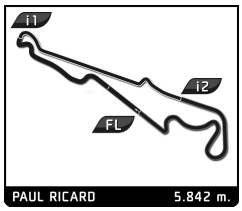

SIXTIES' ENDURANCE
DIX MILLE TOURS
RACE

Sector Analysis

__ Invalidated Lap Personal Best Session Best **B** Crossing the finish line in the pit lane

Lap	D	Time	Sector 1	Sector 2	Sector 3	T.Spd	Elapsed
5	1	3:12.342	53.086	57.811	1:21.445	156.1	17:05.186
6	1	3:14.948	55.731	58.072	1:21.145	147.3	20:20.134
7	1	3:13.021	53.390	58.057	1:21.574	149.4	23:33.155
8	1	3:13.819	54.235	57.895	1:21.689	153.8	26:46.974
9	1	3:07.639	51.854	56.246	1:19.539	158.4	29:54.613
10	1	3:04.891	51.075	54.864	1:18.952	160.5	32:59.504
11	1	3:07.090	51.832	55.878	1:19.380	155.2	36:06.594
12	1	3:04.739	50.681	55.553	1:18.505	158.6	39:11.333
13	1	3:08.064	53.062	55.371	1:19.631	153.8	42:19.397
14	1	3:12.220	54.792	56.606	1:20.822	150.2	45:31.617
15	1	3:09.003	52.510	57.463	1:19.030	156.5	48:40.620
16	1	3:08.387	51.352	56.195	1:20.840	157.4	51:49.007
17	1	8:57.237 B	52.123	55.883	7:09.231	157.9	1:00:46.244
18	1	3:41.489	1:20.536	59.184	1:21.769		1:04:27.733
19	1	3:13.988	55.822	57.261	1:20.905	142.7	1:07:41.721
20	1	3:06.375	51.495	54.812	1:20.068	153.0	1:10:48.096
21	1	3:08.150	51.396	55.936	1:20.818	156.5	1:13:56.246
22	1	3:12.659	54.842	56.118	1:21.699	151.0	1:17:08.905
23	1	3:10.172	52.747	56.242	1:21.183	140.1	1:20:19.077
24	1	3:12.798	52.206	56.320	1:24.272	149.8	1:23:31.875
25	1	3:10.760	52.936	56.949	1:20.875	162.7	1:26:42.635
26	1	3:05.812	51.238	55.635	1:18.939	157.9	1:29:48.447
27	1	3:08.359	52.433	56.914	1:19.012	150.0	1:32:56.806
28	1	3:11.626	53.496	57.915	1:20.215	156.3	1:36:08.432
29	1	3:10.154	53.277	56.255	1:20.622	148.6	1:39:18.586
30	1	3:13.664	53.121	58.099	1:22.444	157.0	1:42:32.250
31	1	3:13.829	53.522	57.683	1:22.624	143.2	1:45:46.079
32	1	3:16.081	53.213	58.879	1:23.989	146.3	1:49:02.160
33	1	3:20.593	55.675	1:00.015	1:24.903	143.4	1:52:22.753
34	1	3:17.585	55.140	57.994	1:24.451	151.5	1:55:40.338
35	1	3:15.700	54.284	57.850	1:23.566	152.8	1:58:56.038
36	1	3:19.034	53.223	1:00.917	1:24.894	154.3	2:02:15.072

9 1.Carlo VÖGELE — SHELBY Cobra 289 1963 — GT5

Lap	D	Time	Sector 1	Sector 2	Sector 3	T.Spd	Elapsed
1	1	2:50.273	53.067	48.914	1:08.292		2:50.273
2	1	2:41.975	44.847	47.929	1:09.199	189.1	5:32.248
3	1	2:40.452	43.163	49.249	1:08.040	207.3	8:12.700
4	1	2:38.365	42.924	47.543	1:07.898	210.5	10:51.065
5	1	2:43.477	45.224	49.245	1:09.008	189.8	13:34.542
6	1	2:37.957	43.408	47.093	1:07.456	208.1	16:12.499
7	1	2:39.888	43.865	47.675	1:08.348	200.7	18:52.387
8	1	7:29.837 B	44.471	48.939	5:56.427	200.4	26:22.224

11 1.Paul STEPHENS 2.Kevin COOKE — PORSCHE 911 2,0L 1965 — GT2

Lap	D	Time	Sector 1	Sector 2	Sector 3	T.Spd	Elapsed
1	1	20:25.210 B	1:29.545	1:32.378	...		20:25.210
2	1	40:18.207	...	57.482	1:21.636		1:00:43.417
3	1	3:18.152	55.637	58.657	1:23.858	163.1	1:04:01.569
4	1	3:19.939	55.389	1:00.508	1:24.042	168.5	1:07:21.508
5	1	3:12.209	52.718	57.998	1:21.493	170.3	1:10:33.717
6	1	3:06.489	50.576	55.589	1:20.324	172.5	1:13:40.206
7	1	3:14.298	55.308	57.059	1:21.931	169.3	1:16:54.504
8	1	3:21.674 B	53.529	57.457	1:30.688	153.6	1:20:16.178
9	1	6:46.372	4:36.593	53.447	1:16.332	98.9	1:27:02.550
10	1	2:57.486	48.687	53.415	1:15.384	177.3	1:30:00.036
11	1	3:01.174	48.363	55.373	1:17.438	173.9	1:33:01.210
12	1	3:00.595	50.076	55.802	1:14.717	175.3	1:36:01.805
13	1	2:56.318	47.439	53.507	1:15.372	173.4	1:38:58.123
14	1	2:58.442	48.452	54.175	1:15.815	169.5	1:41:56.565
15	1	3:00.646	49.376	55.720	1:15.550	172.8	1:44:57.211
16	1	3:01.159	48.209	55.347	1:17.603	170.1	1:47:58.370
17	1	2:58.611	48.228	55.063	1:15.320	173.1	1:50:56.981
18	1	3:01.731	49.150	54.188	1:18.393	172.2	1:53:58.712
19	1	2:56.074	47.940	53.385	1:14.749	173.6	1:56:54.786
20	1	2:56.347	47.661	54.311	1:14.375	172.5	1:59:51.133
21	1	2:56.695	48.232	53.550	1:14.913	172.0	2:02:47.828

16 1.Damien KOHLER — LOTUS Elan 26R 1965 — GT2

Lap	D	Time	Sector 1	Sector 2	Sector 3	T.Spd	Elapsed
1	1	2:57.986	55.914	51.820	1:10.252		2:57.986
2	1	2:45.339	45.588	49.616	1:10.135	199.3	5:43.325
3	1	2:45.593	45.519	49.586	1:10.488	195.3	8:28.918
4	1	2:45.623	45.812	49.136	1:10.675	189.1	11:14.541
5	1	2:48.321	45.308	51.704	1:11.309	197.4	14:02.862
6	1	2:47.149	46.587	50.951	1:09.611	177.0	16:50.011
7	1	2:46.986	45.865	51.255	1:09.866	188.5	19:36.997
8	1	2:46.069	45.200	49.522	1:11.347	197.8	22:23.066
9	1	2:48.134	45.653	49.614	1:12.867	188.8	25:11.200
10	1	2:47.472	46.263	50.055	1:11.154	184.0	27:58.672
11	1	2:49.227	45.682	51.830	1:11.715	192.5	30:47.899
12	1	2:56.736	45.897	51.552	1:19.287	193.2	33:44.635

17 1.Dean DE SANTIS 2.David HINTON — PORSCHE 911 2,0L 1965 — GT2

Lap	D	Time	Sector 1	Sector 2	Sector 3	T.Spd	Elapsed
1	1	3:34.118	1:18.471	56.871	1:18.776		3:34.118
2	1	3:03.121	49.881	55.270	1:17.970	176.8	6:37.239
3	1	3:00.387	49.070	54.686	1:16.631	179.1	9:37.626
4	1	3:00.230	48.793	54.604	1:16.833	178.8	12:37.856
5	1	3:00.138	49.096	54.598	1:16.444	177.3	15:37.994
6	1	3:01.963	49.948	54.707	1:17.308	175.9	18:39.957
7	1	3:04.831	50.837	55.917	1:18.077	170.3	21:44.788
8	1	3:03.120	49.926	54.527	1:18.667	173.6	24:47.908
9	1	3:04.305	49.698	55.110	1:19.497	173.1	27:52.213
10	1	3:05.801	51.601	56.728	1:17.472	163.6	30:58.014
11	1	3:02.379	49.634	53.981	1:18.764	171.4	34:00.393
12	1	3:04.187	51.037	56.066	1:17.084	170.1	37:04.580
13	1	3:01.996	49.274	54.996	1:17.726	175.9	40:06.576
14	1	3:03.469	49.544	55.041	1:18.884	167.2	43:10.045
15	1	3:05.818	51.910	55.401	1:18.507	163.9	46:15.863
16	1	3:19.967 B	50.445	56.575	1:32.947	170.1	49:35.830
17	1	8:38.272	6:23.113	53.182	1:21.977		58:14.102
18	1	2:58.517	49.604	53.446	1:15.467	177.3	1:01:12.619
19	1	2:57.994	48.873	52.710	1:16.411	182.1	1:04:10.613
20	1	3:00.905	49.248	56.713	1:14.944	184.3	1:07:11.518
21	1	2:57.954	47.914	53.865	1:16.175	183.1	1:10:09.472
22	1	2:56.987	48.338	52.914	1:15.735	180.9	1:13:06.459
23	1	2:57.825	48.009	52.772	1:17.044	183.4	1:16:04.284
24	1	2:56.757	48.092	52.993	1:15.672	180.0	1:19:01.041
25	1	2:55.084	47.516	53.449	1:14.119	183.4	1:21:56.125
26	1	2:59.687	49.276	55.697	1:14.714	183.1	1:24:55.812
27	1	2:56.725	47.311	53.064	1:16.350	183.4	1:27:52.537
28	1	2:57.300	47.579	54.605	1:15.116	182.4	1:30:49.837
29	1	2:54.434	46.786	52.430	1:15.218	183.1	1:33:44.271

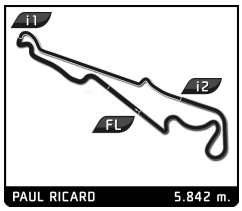

SIXTIES' ENDURANCE
DIX MILLE TOURS
RACE

Sector Analysis

__ Invalidated Lap Personal Best Session Best **B** Crossing the finish line in the pit lane

Lap	D	Time	Sector 1	Sector 2	Sector 3	T.Spd	Elapsed
30	1	2:52.886	46.746	51.869	1:14.271	184.9	1:36:37.157
31	1	2:56.618	47.163	52.862	1:16.593	184.6	1:39:33.775
32	1	2:54.243	47.144	52.293	1:14.806	183.4	1:42:28.018
33	1	2:57.228	47.743	52.886	1:16.599	183.7	1:45:25.246
34	1	2:55.935	47.310	53.448	1:15.177	184.9	1:48:21.181
35	1	2:53.346	47.266	52.136	1:13.944	183.4	1:51:14.527
36	1	2:54.174	47.280	52.464	1:14.430	186.5	1:54:08.701
37	1	2:57.470	48.220	52.556	1:16.694	180.3	1:57:06.171
38	1	2:56.230	48.944	52.040	1:15.246	179.7	2:00:02.401
39	1	2:57.071	48.077	53.663	1:15.331	183.1	2:02:59.472

18 1.Beat EGGIMANN 2.Toni SEILER — TVR Griffith 1965 INV

Lap	D	Time	Sector 1	Sector 2	Sector 3	T.Spd	Elapsed
1	1	2:46.094	48.076	47.235	1:10.783		2:46.094
2	1	2:41.665	44.655	48.188	1:08.822	177.9	5:27.759
3	1	2:37.817	43.452	46.231	1:08.134	199.3	8:05.576
4	1	2:39.804	43.946	46.369	1:09.489	196.0	10:45.380
5	1	2:45.328	47.959	47.956	1:09.413	170.3	13:30.708
6	1	2:36.344	42.863	46.091	1:07.390	208.9	16:07.052
7	1	2:38.914	44.954	46.471	1:07.489	187.2	18:45.966
8	1	2:38.029	43.409	47.098	1:07.522	201.9	21:23.995
9	1	2:37.853	43.346	46.804	1:07.703	210.1	24:01.848
10	1	2:43.786	45.089	47.435	1:11.262	194.9	26:45.634
11	1	2:42.266	44.078	47.189	1:10.999	195.7	29:27.900
12	1	2:39.328	43.611	47.179	1:08.538	193.2	32:07.228
13	1	2:38.518	45.124	46.103	1:07.291	185.6	34:45.746
14	1	2:41.386	43.979	48.150	1:09.257	198.2	37:27.132
15	1	2:39.410	44.318	47.465	1:07.627	196.4	40:06.542
16	1	2:37.088	42.297	46.608	1:08.183	212.2	42:43.630
17	1	2:37.784	42.722	47.206	1:07.856	195.7	45:21.414
18	1	2:43.735	45.217	49.673	1:08.845	177.9	48:05.149
19	1	2:37.183	43.377	47.372	1:06.434	192.2	50:42.332
20	1	2:49.008	46.218	54.103	1:08.687	189.1	53:31.340
21	1	2:40.791	43.302	48.316	1:09.173	185.6	56:12.131
22	1	2:38.824	42.739	48.656	1:07.429	212.6	58:50.955
23	1	2:39.020	43.250	47.974	1:07.796	205.7	1:01:29.975
24	1	2:40.100	44.425	47.057	1:08.618	183.7	1:04:10.075
25	1	7:52.272 **B**	45.129	47.091	6:20.052	187.2	1:12:02.347
26	1	3:15.198	1:06.940	53.376	1:14.882		1:15:17.545
27	1	2:51.013	48.599	51.053	1:11.361	149.8	1:18:08.558
28	1	2:50.837	46.680	51.313	1:12.844	189.1	1:20:59.395
29	1	14:10.608 **B**	47.667	57.930	...	160.7	1:35:10.003

19 1.Jose Ruben ZANCHETTA 2.Julian LEPPHAILLE — PORSCHE 911 2,0L 1965 GT2

Lap	D	Time	Sector 1	Sector 2	Sector 3	T.Spd	Elapsed
1	1	3:04.106	59.537	53.007	1:11.562		3:04.106
2	1	2:51.831	47.260	52.803	1:11.768	185.2	5:55.937
3	1	2:46.558	45.286	50.871	1:10.401	185.2	8:42.495
4	1	2:47.380	46.008	50.773	1:10.599	185.2	11:29.875
5	1	2:50.229	46.808	51.516	1:11.905	164.6	14:20.104
6	1	2:49.860	46.192	51.884	1:11.784	183.1	17:09.964
7	1	2:48.882	46.619	51.392	1:10.871	184.0	19:58.846
8	1	2:46.477	45.244	50.621	1:10.612	185.2	22:45.323
9	1	2:49.161	45.471	51.573	1:12.117	184.0	25:34.484
10	1	2:47.814	45.760	50.839	1:11.215	184.0	28:22.298
11	1	2:49.733	45.647	52.587	1:11.499	184.6	31:12.031
12	1	2:49.815	46.131	51.500	1:12.184	183.4	34:01.846
13	1	2:49.839	45.699	51.959	1:12.181	183.7	36:51.685
14	1	2:49.020	45.872	51.454	1:11.694	183.1	39:40.705
15	1	2:50.068	46.635	52.070	1:11.363	184.3	42:30.773
16	1	2:51.520	47.002	52.105	1:12.413	184.3	45:22.293
17	1	2:53.416	45.795	56.104	1:11.517	184.0	48:15.709
18	1	2:50.172	46.165	51.847	1:12.160	184.3	51:05.881
19	1	2:49.746	45.669	51.779	1:12.298	182.1	53:55.627
20	1	2:51.359	46.004	54.148	1:11.207	182.4	56:46.986
21	1	2:51.237	46.801	51.549	1:12.887	183.4	59:38.223
22	1	2:49.326	46.918	51.411	1:10.997	181.8	1:02:27.549
23	1	2:49.911	45.537	52.242	1:12.132	183.1	1:05:17.460
24	1	2:55.865 **B**	46.580	51.195	1:18.090	180.9	1:08:13.325
25	1	8:26.228	6:13.977	56.186	1:16.065		1:16:39.553
26	1	2:58.265	48.250	54.880	1:15.135	181.8	1:19:37.818
27	1	3:02.829	49.256	55.588	1:17.985	180.6	1:22:40.647
28	1	3:02.674	49.494	56.150	1:17.030	182.4	1:25:43.321
29	1	2:55.724	47.929	52.762	1:15.033	180.0	1:28:39.045
30	1	2:55.064	48.218	52.968	1:13.878	182.1	1:31:34.109
31	1	2:55.079	47.791	53.236	1:14.052	183.7	1:34:29.188
32	1	2:54.569	48.910	52.304	1:13.355	175.9	1:37:23.757
33	1	2:57.966	48.940	53.142	1:15.884	177.6	1:40:21.723
34	1	2:53.384	47.868	52.406	1:13.110	184.3	1:43:15.107
35	1	2:55.717	47.198	55.076	1:13.443	183.7	1:46:10.824
36	1	2:55.989	49.255	53.239	1:13.495	184.6	1:49:06.813
37	1	2:55.802	47.694	53.110	1:14.998	184.3	1:52:02.615
38	1	2:54.618	49.075	53.005	1:12.538	185.9	1:54:57.233
39	1	2:54.066	46.878	52.404	1:14.784	182.1	1:57:51.299
40	1	3:25.987	47.800	53.275	1:44.912	182.7	2:01:17.286
41	1	3:10.278	47.063	52.533	1:30.682	183.4	2:04:27.564

21 1.Baptiste GUYOT-SIONNES — AUSTIN HEALEY 100 S 1954 GT3

Lap	D	Time	Sector 1	Sector 2	Sector 3	T.Spd	Elapsed
1	1	3:52.210	1:31.447	1:00.426	1:20.337		3:52.210
2	1	3:08.922	51.720	57.623	1:19.579	164.9	7:01.132
3	1	3:08.755	51.820	57.525	1:19.410	163.6	10:09.887
4	1	3:11.160	51.317	1:00.141	1:19.702	166.7	13:21.047
5	1	3:07.958	51.803	58.763	1:17.392	165.6	16:29.005
6	1	3:07.243	50.757	57.787	1:18.699	169.5	19:36.248
7	1	3:07.696	51.280	57.569	1:18.847	171.7	22:43.944
8	1	3:09.719	52.910	59.243	1:17.566	165.9	25:53.663
9	1	3:06.969	52.186	57.474	1:17.309	168.7	29:00.632
10	1	3:07.793	50.582	58.811	1:18.400	170.6	32:08.425
11	1	3:05.549	52.196	56.722	1:16.631	171.7	35:13.974
12	1	3:08.649	52.599	56.533	1:19.517	166.9	38:22.623
13	1	3:02.610	49.859	55.663	1:17.088	169.5	41:25.233
14	1	3:04.403	49.335	56.707	1:18.361	173.1	44:29.636
15	1	3:02.549	51.143	55.674	1:15.732	175.0	47:32.185
16	1	3:05.259	51.294	56.860	1:17.105	171.4	50:37.444
17	1	3:11.338	51.274	1:02.739	1:17.325	172.2	53:48.782
18	1	3:06.166	51.294	59.001	1:15.871	168.5	56:54.948
19	1	7:11.322 **B**	49.477	55.934	5:25.911	172.2	1:04:06.270
20	1	4:34.558	2:20.462	56.410	1:17.686		1:08:40.828
21	1	3:01.507	49.964	55.516	1:16.027	175.0	1:11:42.335
22	1	3:01.573	49.880	56.219	1:15.474	172.2	1:14:43.908
23	1	2:59.830	49.772	54.633	1:15.425	175.3	1:17:43.738
24	1	3:05.651	49.957	56.590	1:19.104	168.7	1:20:49.389
25	1	3:02.780	50.429	56.807	1:15.544	176.5	1:23:52.169
26	1	3:10.038	51.615	58.476	1:19.947	173.9	1:27:02.207

ZENITH
THE FUTURE OF SWISS WATCHMAKING SINCE 1865
VICOMTE A.
PARIS

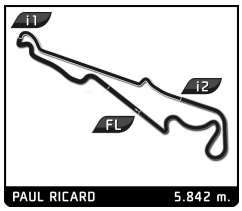

SIXTIES' ENDURANCE
DIX MILLE TOURS
RACE

Sector Analysis

__ Invalidated Lap Personal Best Session Best **B** Crossing the finish line in the pit lane

Lap	D	Time	Sector 1	Sector 2	Sector 3	T.Spd	Elapsed
27	1	3:03.935	51.510	54.394	1:18.031	173.1	1:30:06.142
28	1	3:04.147	51.334	57.623	1:15.190	171.7	1:33:10.289
29	1	3:00.309	49.297	54.869	1:16.143	172.8	1:36:10.598
30	1	3:00.663	50.222	55.219	1:15.222	173.6	1:39:11.261
31	1	2:59.996	50.790	54.750	1:14.456	172.2	1:42:11.257
32	1	3:00.755	49.505	54.889	1:16.361	174.8	1:45:12.012
33	1	3:01.268	48.844	55.269	1:17.155	176.8	1:48:13.280
34	1	2:58.852	48.631	54.587	1:15.634	177.9	1:51:12.132
35	1	3:01.160	50.799	54.206	1:16.155	177.6	1:54:13.292
36	1	2:59.161	48.936	54.511	1:15.714	178.8	1:57:12.453
37	1	3:00.512	49.201	55.713	1:15.598	175.6	2:00:12.965
38	1	2:59.184	49.374	54.088	1:15.722	176.5	2:03:12.149

22 1.Thierry de LATRE DU BOS 2.Christophe VAN RIET — SHELBY Cobra 289 1964 — GT5

Lap	D	Time	Sector 1	Sector 2	Sector 3	T.Spd	Elapsed
1	1	2:45.942	50.120	47.437	1:08.385		2:45.942
2	1	2:42.965	45.366	48.149	1:09.450	176.2	5:28.907
3	1	2:40.696	44.994	48.154	1:07.548	187.2	8:09.603
4	1	2:37.055	42.985	47.206	1:06.864	213.4	10:46.658
5	1	2:44.761	47.052	48.812	1:08.897	175.6	13:31.419
6	1	2:37.326	43.001	46.864	1:07.461	203.4	16:08.745
7	1	2:39.756	43.858	48.508	1:07.390	192.2	18:48.501
8	1	2:39.657	43.539	47.269	1:08.849	194.6	21:28.158
9	1	2:38.125	43.474	46.913	1:07.738	198.9	24:06.283
10	1	2:40.639	43.752	48.595	1:08.292	196.0	26:46.922
11	1	2:39.662	44.315	47.275	1:08.072	197.8	29:26.584
12	1	2:39.581	43.782	47.982	1:07.817	205.3	32:06.165
13	1	2:37.413	43.898	46.402	1:07.113	207.3	34:43.578
14	1	2:42.142	43.351	49.986	1:08.805	204.9	37:25.720
15	1	2:37.193	43.102	47.276	1:06.815	200.7	40:02.913
16	1	2:37.273	43.337	46.724	1:07.212	208.1	42:40.186
17	1	2:40.507	43.339	47.270	1:09.898	199.6	45:20.693
18	1	2:43.426	44.326	50.643	1:08.457	204.2	48:04.119
19	1	2:39.667	43.567	49.782	1:06.318	203.4	50:43.786
20	1	5:48.784 **B**	45.406	55.222	4:08.156	194.6	56:32.570
21	1	5:04.072	3:10.859	46.227	1:06.986		1:01:36.642
22	1	2:36.496	42.439	47.032	1:07.025	205.7	1:04:13.138
23	1	2:36.290	43.847	45.637	1:06.806	177.3	1:06:49.428
24	1	2:35.088	42.605	46.828	1:05.655	208.9	1:09:24.516
25	1	2:35.717	42.865	46.009	1:06.843	196.0	1:12:00.233
26	1	2:33.590	42.330	45.239	1:06.021	210.5	1:14:33.823
27	1	2:35.636	42.704	46.379	1:06.553	212.6	1:17:09.459
28	1	2:34.493	42.259	45.911	1:06.323	211.4	1:19:43.952
29	1	2:34.090	42.682	45.576	1:05.832	219.1	1:22:18.042
30	1	2:34.864	42.604	45.030	1:07.230	217.7	1:24:52.906
31	1	2:32.865	42.017	45.243	1:05.605	220.0	1:27:25.771
32	1	2:34.889	42.185	46.479	1:06.225	221.8	1:30:00.660
33	1	2:33.997	42.263	45.441	1:06.293	216.9	1:32:34.657
34	1	2:32.268	41.999	44.661	1:05.608	218.6	1:35:06.925
35	1	2:33.172	41.562	45.919	1:05.691	221.8	1:37:40.097
36	1	2:33.782	41.625	46.103	1:06.054	219.1	1:40:13.879
37	1	2:34.326	42.505	46.268	1:05.553	214.3	1:42:48.205
38	1	2:37.456	43.647	45.474	1:08.335	217.3	1:45:25.661
39	1	2:32.913	41.449	45.072	1:06.392	220.9	1:47:58.574
40	1	2:35.345	43.029	45.726	1:06.590	216.4	1:50:33.919
41	1	2:32.257	42.112	44.788	1:05.357	222.2	1:53:06.176
42	1	2:33.090	42.020	45.020	1:06.050	216.0	1:55:39.266
43	1	2:34.459	42.069	46.257	1:06.133	221.3	1:58:13.725
44	1	2:38.381	44.275	47.091	1:07.015	207.3	2:00:52.106
45	1	2:32.402	42.144	44.786	1:05.472	215.6	2:03:24.508

24 1.Marc JOLY 2.Eric GOERTZ — PORSCHE 356 BT5 K-Hardtop 1961 — GT2

Lap	D	Time	Sector 1	Sector 2	Sector 3	T.Spd	Elapsed
1	1	4:05.812	1:39.610	1:03.262	1:22.940		4:05.812
2	1	3:17.480	54.474	59.252	1:23.754	142.5	7:23.292
3	1	3:14.974	53.339	1:00.089	1:21.546	147.1	10:38.266
4	1	3:21.979	56.391	1:02.607	1:22.981	158.8	14:00.245
5	1	3:18.783	54.667	1:00.732	1:23.384	149.0	17:19.028
6	1	3:15.994	52.541	1:00.960	1:22.493	157.0	20:35.022
7	1	3:18.463	56.403	59.516	1:22.544	155.6	23:53.485
8	1	3:19.612	57.837	1:00.262	1:21.513	158.6	27:13.097
9	1	3:19.056	53.927	1:01.832	1:23.297	146.1	30:32.153
10	1	3:16.507	53.569	1:01.797	1:21.141	151.9	33:48.660
11	1	3:21.420	56.090	1:03.403	1:21.927	141.7	37:10.080
12	1	3:21.278	57.489	1:01.265	1:22.524	149.6	40:31.358
13	1	3:21.020	53.530	1:01.671	1:25.819	149.4	43:52.378
14	1	3:17.894	53.579	58.901	1:25.414	150.0	47:10.272
15	1	3:17.407	54.525	1:00.062	1:22.820	145.7	50:27.679
16	1	3:18.480	53.369	1:00.714	1:24.397	149.0	53:46.159
17	1	3:15.740	53.070	1:02.063	1:20.607	150.0	57:01.899
18	1	3:17.459	55.120	1:01.415	1:20.924	160.0	1:00:19.358
19	1	8:26.288 **B**	54.684	59.800	6:31.804	132.4	1:08:45.646
20	1	3:51.557	1:15.436	1:03.965	1:32.156		1:12:37.203
21	1	3:26.199	57.265	1:02.082	1:26.852	145.4	1:16:03.402
22	1	3:16.930	54.959	58.821	1:23.150	148.6	1:19:20.332
23	1	3:16.525	54.792	58.225	1:23.508	157.7	1:22:36.857
24	1	3:23.418	55.272	1:01.704	1:26.442	161.9	1:26:00.275
25	1	3:27.388	56.157	1:01.406	1:29.825	157.7	1:29:27.663
26	1	3:28.468	56.647	1:03.397	1:28.424	149.2	1:32:56.131
27	1	3:21.132	57.174	1:00.270	1:23.688	145.0	1:36:17.263
28	1	3:23.426	57.026	1:00.897	1:25.503	157.7	1:39:40.689
29	1	3:21.331	55.000	59.971	1:26.360	154.5	1:43:02.020
30	1	3:25.821	53.823	1:03.220	1:28.778	155.2	1:46:27.841
31	1	3:25.783	55.871	1:02.995	1:26.917	154.9	1:49:53.624
32	1	3:20.457	54.465	1:00.161	1:25.831	151.3	1:53:14.081
33	1	3:24.067	55.223	1:01.737	1:27.107	152.5	1:56:38.148
34	1	3:19.773	54.839	1:00.548	1:24.386	157.0	1:59:57.921
35	1	3:19.478	53.816	59.213	1:26.449	157.0	2:03:17.399

25 1.Sandy WATSON 2.Andrew KIRKALDY — LOTUS XI 1500 1957 — SP2

Lap	D	Time	Sector 1	Sector 2	Sector 3	T.Spd	Elapsed
1	1	2:48.807	51.195	49.394	1:08.218		2:48.807
2	1	2:40.205	44.129	47.866	1:08.210	177.6	5:29.012
3	1	2:38.624	44.408	48.160	1:06.056	187.5	8:07.636
4	1	2:38.035	42.930	47.910	1:07.195	195.3	10:45.671
5	1	2:42.562	46.501	48.505	1:07.556	174.5	13:28.233
6	1	2:38.282	43.469	48.087	1:06.726	197.8	16:06.515
7	1	2:40.536	44.474	48.755	1:07.307	198.5	18:47.051
8	1	2:40.516	44.177	49.152	1:07.187	196.7	21:27.567
9	1	2:40.692	44.447	48.550	1:07.695	184.6	24:08.259
10	1	2:40.016	43.594	49.248	1:07.174	193.5	26:48.275
11	1	2:40.892	44.650	47.774	1:08.468	171.7	29:29.167
12	1	2:39.712	43.612	48.428	1:07.672	194.9	32:08.879
13	1	2:39.242	43.671	48.485	1:07.086	192.5	34:48.121
14	1	2:41.054	43.547	48.338	1:09.169	192.9	37:29.175

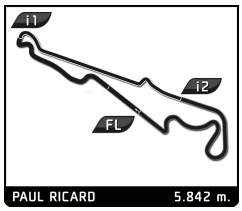

SIXTIES' ENDURANCE
DIX MILLE TOURS
RACE

Sector Analysis

__ Invalidated Lap Personal Best Session Best **B** Crossing the finish line in the pit lane

Lap	D	Time	Sector 1	Sector 2	Sector 3	T.Spd	Elapsed
15	1	2:40.924	43.919	49.151	1:07.854	194.2	40:10.099
16	1	2:38.991	43.592	48.124	1:07.275	197.1	42:49.090
17	1	2:39.794	43.641	48.523	1:07.630	195.7	45:28.884
18	1	2:41.356	43.648	49.961	1:07.747	194.6	48:10.240
19	1	2:38.973	42.784	49.413	1:06.776	197.8	50:49.213
20	1	2:44.523	43.353	53.517	1:07.653	197.4	53:33.736
21	1	2:50.410 **B**	43.314	48.534	1:18.562	193.9	56:24.146
22	1	8:32.137	6:19.694	55.750	1:16.693		1:04:56.283
23	1	3:00.863	49.495	53.876	1:17.492	185.6	1:07:57.146
24	1	2:59.752	48.615	55.236	1:15.901	178.8	1:10:56.898
25	1	2:57.865	48.601	53.137	1:16.127	175.6	1:13:54.763
26	1	3:07.044 **B**	50.454	53.411	1:23.179	181.5	1:17:01.807
27	1	4:17.316	2:21.111	49.043	1:07.162		1:21:19.123
28	1	2:39.018	43.568	48.061	1:07.389	195.3	1:23:58.141
29	1	2:39.309	43.422	49.079	1:06.808	197.1	1:26:37.450
30	1	2:37.371	42.577	48.670	1:06.124	198.5	1:29:14.821
31	1	2:37.375	42.822	48.282	1:06.271	198.5	1:31:52.196
32	1	2:36.875	42.971	47.480	1:06.424	197.8	1:34:29.071
33	1	2:40.970	43.378	49.611	1:07.981	195.7	1:37:10.041
34	1	2:39.565	44.162	48.336	1:07.067	192.9	1:39:49.606
35	1	2:38.756	44.068	48.025	1:06.663	196.4	1:42:28.362
36	1	2:39.178	43.522	48.546	1:07.110	193.5	1:45:07.540
37	1	2:39.817	43.470	49.577	1:06.770	197.4	1:47:47.357
38	1	2:39.355	43.712	48.043	1:07.600	189.8	1:50:26.712
39	1	2:39.168	44.136	48.242	1:06.790	191.2	1:53:05.880
40	1	2:38.709	43.690	48.386	1:06.633	186.5	1:55:44.589
41	1	2:40.779	44.305	48.033	1:08.441	194.9	1:58:25.368
42	1	2:39.439	43.721	48.863	1:06.855	199.6	2:01:04.807
43	1	2:38.629	44.244	47.720	1:06.665	188.2	2:03:43.436

27 1.Nick PINK 2.Chris FOX — LOTUS Elan 26R 1965 — GT2

Lap	D	Time	Sector 1	Sector 2	Sector 3	T.Spd	Elapsed
1	1	3:01.302	56.511	52.243	1:12.548		3:01.302
2	1	2:50.747	47.594	51.045	1:12.108	182.7	5:52.049
3	1	2:49.885	46.829	50.860	1:12.196	191.8	8:41.934
4	1	2:50.083	47.193	50.847	1:12.043	191.8	11:32.017
5	1	2:49.905	47.254	50.753	1:11.898	173.1	14:21.922
6	1	2:51.643	46.649	51.490	1:13.504	184.6	17:13.565
7	1	2:48.540	46.493	50.268	1:11.779	174.2	20:02.105
8	1	2:48.095	46.468	50.578	1:11.049	180.3	22:50.200
9	1	2:48.411	46.776	50.664	1:10.971	181.8	25:38.611
10	1	2:49.289	45.722	51.449	1:12.118	184.9	28:27.900
11	1	2:48.714	46.558	50.361	1:11.795	187.5	31:16.614
12	1	2:47.182	45.184	51.044	1:10.954	185.9	34:03.796
13	1	2:46.993	45.640	50.256	1:11.097	186.9	36:50.789
14	1	2:47.638	45.155	49.884	1:12.599	193.9	39:38.427
15	1	2:46.714	46.156	49.859	1:10.699	186.5	42:25.141
16	1	2:49.304	48.865	50.397	1:10.042	189.1	45:14.445
17	1	2:51.503	46.417	53.350	1:11.736	190.5	48:05.948
18	1	2:45.890	44.907	49.856	1:11.127	188.5	50:51.838
19	1	2:47.314	45.376	50.795	1:11.143	185.9	53:39.152
20	1	2:45.882	45.796	49.612	1:10.474	175.0	56:25.034
21	1	2:47.520	46.277	49.975	1:11.268	180.9	59:12.554
22	1	2:49.400	46.815	51.298	1:11.287	181.8	1:02:01.954
23	1	2:47.918	45.522	51.786	1:10.610	180.0	1:04:49.872
24	1	3:05.721 **B**	46.488	50.194	1:29.039	184.6	1:07:55.593
25	1	8:13.816	6:09.440	51.483	1:12.893		1:16:09.409
26	1	2:48.504	46.517	50.641	1:11.346	186.9	1:18:57.913
27	1	2:47.551	45.976	50.338	1:11.237	197.1	1:21:45.464
28	1	2:46.039	46.853	48.932	1:10.254	198.9	1:24:31.503
29	1	2:43.646	45.509	48.779	1:09.358	200.7	1:27:15.149
30	1	2:45.178	45.496	50.472	1:09.210	188.5	1:30:00.327
31	1	2:43.924	44.889	48.817	1:10.218	191.5	1:32:44.251
32	1	2:44.211	45.496	48.590	1:10.125	194.9	1:35:28.462
33	1	2:43.687	45.731	48.978	1:08.978	186.9	1:38:12.149
34	1	2:43.862	44.635	48.657	1:10.570	192.5	1:40:56.011
35	1	2:44.984	46.265	49.158	1:09.561	177.0	1:43:40.995
36	1	2:45.337	44.980	49.483	1:10.874	192.9	1:46:26.332
37	1	2:45.680	45.795	49.165	1:10.720	198.2	1:49:12.012
38	1	2:48.185	44.928	51.266	1:11.991	195.7	1:52:00.197
39	1	2:43.721	44.455	48.918	1:10.348	200.7	1:54:43.918
40	1	2:44.177	45.220	50.020	1:08.937	189.5	1:57:28.095
41	1	2:46.353	44.800	48.995	1:12.558	184.9	2:00:14.448
42	1	2:46.467	45.519	49.663	1:11.285	183.7	2:03:00.915

29 1.Gaël REGENT 2.Jean-Yves GRANDIDIER — MORGAN +4 Super Sport 1962 — GT2

Lap	D	Time	Sector 1	Sector 2	Sector 3	T.Spd	Elapsed
1	1	3:24.564	1:15.448	54.160	1:14.956		3:24.564
2	1	2:57.419	47.633	52.633	1:17.153	184.0	6:21.983
3	1	2:56.760	50.117	52.425	1:14.218	186.2	9:18.743
4	1	2:52.599	47.383	52.231	1:12.985	187.2	12:11.342
5	1	2:52.380	46.904	52.497	1:12.979	187.5	15:03.722
6	1	2:54.061	47.134	52.307	1:14.620	184.9	17:57.783
7	1	2:53.338	47.099	51.779	1:14.460	185.9	20:51.121
8	1	2:55.422	49.186	52.662	1:13.574	172.8	23:46.543
9	1	2:56.965	48.503	52.216	1:16.246	176.2	26:43.508
10	1	2:54.096	47.388	52.418	1:14.290	179.4	29:37.604
11	1	2:54.331	47.964	51.913	1:14.454	179.7	32:31.935
12	1	2:53.707	48.347	51.370	1:13.990	178.5	35:25.642
13	1	2:53.203	46.458	52.497	1:14.248	184.0	38:18.845
14	1	2:53.103	47.114	52.318	1:13.671	181.2	41:11.948
15	1	2:54.703	46.657	51.945	1:16.101	184.9	44:06.651
16	1	2:58.110	48.428	52.540	1:17.142	183.4	47:04.761
17	1	2:56.394	47.066	53.414	1:15.914	174.2	50:01.155
18	1	2:54.077	47.514	51.914	1:14.649	184.3	52:55.232
19	1	2:53.663	47.799	52.337	1:13.527	168.2	55:48.895
20	1	6:15.280 **B**	49.647	52.376	4:33.257	174.2	1:02:04.175
21	1	5:24.264	3:08.995	54.866	1:20.403		1:07:28.439
22	1	3:02.616	50.034	54.001	1:18.581	164.1	1:10:31.055
23	1	3:00.171	48.563	54.146	1:17.462	176.8	1:13:31.226
24	1	2:59.712	48.524	53.538	1:17.650	176.8	1:16:30.938
25	1	3:03.727	50.636	54.831	1:18.260	166.4	1:19:34.665
26	1	3:03.863	50.878	53.704	1:19.281	181.2	1:22:38.528
27	1	3:05.275	51.172	54.788	1:19.315	164.6	1:25:43.803
28	1	2:56.989	49.019	52.415	1:15.555	162.2	1:28:40.792
29	1	2:57.047	48.578	52.869	1:15.600	168.2	1:31:37.839
30	1	2:55.367	48.116	52.285	1:14.966	179.4	1:34:33.206
31	1	2:59.079	48.420	54.749	1:15.910	179.7	1:37:32.285
32	1	2:57.183	48.688	53.733	1:14.762	182.4	1:40:29.468
33	1	2:57.888	49.793	52.148	1:15.947	174.8	1:43:27.356
34	1	3:00.149	49.935	54.421	1:15.793	178.8	1:46:27.505
35	1	2:58.973	47.576	52.281	1:19.116	185.6	1:49:26.478
36	1	2:55.692	47.119	51.598	1:16.975	180.3	1:52:22.170
37	1	2:57.999	49.033	53.331	1:15.635	180.6	1:55:20.169
38	1	2:56.545	50.142	51.938	1:14.465	182.7	1:58:16.714
39	1	2:56.729	48.027	54.250	1:14.452	176.2	2:01:13.443

ZENITH
THE FUTURE OF SWISS WATCHMAKING SINCE 1865
VICOMTE A.
PARIS

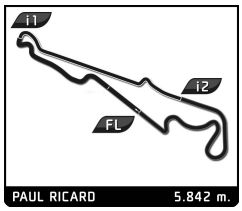

SIXTIES' ENDURANCE
DIX MILLE TOURS
RACE

Sector Analysis

__ Invalidated Lap Personal Best Session Best **B** Crossing the finish line in the pit lane

31
1.Charles FIRMENICH
2.Henri MOSER
SHELBY Cobra 289 1964
GT5

Lap	D	Time	Sector 1	Sector 2	Sector 3	T.Spd	Elapsed
40	1	2:56.346	47.708	52.754	1:15.884	179.1	2:04:09.789
1	1	2:44.367	46.250	48.356	1:09.761		2:44.367
2	1	2:43.538	45.712	48.813	1:09.013	196.7	5:27.905
3	1	2:44.645	45.409	49.856	1:09.380	197.1	8:12.550
4	1	2:40.900	44.408	48.132	1:08.360	202.2	10:53.450
5	1	2:43.898	45.547	49.474	1:08.877	205.3	13:37.348
6	1	2:41.023	44.694	48.052	1:08.277	203.4	16:18.371
7	1	2:43.133	43.632	48.986	1:10.515	213.4	19:01.504
8	1	2:43.059	44.583	49.629	1:08.847	213.0	21:44.563
9	1	2:42.762	44.710	48.528	1:09.524	192.9	24:27.325
10	1	2:44.386	45.153	48.554	1:10.679	188.2	27:11.711
11	1	2:43.531	45.444	48.523	1:09.564	195.3	29:55.242
12	1	2:41.261	44.026	47.597	1:09.638	200.0	32:36.503
13	1	2:44.477	45.299	50.002	1:09.176	202.6	35:20.980
14	1	2:40.827	43.827	47.881	1:09.119	214.7	38:01.807
15	1	2:52.363	46.000	48.020	1:18.343	191.2	40:54.170
16	1	2:43.885	45.932	48.056	1:09.897	196.7	43:38.055
17	1	2:43.163	44.728	50.067	1:08.368	214.7	46:21.218
18	1	2:43.512	45.313	49.335	1:08.864	208.9	49:04.730
19	1	2:45.411	47.254	49.779	1:08.378	218.2	51:50.141
20	1	8:04.755 **B**	44.297	48.650	6:31.808	218.6	59:54.896
21	1	3:04.149	1:11.712	46.689	1:05.748		1:02:59.045
22	1	2:34.966	42.616	46.400	1:05.950	206.9	1:05:34.011
23	1	2:33.892	41.860	46.045	1:05.987	218.2	1:08:07.903
24	1	2:34.519	42.000	46.948	1:05.571	219.1	1:10:42.422
25	1	2:35.028	42.327	46.059	1:06.642	220.0	1:13:17.450
26	1	2:37.637	42.649	45.689	1:09.299	217.3	1:15:55.087
27	1	2:34.097	42.031	46.563	1:05.503	216.9	1:18:29.184
28	1	2:37.633	43.527	47.385	1:06.721	221.3	1:21:06.817
29	1	2:34.589	42.444	46.319	1:05.826	222.2	1:23:41.406
30	1	2:33.514	42.392	45.929	1:05.193	221.3	1:26:14.920
31	1	2:33.690	42.188	45.295	1:06.207	220.4	1:28:48.610
32	1	2:34.040	42.637	45.886	1:05.517	216.9	1:31:22.650
33	1	2:36.575	42.903	47.427	1:06.245	215.6	1:33:59.225
34	1	2:32.877	41.402	46.673	1:04.802	220.0	1:36:32.102
35	1	2:32.184	41.936	45.183	1:05.065	218.2	1:39:04.286
36	1	2:36.783	45.253	46.404	1:05.126	219.1	1:41:41.069
37	1	2:33.752	41.697	46.321	1:05.734	218.6	1:44:14.821
38	1	2:34.926	41.986	47.308	1:05.632	220.9	1:46:49.747
39	1	2:34.054	41.919	45.300	1:06.835	220.9	1:49:23.801
40	1	2:34.852	41.620	45.890	1:07.342	223.6	1:51:58.653
41	1	2:34.703	43.081	45.632	1:05.990	213.9	1:54:33.356
42	1	2:31.995	41.576	44.968	1:05.451	218.6	1:57:05.351
43	1	2:34.291	42.774	45.420	1:06.097	216.9	1:59:39.642
44	1	2:33.447	42.099	45.907	1:05.441	225.5	2:02:13.089
45	1	2:33.599	43.139	45.049	1:05.411	218.2	2:04:46.688

32
1.Marie-Claude FIRMENICH
2.Benjamin MONNAY
PORSCHE 911 2,0L 1965
GT2

Lap	D	Time	Sector 1	Sector 2	Sector 3	T.Spd	Elapsed
1	1	3:35.026	1:16.835	57.882	1:20.309		3:35.026
2	1	3:06.317	50.921	55.669	1:19.727	167.2	6:41.343
3	1	3:08.792	51.872	56.470	1:20.450	156.3	9:50.135
4	1	3:06.098	52.204	55.120	1:18.774	163.1	12:56.233
5	1	3:04.340	50.815	55.876	1:17.649	170.1	16:00.573
6	1	3:05.301	50.200	56.412	1:18.689	174.5	19:05.874
7	1	3:05.913	50.657	56.381	1:18.875	178.8	22:11.787
8	1	3:04.092	50.412	55.165	1:18.515	168.7	25:15.879
9	1	3:05.088	50.110	55.738	1:19.240	173.4	28:20.967
10	1	3:06.009	51.598	55.685	1:18.726	166.2	31:26.976
11	1	3:10.889	51.406	58.827	1:20.656	162.2	34:37.865
12	1	3:05.311	51.383	55.722	1:18.206	170.3	37:43.176
13	1	3:09.066	50.680	57.536	1:20.850	170.1	40:52.242
14	1	3:05.059	51.527	56.414	1:17.118	170.3	43:57.301
15	1	3:09.489	51.983	56.889	1:20.617	158.4	47:06.790
16	1	3:05.749	50.874	56.666	1:18.209	162.7	50:12.539
17	1	3:06.093	49.755	57.458	1:18.880	174.2	53:18.632
18	1	8:39.757 **B**	49.995	55.654	6:54.108	171.2	1:01:58.389
19	1	3:20.780	1:11.483	54.091	1:15.206		1:05:19.169
20	1	2:56.245	47.943	54.178	1:14.124	179.1	1:08:15.414
21	1	2:51.901	46.281	52.041	1:13.579	182.7	1:11:07.315
22	1	2:51.100	46.439	52.184	1:12.477	183.4	1:13:58.415
23	1	2:54.516	48.887	52.484	1:13.145	184.0	1:16:52.931
24	1	2:51.960	46.763	52.698	1:12.499	184.9	1:19:44.891
25	1	2:53.641	46.395	51.995	1:15.251	184.9	1:22:38.532
26	1	2:51.836	47.298	51.577	1:12.961	184.9	1:25:30.368
27	1	2:51.663	46.906	52.184	1:12.573	186.2	1:28:22.031
28	1	2:56.605	46.716	54.914	1:14.975	182.7	1:31:18.636
29	1	2:59.285	49.011	56.318	1:13.956	161.4	1:34:17.921
30	1	2:50.706	46.163	52.254	1:12.289	184.0	1:37:08.627
31	1	2:53.916	47.383	53.333	1:13.200	186.2	1:40:02.543
32	1	2:55.977	48.377	53.425	1:14.175	186.9	1:42:58.520
33	1	3:04.636	46.599	53.156	1:24.881	182.7	1:46:03.156
34	1	2:55.786	46.807	52.323	1:16.656	181.8	1:48:58.942
35	1	2:52.079	47.230	52.237	1:12.612	185.9	1:51:51.021
36	1	2:53.136	46.454	52.877	1:13.805	185.6	1:54:44.157
37	1	2:52.484	46.813	52.655	1:13.016	184.3	1:57:36.641
38	1	2:50.082	46.200	51.428	1:12.454	184.0	2:00:26.723
39	1	2:50.601	46.102	51.857	1:12.642	184.0	2:03:17.324

33
1.Dominique REINHARDT
JAGUAR Type E 3.8L 1961
GT4

Lap	D	Time	Sector 1	Sector 2	Sector 3	T.Spd	Elapsed
1	1	2:54.048	54.707	50.320	1:09.021		2:54.048
2	1	2:43.031	44.530	48.937	1:09.564	198.9	5:37.079
3	1	2:39.972	44.330	47.686	1:07.956	191.2	8:17.051
4	1	2:40.972	43.629	48.837	1:08.506	202.2	10:58.023
5	1	2:45.901	44.285	51.378	1:10.238	202.6	13:43.924
6	1	2:44.389	45.924	49.110	1:09.355	206.5	16:28.313
7	1	2:41.874	43.788	48.181	1:09.905	202.2	19:10.187
8	1	2:43.892	45.786	49.134	1:08.972	193.5	21:54.079
9	1	2:39.859	43.702	48.043	1:08.114	197.8	24:33.938
10	1	2:40.198	43.626	48.604	1:07.968	190.5	27:14.136
11	1	2:41.950	44.313	48.151	1:09.486	201.9	29:56.086
12	1	2:41.874	43.780	47.908	1:10.186	205.3	32:37.960
13	1	2:44.454	44.418	51.083	1:08.953	194.6	35:22.414
14	1	2:40.660	43.870	48.026	1:08.764	204.5	38:03.074
15	1	2:43.557	45.056	48.459	1:10.042	196.0	40:46.631
16	1	2:42.814	44.453	48.556	1:09.805	194.6	43:29.445
17	1	2:43.165	44.276	49.226	1:09.663	182.4	46:12.610
18	1	2:45.529	44.106	52.799	1:08.624	190.5	48:58.139
19	1	2:44.862	44.051	52.450	1:08.361	192.2	51:43.001
20	1	2:41.804	44.349	48.470	1:08.985	175.6	54:24.805
21	1	2:44.538	45.454	50.155	1:08.929	173.1	57:09.343

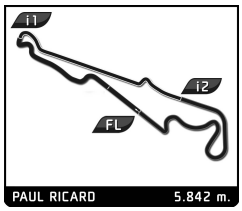

SIXTIES' ENDURANCE
DIX MILLE TOURS
RACE

Sector Analysis

__ Invalidated Lap Personal Best Session Best **B** Crossing the finish line in the pit lane

Lap	D	Time	Sector 1	Sector 2	Sector 3	T.Spd	Elapsed
22	1	2:41.447	44.024	48.791	1:08.632	204.5	59:50.790
23	1	2:42.777	43.668	50.240	1:08.869	192.5	1:02:33.567
24	1	2:42.576	44.084	48.705	1:09.787	194.9	1:05:16.143
25	1	2:51.214 **B**	44.823	48.951	1:17.440	190.1	1:08:07.357
26	1	7:58.514	5:57.881	50.651	1:09.982		1:16:05.871
27	1	2:43.411	44.643	50.261	1:08.507	187.5	1:18:49.282
28	1	2:40.868	43.664	48.030	1:09.174	194.6	1:21:30.150
29	1	2:41.628	44.359	48.446	1:08.823	189.1	1:24:11.778
30	1	2:42.092	43.804	47.671	1:10.617	196.4	1:26:53.870
31	1	2:38.112	43.235	47.465	1:07.412	196.0	1:29:31.982
32	1	2:41.314	45.520	48.327	1:07.467	194.9	1:32:13.296
33	1	2:43.238	46.000	47.975	1:09.263	197.8	1:34:56.534
34	1	2:40.541	43.844	48.143	1:08.554	192.2	1:37:37.075
35	1	2:42.424	43.764	49.060	1:09.600	201.5	1:40:19.499
36	1	3:14.056 **B**	48.619	57.184	1:28.253	154.3	1:43:33.555
37	1	7:23.228 **B**	4:58.331	56.218	1:28.679		1:50:56.783
38	1	4:24.897	2:18.416	53.930	1:12.551		1:55:21.680
39	1	2:40.748	44.517	47.847	1:08.384	200.7	1:58:02.428
40	1	2:53.534	46.518	54.071	1:12.945	169.8	2:00:55.962
41	1	2:45.903	44.144	49.662	1:12.097	197.8	2:03:41.865

36 1.Marc PETIT / 2.Stéphane PLAGNAT — PORSCHE 356 C 1963 — GT2

Lap	D	Time	Sector 1	Sector 2	Sector 3	T.Spd	Elapsed
1	1	3:34.253	1:20.140	56.501	1:17.612		3:34.253
2	1	3:06.489	51.893	56.196	1:18.400	174.2	6:40.742
3	1	3:03.133	49.728	55.957	1:17.448	169.8	9:43.875
4	1	3:02.793	50.167	55.271	1:17.355	170.9	12:46.668
5	1	3:06.090	51.384	56.669	1:18.037	173.4	15:52.758
6	1	3:07.165	52.590	57.471	1:17.104	168.5	18:59.923
7	1	3:06.558	50.500	57.758	1:18.300	167.4	22:06.481
8	1	3:05.394	51.024	56.272	1:18.098	169.0	25:11.875
9	1	3:03.982	49.848	56.087	1:18.047	170.1	28:15.857
10	1	3:05.694	51.303	57.017	1:17.374	168.7	31:21.551
11	1	3:04.665	49.954	56.171	1:18.540	169.5	34:26.216
12	1	3:07.436	52.536	57.527	1:17.373	161.0	37:33.652
13	1	3:07.285	50.083	58.361	1:18.841	169.0	40:40.937
14	1	3:07.947	50.091	58.595	1:19.261	170.3	43:48.884
15	1	3:05.849	49.595	56.581	1:19.673	170.9	46:54.733
16	1	3:08.133	50.478	57.744	1:19.911	169.3	50:02.866
17	1	3:09.331	51.572	58.967	1:18.792	169.8	53:12.197
18	1	3:09.480	50.103	1:00.260	1:19.117	169.5	56:21.677
19	1	7:02.221 **B**	51.526	1:08.732	5:01.963	169.0	1:03:23.898
20	1	4:57.745	2:40.849	57.385	1:19.511		1:08:21.643
21	1	3:06.042	50.356	56.675	1:19.011	168.0	1:11:27.685
22	1	3:03.741	49.974	55.890	1:17.877	169.5	1:14:31.426
23	1	3:04.899	50.411	56.204	1:18.284	168.2	1:17:36.325
24	1	3:05.558	50.509	55.764	1:19.285	168.5	1:20:41.883
25	1	3:04.061	50.439	55.715	1:17.907	168.7	1:23:45.944
26	1	3:03.446	50.423	54.779	1:18.244	169.3	1:26:49.390
27	1	3:03.796	49.864	56.186	1:17.746	168.2	1:29:53.186
28	1	3:00.944	49.180	55.174	1:16.590	171.4	1:32:54.130
29	1	3:02.998	48.785	56.308	1:17.905	168.0	1:35:57.128
30	1	3:03.245	48.749	55.824	1:18.672	167.4	1:39:00.373
31	1	3:02.079	49.137	55.818	1:17.124	168.7	1:42:02.452
32	1	3:01.591	49.332	55.426	1:16.833		1:45:04.043
33	1	3:01.268	49.035	54.991	1:17.242	169.0	1:48:05.311
34	1	3:05.859	49.857	56.158	1:19.844	165.6	1:51:11.170
35	1	3:01.732	49.782	55.101	1:16.849	166.9	1:54:12.902
36	1	3:01.282	48.585	55.075	1:17.622		1:57:14.184
37	1	3:01.108	49.190	55.258	1:16.660	170.1	2:00:15.292
38	1	2:59.900	48.818	54.998	1:16.084	170.1	2:03:15.192

37 1.Grégoire AUDI / 2.Nigel GREENSALL — SHELBY Cobra 289 1964 — GT5

Lap	D	Time	Sector 1	Sector 2	Sector 3	T.Spd	Elapsed
1	1	3:34.166	1:24.348	54.612	1:15.206		3:34.166
2	1	2:49.490	45.833	51.519	1:12.138	183.1	6:23.656
3	1	2:49.490	47.612	50.091	1:11.787	178.8	9:13.146
4	1	2:44.806	46.344	49.006	1:09.456	185.9	11:57.952
5	1	2:46.881	45.954	49.825	1:11.102	194.2	14:44.833
6	1	2:44.809	45.174	49.092	1:10.543	193.2	17:29.642
7	1	2:45.593	46.545	49.643	1:09.405	172.5	20:15.235
8	1	2:43.139	44.797	48.775	1:09.567	189.5	22:58.374
9	1	2:44.505	44.893	49.441	1:10.171	179.4	25:42.879
10	1	2:42.719	45.100	48.711	1:08.908	190.5	28:25.598
11	1	2:43.995	46.517	48.413	1:09.065	197.1	31:09.593
12	1	2:44.240	46.577	48.916	1:08.747	175.3	33:53.833
13	1	2:45.122	47.813	48.360	1:08.949	168.7	36:38.955
14	1	2:44.271	47.087	48.986	1:08.198	186.9	39:23.226
15	1	2:42.324	44.713	48.978	1:08.633	187.8	42:05.550
16	1	2:41.861	45.013	47.863	1:08.985	175.9	44:47.411
17	1	2:46.411	46.801	50.323	1:09.287	187.8	47:33.822
18	1	2:47.563	47.719	50.621	1:09.223	168.7	50:21.385
19	1	2:43.388	46.038	49.087	1:08.263	180.9	53:04.773
20	1	2:45.716	45.572	48.661	1:11.483	188.8	55:50.489
21	1	7:08.256 **B**	48.786	50.162	5:29.308	178.2	1:02:58.745
22	1	4:17.646	2:17.495	49.513	1:10.638		1:07:16.391
23	1	2:43.325	46.300	48.336	1:08.689	179.7	1:09:59.716
24	1	2:41.475	43.772	46.840	1:10.863	186.5	1:12:41.191
25	1	2:39.610	45.431	47.663	1:06.516	182.1	1:15:20.801
26	1	2:36.989	43.515	46.139	1:07.335	188.5	1:17:57.790
27	1	2:40.277	43.675	48.107	1:08.495	194.6	1:20:38.067
28	1	2:38.115	43.933	47.079	1:07.103	196.7	1:23:16.182
29	1	2:35.637	42.904	46.273	1:06.460	192.5	1:25:51.819
30	1	2:38.497	42.423	46.152	1:09.922	193.9	1:28:30.316
31	1	2:37.547	42.410	46.371	1:08.766	198.5	1:31:07.863
32	1	2:35.845	42.817	45.683	1:07.345	193.9	1:33:43.708
33	1	2:34.839	42.040	46.372	1:06.427	204.9	1:36:18.547
34	1	2:36.420	42.660	46.614	1:07.146	203.0	1:38:54.967
35	1	2:34.488	42.261	45.980	1:06.247	195.7	1:41:29.455
36	1	2:35.215	42.203	46.775	1:06.237	202.2	1:44:04.670
37	1	2:36.262	42.364	45.852	1:08.046	202.6	1:46:40.932
38	1	2:38.322	42.367	46.339	1:09.616	189.5	1:49:19.254
39	1	2:38.947	42.819	48.683	1:07.445	193.2	1:51:58.201
40	1	2:36.112	43.039	46.568	1:06.505	208.1	1:54:34.313
41	1	2:33.115	41.945	45.012	1:06.158	208.9	1:57:07.428
42	1	2:33.812	41.758	46.042	1:06.012	198.9	1:59:41.240
43	1	2:36.227	42.416	46.429	1:07.382	204.2	2:02:17.467

38 1.Jean Michel GODET / 2.Nicolas BERTHY — MG B 1965 — GT2

Lap	D	Time	Sector 1	Sector 2	Sector 3	T.Spd	Elapsed
1	1	3:32.189	1:17.688	57.019	1:17.482		3:32.189
2	1	3:01.615	50.605	55.462	1:15.548	173.6	6:33.804
3	1	3:01.367	49.003	55.441	1:16.923	173.4	9:35.171
4	1	3:00.552	49.712	54.991	1:15.849	171.2	12:35.723
5	1	2:59.870	48.490	55.316	1:16.064	172.2	15:35.593

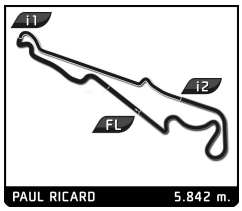

SIXTIES' ENDURANCE
DIX MILLE TOURS
RACE

Sector Analysis

__ Invalidated Lap Personal Best Session Best **B** Crossing the finish line in the pit lane

Lap	D	Time	Sector 1	Sector 2	Sector 3	T.Spd	Elapsed
6	1	2:58.639	48.508	54.581	1:15.550	174.2	18:34.232
7	1	2:58.853	48.999	54.718	1:15.136	172.0	21:33.085
8	1	2:58.102	48.475	54.550	1:15.077	173.1	24:31.187
9	1	2:56.827	48.182	54.048	1:14.597	173.1	27:28.014
10	1	2:57.522	47.803	54.300	1:15.419	173.1	30:25.536
11	1	2:57.212	48.009	54.272	1:14.931	173.4	33:22.748
12	1	2:57.108	48.250	54.541	1:14.317	173.6	36:19.856
13	1	2:56.999	48.051	53.962	1:14.986	172.8	39:16.855
14	1	2:56.344	47.700	54.383	1:14.261	174.5	42:13.199
15	1	2:57.333	48.905	54.248	1:14.180	173.6	45:10.532
16	1	3:14.918	49.334	1:09.401	1:16.183	172.0	48:25.450
17	1	3:02.989	49.616	56.163	1:17.210	170.3	51:28.439
18	1	3:01.237	49.452	55.486	1:16.299	165.6	54:29.676
19	1	2:59.069	49.108	54.477	1:15.484	164.4	57:28.745
20	1	8:39.184 **B**	49.114	54.637	6:55.433	164.9	1:06:07.929
21	1	3:35.109	1:15.627	58.747	1:20.735		1:09:43.038
22	1	3:04.700	50.769	56.554	1:17.377	172.8	1:12:47.738
23	1	3:03.053	50.074	56.613	1:16.366	173.4	1:15:50.791
24	1	3:00.736	49.135	55.193	1:16.408	172.0	1:18:51.527
25	1	3:03.265	49.210	57.617	1:16.438	173.4	1:21:54.792
26	1	3:03.240	49.667	56.636	1:16.937	171.4	1:24:58.032
27	1	3:00.224	49.564	55.081	1:15.579	172.2	1:27:58.256
28	1	3:01.136	49.251	55.566	1:16.319	171.2	1:30:59.392
29	1	3:01.019	48.693	55.510	1:16.816	170.1	1:34:00.411
30	1	3:05.098	50.477	56.528	1:18.093	171.7	1:37:05.509
31	1	3:00.193	48.765	55.925	1:15.503	169.0	1:40:05.702
32	1	3:02.372	49.684	55.540	1:17.148	170.9	1:43:08.074
33	1	2:59.271	48.885	54.974	1:15.412	172.0	1:46:07.345
34	1	3:00.721	48.511	55.452	1:16.758	170.9	1:49:08.066
35	1	3:00.832	48.587	56.063	1:16.182	168.0	1:52:08.898
36	1	2:59.428	48.787	55.151	1:15.490	165.1	1:55:08.326

40 1.Edouard DEGUEMP — LOTUS Elite 1961 — GT2

Lap	D	Time	Sector 1	Sector 2	Sector 3	T.Spd	Elapsed
1	1	4:02.868	1:35.571	1:04.408	1:22.889		4:02.868
2	1	3:20.162	55.103	59.403	1:25.656	143.0	7:23.030
3	1	3:13.568	52.878	58.622	1:22.068	150.8	10:36.598
4	1	3:18.326	56.519	59.600	1:22.207	151.7	13:54.924
5	1	3:12.643	51.520	59.605	1:21.518	159.5	17:07.567
6	1	3:15.751	54.364	1:01.000	1:20.387	163.1	20:23.318
7	1	3:12.027	52.443	58.534	1:21.050	158.6	23:35.345
8	1	3:11.973	52.763	56.904	1:22.306	156.7	26:47.318
9	1	3:08.559	52.890	57.440	1:18.229	147.5	29:55.877
10	1	3:07.085	50.670	57.575	1:18.840	162.7	33:02.962
11	1	3:08.627	51.254	57.285	1:20.088	158.8	36:11.589
12	1	3:07.803	50.852	57.828	1:19.123	163.1	39:19.392
13	1	3:11.787	50.884	58.825	1:22.078	165.1	42:31.179
14	1	3:09.906	52.438	57.954	1:19.514	155.2	45:41.085
15	1	3:09.779	50.856	1:00.204	1:18.719	162.9	48:50.864
16	1	3:06.514	50.396	57.698	1:18.420	160.5	51:57.378
17	1	8:25.867 **B**	50.852	57.001	6:38.014	166.2	1:00:23.245
18	1	3:30.883	1:14.565	57.401	1:18.917		1:03:54.128
19	1	3:09.015	50.178	57.814	1:21.023	158.1	1:07:03.143
20	1	3:07.211	50.239	57.849	1:19.123	167.2	1:10:10.354
21	1	3:10.693	51.871	59.073	1:19.749	159.8	1:13:21.047
22	1	3:07.738	50.802	57.961	1:18.975	152.3	1:16:28.785
23	1	10:50.434 **B**	55.772	2:03.403	7:51.259	140.4	1:27:19.219

41 1.Bart BLOMMAERT 2.Rikkert LEEMAN — MG B 1964 — GT2

Lap	D	Time	Sector 1	Sector 2	Sector 3	T.Spd	Elapsed
1	1	3:08.181	1:01.706	52.805	1:13.670		3:08.181
2	1	2:52.906	46.425	52.012	1:14.469	182.4	6:01.087
3	1	2:52.180	46.974	52.017	1:13.189	182.4	8:53.267
4	1	2:54.892	47.540	53.261	1:14.091	180.9	11:48.159
5	1	2:51.556	46.711	52.226	1:12.619	180.6	14:39.715
6	1	2:51.844	46.751	52.762	1:12.331	180.3	17:31.559
7	1	2:53.736	47.065	53.993	1:12.678	181.5	20:25.295
8	1	2:53.778	47.200	52.598	1:13.980	179.7	23:19.073
9	1	2:57.916	48.797	53.970	1:15.149	180.6	26:16.989
10	1	2:53.191	47.046	52.625	1:13.520	180.3	29:10.180
11	1	2:53.186	47.264	52.964	1:12.958	180.3	32:03.366
12	1	2:52.298	47.541	52.326	1:12.431	180.9	34:55.664
13	1	2:51.307	46.958	52.614	1:11.735	180.9	37:46.971
14	1	2:52.450	47.272	51.948	1:13.230	181.2	40:39.421
15	1	2:51.935	47.060	51.964	1:12.911	182.1	43:31.356
16	1	2:56.357	48.001	53.442	1:14.914	176.8	46:27.713
17	1	8:13.793 **B**	47.666	53.839	6:32.288	182.4	54:41.506
18	1	3:30.105	1:11.434	57.500	1:21.171		58:11.611
19	1	3:01.343	52.543	53.806	1:14.994	171.7	1:01:12.954
20	1	2:57.842	49.043	52.870	1:15.929	174.5	1:04:10.796
21	1	2:59.193	48.889	53.535	1:16.769	175.0	1:07:09.989
22	1	2:55.733	47.638	53.337	1:14.758	180.6	1:10:05.722
23	1	2:55.309	47.808	52.686	1:14.815	171.4	1:13:01.031
24	1	3:21.276	49.966	53.091	1:38.219	175.6	1:16:22.307

46 1.Alice BOURIEZ 2.Stanislas BOURIEZ — ALFA ROMEO Giulia Sprint 1966 — GT2

Lap	D	Time	Sector 1	Sector 2	Sector 3	T.Spd	Elapsed
1	1	4:06.723	1:37.835	1:04.503	1:24.385		4:06.723
2	1	3:18.441	55.489	59.569	1:23.383	154.9	7:25.164
3	1	3:16.993	54.312	1:00.410	1:22.271	160.0	10:42.157
4	1	3:16.396	54.046	1:01.198	1:21.152	158.4	13:58.553
5	1	3:16.016	53.998	1:00.659	1:21.359	157.0	17:14.569
6	1	3:13.544	53.106	59.011	1:21.427	161.7	20:28.113
7	1	3:12.065	53.293	59.070	1:19.702	165.6	23:40.178
8	1	3:12.807	52.860	59.754	1:20.193	162.9	26:52.985
9	1	3:11.202	51.978	58.209	1:21.015	163.1	30:04.187
10	1	3:11.016	52.973	58.067	1:19.976	164.4	33:15.203
11	1	3:12.537	53.284	58.838	1:20.415	163.4	36:27.740
12	1	3:10.833	52.345	58.422	1:20.066	163.4	39:38.573
13	1	3:11.591	52.660	58.756	1:20.175	166.9	42:50.164
14	1	3:09.717	51.747	58.232	1:19.738	165.1	45:59.881
15	1	3:10.503	51.782	59.011	1:19.710	163.4	49:10.384
16	1	3:07.121	51.560	57.696	1:17.865	165.1	52:17.505
17	1	3:10.262	51.449	59.083	1:19.730	163.9	55:27.767
18	1	3:42.005	1:21.609	1:00.355	1:20.041	163.9	59:09.772
19	1	7:14.843 **B**	53.470	1:00.038	5:21.335	160.5	1:06:24.615
20	1	5:43.324	3:22.411	58.833	1:22.080		1:12:07.939
21	1	3:07.631	50.826	58.383	1:18.422	161.4	1:15:15.570
22	1	3:06.999	51.435	56.565	1:18.999	164.4	1:18:22.569
23	1	3:04.590	50.906	56.583	1:17.101	165.9	1:21:27.159
24	1	3:05.378	51.115	56.848	1:17.415	164.4	1:24:32.537
25	1	3:04.036	50.188	56.644	1:17.204	166.4	1:27:36.573
26	1	3:04.106	49.833	56.570	1:17.703	166.2	1:30:40.679
27	1	3:04.612	50.867	56.665	1:17.080	165.9	1:33:45.291

ZENITH
THE FUTURE OF SWISS WATCHMAKING SINCE 1865
VICOMTE A.
PARIS

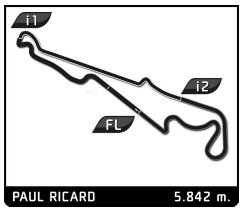

SIXTIES' ENDURANCE
DIX MILLE TOURS
RACE

Sector Analysis

__ Invalidated Lap Personal Best Session Best **B** Crossing the finish line in the pit lane

Lap	D	Time	Sector 1	Sector 2	Sector 3	T.Spd	Elapsed
28	1	3:02.325	49.413	56.366	1:16.546	165.9	1:36:47.616
29	1	3:02.676	49.398	56.311	1:16.967	165.9	1:39:50.292
30	1	3:04.916	50.431	56.903	1:17.582	168.7	1:42:55.208
31	1	3:11.476	49.182	56.933	1:25.361	167.2	1:46:06.684
32	1	3:14.703	54.815	1:00.711	1:19.177	133.0	1:49:21.387
33	1	3:09.526	50.672	57.139	1:21.715	161.2	1:52:30.913
34	1	3:08.233	51.681	57.976	1:18.576	158.8	1:55:39.146
35	1	3:10.981 **B**	50.426	56.406	1:24.149	166.2	1:58:50.127
36	1	4:43.417	2:28.656	57.259	1:17.502		2:03:33.544

47 1.Eugène DELEPLANQUE — TVR Grantura 1963 — GT2

Lap	D	Time	Sector 1	Sector 2	Sector 3	T.Spd	Elapsed
1	1	3:06.316	1:00.085	52.842	1:13.389		3:06.316
2	1	2:52.720	47.529	51.726	1:13.465	177.0	5:59.036
3	1	2:51.336	46.900	51.762	1:12.674	183.4	8:50.372
4	1	2:49.647	45.721	51.890	1:12.036	181.8	11:40.019
5	1	2:52.721	47.376	53.724	1:11.621	183.4	14:32.740
6	1	2:49.272	45.835	51.671	1:11.766	183.7	17:22.012
7	1	2:52.212	47.363	52.807	1:12.042	184.0	20:14.224
8	1	2:50.818	46.917	50.968	1:12.933	183.1	23:05.042
9	1	2:50.576	46.258	51.552	1:12.766	182.4	25:55.618
10	1	2:52.395	47.064	52.299	1:13.032	174.5	28:48.013
11	1	2:50.852	46.181	51.904	1:12.767	182.4	31:38.865
12	1	2:50.966	46.480	52.455	1:12.031	177.0	34:29.831
13	1	2:51.185	47.438	52.058	1:11.689	181.8	37:21.016
14	1	2:50.651	46.432	52.432	1:11.787	183.1	40:11.667
15	1	2:49.108	45.365	51.845	1:11.898	184.9	43:00.775
16	1	2:50.529	45.815	52.849	1:11.865	184.0	45:51.304
17	1	2:51.158	46.664	52.687	1:11.807	172.5	48:42.462
18	1	2:50.818	46.646	52.311	1:11.861	183.1	51:33.280
19	1	2:49.638	46.513	51.360	1:11.765	185.2	54:22.918
20	1	2:52.550	47.274	53.751	1:11.525	182.1	57:15.468
21	1	7:26.724 **B**	47.355	52.259	5:47.110	176.5	1:04:42.192
22	1	3:53.652	1:47.361	54.105	1:12.186		1:08:35.844
23	1	2:51.651	46.856	53.009	1:11.786	180.9	1:11:27.495
24	1	2:50.578	47.383	51.207	1:11.988	183.4	1:14:18.073
25	1	2:49.842	45.750	52.060	1:12.032	184.3	1:17:07.915
26	1	2:51.826	46.528	52.653	1:12.645	182.1	1:19:59.741
27	1	2:48.910	46.134	51.175	1:11.601	183.1	1:22:48.651
28	1	2:49.172	46.187	51.111	1:11.874	183.7	1:25:37.823
29	1	2:49.406	45.554	51.860	1:11.992	185.2	1:28:27.229
30	1	2:49.422	46.501	51.223	1:11.698	183.4	1:31:16.651
31	1	2:51.059	46.163	52.215	1:12.681	184.9	1:34:07.710
32	1	2:50.140	45.937	53.372	1:10.831	186.2	1:36:57.850
33	1	2:49.223	46.402	51.087	1:11.734	184.3	1:39:47.073
34	1	2:50.075	47.337	50.995	1:11.743	185.9	1:42:37.148
35	1	2:52.405	46.627	51.870	1:13.908	184.3	1:45:29.553
36	1	2:48.131	45.344	51.092	1:11.695	185.2	1:48:17.684
37	1	2:49.436	45.981	51.048	1:12.407	181.2	1:51:07.120
38	1	2:49.533	47.073	51.324	1:11.136	177.3	1:53:56.653
39	1	2:47.358	45.908	51.408	1:10.042	183.4	1:56:44.011
40	1	2:50.532	47.403	51.895	1:11.234	183.7	1:59:34.543
41	1	2:50.390	47.616	51.187	1:11.587	184.9	2:02:24.933

49 1.Bill STEPHENS 2.Will STEPHENS — PORSCHE 356 SC 1964 — GT2

Lap	D	Time	Sector 1	Sector 2	Sector 3	T.Spd	Elapsed
1	1	3:27.525	1:13.189	56.167	1:18.169		3:27.525
2	1	3:04.818	50.895	56.065	1:17.858	170.1	6:32.343
3	1	3:02.545	50.087	55.291	1:17.167	174.8	9:34.888
4	1	3:04.515	50.902	56.164	1:17.449	173.1	12:39.403
5	1	3:04.916	50.695	56.371	1:17.850	173.4	15:44.319
6	1	3:06.488	52.011	55.988	1:18.489	175.0	18:50.807
7	1	3:04.432	51.136	55.968	1:17.328	174.5	21:55.239
8	1	3:02.328	49.686	54.925	1:17.717	174.2	24:57.567
9	1	3:04.657	50.957	55.355	1:18.345	172.8	28:02.224
10	1	3:02.375	50.668	55.574	1:16.133	172.0	31:04.599
11	1	3:05.476	51.536	54.838	1:19.102	172.8	34:10.075
12	1	3:03.716	49.866	54.906	1:18.944	175.0	37:13.791
13	1	3:08.386	52.325	56.860	1:19.201	159.1	40:22.177
14	1	3:03.781	50.716	54.388	1:18.677	175.3	43:25.958
15	1	3:11.304	51.715	59.462	1:20.127	172.8	46:37.262
16	1	3:12.868 **B**	50.930	55.962	1:25.976	172.0	49:50.130
17	1	8:12.146	6:04.435	53.584	1:14.127		58:02.276
18	1	2:58.657	47.506	53.958	1:17.193	175.3	1:01:00.933
19	1	2:57.194	47.678	53.463	1:16.053	174.2	1:03:58.127
20	1	2:55.271	46.727	54.285	1:14.259	175.3	1:06:53.398
21	1	2:55.522	46.751	54.336	1:14.435	174.2	1:09:48.920
22	1	2:54.707	46.814	52.545	1:15.348	176.2	1:12:43.627
23	1	2:53.734	46.491	53.098	1:14.145	177.0	1:15:37.361
24	1	2:53.150	46.960	52.723	1:13.467	174.8	1:18:30.511
25	1	2:57.051	47.401	54.680	1:14.970	175.0	1:21:27.562
26	1	2:54.142	46.783	53.791	1:13.568	176.5	1:24:21.704
27	1	2:53.563	46.240	54.200	1:13.123	175.9	1:27:15.267
28	1	2:54.686	47.060	54.482	1:13.144	176.2	1:30:09.953
29	1	2:55.996	48.701	53.520	1:13.775	176.8	1:33:05.949
30	1	2:55.379	47.520	54.048	1:13.811	175.3	1:36:01.328
31	1	2:54.343	46.389	54.015	1:13.939	177.0	1:38:55.671
32	1	2:53.304	47.035	53.412	1:12.857	175.9	1:41:48.975
33	1	2:53.335	46.658	53.283	1:13.394	176.2	1:44:42.310
34	1	2:54.898	46.615	52.969	1:15.314	174.5	1:47:37.208
35	1	2:54.760	46.636	52.654	1:15.470	173.9	1:50:31.968
36	1	2:53.703	47.124	52.755	1:13.824	175.6	1:53:25.671
37	1	2:52.473	47.098	52.288	1:13.087	177.9	1:56:18.144
38	1	2:51.953	46.655	52.754	1:12.544	175.9	1:59:10.097
39	1	3:01.334	48.585	57.291	1:15.458	177.3	2:02:11.431
40	1	2:51.703	46.757	52.001	1:12.945	177.0	2:05:03.134

52 1.Yvan MAHE 2.Yves SCEMAMA — SHELBY Cobra 289 1963 — GT5

Lap	D	Time	Sector 1	Sector 2	Sector 3	T.Spd	Elapsed
1	1	2:45.224	49.338	47.565	1:08.321		2:45.224
2	1	2:40.588	45.102	48.475	1:07.011	178.5	5:25.812
3	1	2:38.462	43.888	46.971	1:07.603	189.5	8:04.274
4	1	2:37.950	43.804	46.547	1:07.599	193.9	10:42.224
5	1	2:40.437	44.830	47.781	1:07.826	175.3	13:22.661
6	1	2:38.516	42.682	46.733	1:09.101	204.9	16:01.177
7	1	2:38.965	44.324	47.757	1:06.884	191.8	18:40.142
8	1	2:38.715	43.767	47.582	1:07.366	187.5	21:18.857
9	1	2:37.471	43.484	46.990	1:06.997	188.2	23:56.328
10	1	2:38.606	43.427	47.463	1:07.716	201.9	26:34.934
11	1	2:38.979	43.995	47.591	1:07.393	180.0	29:13.913
12	1	2:48.730	43.585	47.024	1:18.121	191.8	32:02.643
13	1	2:39.892	44.056	46.874	1:08.962	181.5	34:42.535
14	1	2:39.449	43.666	48.822	1:06.961	188.2	37:21.984
15	1	2:38.081	44.194	47.005	1:06.882	191.2	40:00.065
16	1	2:37.853	43.770	46.610	1:07.473	200.0	42:37.918

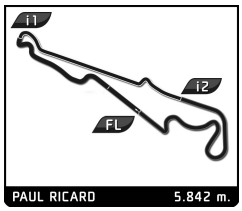

SIXTIES' ENDURANCE
DIX MILLE TOURS
RACE

Sector Analysis

__ Invalidated Lap Personal Best Session Best **B** Crossing the finish line in the pit lane

Lap	D	Time	Sector 1	Sector 2	Sector 3	T.Spd	Elapsed
17	1	2:39.703	43.672	48.706	1:07.325	196.0	45:17.621
18	1	2:39.274	43.939	48.491	1:06.844	186.5	47:56.895
19	1	6:23.423 B	43.834	49.171	4:50.418	201.1	54:20.318
20	1	4:27.764	2:26.861	49.874	1:11.029		58:48.082
21	1	2:43.625	45.268	48.812	1:09.545	197.4	1:01:31.707
22	1	2:43.670	45.037	48.540	1:10.093	183.7	1:04:15.377
23	1	2:43.246	45.798	48.643	1:08.805	195.3	1:06:58.623
24	1	2:42.080	44.536	48.090	1:09.454	197.4	1:09:40.703
25	1	2:39.693	45.348	47.428	1:06.917	196.4	1:12:20.396
26	1	2:39.585	44.066	47.652	1:07.867	203.8	1:14:59.981
27	1	2:40.871	45.564	47.991	1:07.316	199.6	1:17:40.852
28	1	2:38.198	43.431	47.403	1:07.364	198.9	1:20:19.050
29	1	2:38.543	43.730	47.290	1:07.523	198.5	1:22:57.593
30	1	2:40.014	43.626	49.005	1:07.383	205.3	1:25:37.607
31	1	2:38.674	43.679	47.701	1:07.294	205.3	1:28:16.281
32	1	2:39.354	44.021	47.385	1:07.948	199.3	1:30:55.635
33	1	2:38.518	43.202	48.090	1:07.226	202.6	1:33:34.153
34	1	2:38.651	43.638	47.553	1:07.460	209.7	1:36:12.804
35	1	2:37.665	43.853	46.468	1:07.344	204.2	1:38:50.469
36	1	2:36.962	43.074	46.557	1:07.331	202.6	1:41:27.431
37	1	2:40.406	43.150	48.853	1:08.403	206.5	1:44:07.837
38	1	2:37.181	42.448	46.740	1:07.993	202.2	1:46:45.018
39	1	2:38.798	43.171	47.500	1:08.127	206.5	1:49:23.816
40	1	2:39.833	43.593	48.134	1:08.106	198.2	1:52:03.649
41	1	2:38.488	43.332	47.485	1:07.671	206.5	1:54:42.137
42	1	2:37.929	43.966	46.565	1:07.398	202.2	1:57:20.066
43	1	2:37.923	43.538	47.775	1:06.610	208.5	1:59:57.989
44	1	2:36.784	43.026	46.964	1:06.794	204.9	2:02:34.773

53 1.Pierre-Alain FRANCE 2.Erwin FRANCE — SHELBY Cobra Daytona 1964 — GT5

Lap	D	Time	Sector 1	Sector 2	Sector 3	T.Spd	Elapsed
1	1	2:42.641	47.622	47.571	1:07.448		2:42.641
2	1	2:36.012	42.554	46.883	1:06.575	204.2	5:18.653
3	1	2:35.280	42.583	46.443	1:06.254	208.1	7:53.933
4	1	2:37.365	42.475	46.354	1:08.536	203.0	10:31.298
5	1	2:35.868	42.885	47.309	1:05.674	202.6	13:07.166
6	1	2:37.764	42.387	47.118	1:08.259	203.4	15:44.930
7	1	2:38.058	42.912	47.485	1:07.661	201.5	18:22.988
8	1	2:34.110	42.185	46.493	1:05.432	206.5	20:57.098
9	1	2:36.776	42.233	47.210	1:07.333	203.4	23:33.874
10	1	2:35.612	42.820	46.044	1:06.748	203.4	26:09.486
11	1	2:38.918	42.433	48.639	1:07.846	207.7	28:48.404
12	1	2:37.408	43.434	45.947	1:08.027	206.1	31:25.812
13	1	2:35.631	43.478	45.896	1:06.257	204.2	34:01.443
14	1	2:37.050	44.027	46.559	1:06.464	205.3	36:38.493
15	1	2:37.712	43.880	46.831	1:07.001	204.5	39:16.205
16	1	2:33.872	42.487	45.808	1:05.577	197.8	41:50.077
17	1	2:34.191	41.951	45.532	1:06.708	203.8	44:24.268
18	1	2:38.090	42.564	46.662	1:08.864	203.8	47:02.358
19	1	2:38.030	43.121	49.192	1:05.717	203.0	49:40.388
20	1	2:37.236	42.786	48.359	1:06.091	204.5	52:17.624
21	1	2:34.209	43.080	45.752	1:05.377	200.0	54:51.833
22	1	2:33.070	41.732	45.475	1:05.863	209.3	57:24.903
23	1	2:37.035	44.295	46.883	1:05.857	202.6	1:00:01.938
24	1	2:39.398	41.938	46.091	1:11.369	200.4	1:02:41.336
25	1	2:35.775	41.735	46.101	1:07.939	204.9	1:05:17.111
26	1	2:35.832	43.161	45.995	1:06.676	192.5	1:07:52.943
27	1	2:34.385	42.600	46.156	1:05.629	199.6	1:10:27.328
28	1	4:40.495 B	42.157	47.981	3:10.357	197.4	1:15:07.823
29	1	6:06.897	4:10.678	48.202	1:08.017		1:21:14.720
30	1	2:42.008	44.568	47.537	1:09.903	179.4	1:23:56.728
31	1	2:42.066	44.007	49.071	1:08.988	188.5	1:26:38.794
32	1	2:38.548	43.059	47.261	1:08.228	193.9	1:29:17.342
33	1	2:38.125	43.037	47.115	1:07.973	206.9	1:31:55.467
34	1	2:36.928	43.042	46.550	1:07.336	206.5	1:34:32.395
35	1	2:39.075	44.299	46.915	1:07.861	204.5	1:37:11.470
36	1	2:41.604	44.985	48.896	1:07.723	202.6	1:39:53.074
37	1	2:42.103	44.518	48.813	1:08.772	184.6	1:42:35.177
38	1	2:37.007	43.506	47.391	1:06.110	210.9	1:45:12.184
39	1	2:37.199	42.912	46.931	1:07.356	205.7	1:47:49.383
40	1	2:37.736	43.247	47.352	1:07.137	204.5	1:50:27.119
41	1	2:38.144	43.586	46.862	1:07.696	210.1	1:53:05.263
42	1	2:38.545	44.003	47.275	1:07.267	205.3	1:55:43.808
43	1	2:45.128	43.371	46.802	1:14.955	210.9	1:58:28.936
44	1	2:41.487	44.844	49.054	1:07.589	193.5	2:01:10.423
45	1	2:39.736	43.452	49.158	1:07.126	194.9	2:03:50.159

57 1.John EMBERSON 2.William WYKEHAM — MORGAN SLR 1963 — GT3

Lap	D	Time	Sector 1	Sector 2	Sector 3	T.Spd	Elapsed
1	1	3:01.466	57.138	52.290	1:12.038		3:01.466
2	1	2:48.114	46.804	50.884	1:10.426	181.8	5:49.580
3	1	2:47.201	45.498	50.700	1:11.003	184.9	8:36.781
4	1	2:46.916	45.110	50.601	1:11.205	187.8	11:23.697
5	1	2:47.080	45.638	50.681	1:10.761	187.2	14:10.777
6	1	2:48.453	45.563	51.349	1:11.541	184.3	16:59.230
7	1	2:50.588	45.770	51.569	1:13.249	178.8	19:49.818
8	1	2:48.709	45.705	50.888	1:12.116	183.4	22:38.527
9	1	2:48.435	45.442	50.849	1:12.144	184.9	25:26.962
10	1	2:48.380	45.806	50.617	1:11.957	180.3	28:15.342
11	1	2:50.555	46.922	52.103	1:11.530	180.9	31:05.897
12	1	2:51.487	49.181	51.768	1:10.538	170.1	33:57.384
13	1	2:47.146	45.949	51.747	1:09.450	185.2	36:44.530
14	1	2:50.494	46.483	50.859	1:13.152	179.7	39:35.024
15	1	2:45.939	45.207	50.234	1:10.498	183.1	42:20.963
16	1	2:50.104	47.124	51.569	1:11.411	180.0	45:11.067
17	1	2:50.686	48.269	52.200	1:10.217	173.9	48:01.753
18	1	2:48.237	45.357	52.201	1:10.679	184.6	50:49.990
19	1	2:48.080	45.164	51.648	1:11.268	182.1	53:38.070
20	1	2:48.009	46.073	50.461	1:11.475	172.5	56:26.079
21	1	2:47.144	46.091	50.621	1:10.432	182.1	59:13.223
22	1	3:04.419 B	47.123	50.700	1:26.596	170.9	1:02:17.642
23	1	8:10.296	6:06.925	51.034	1:12.337		1:10:27.938
24	1	2:48.061	45.889	50.310	1:11.862	180.6	1:13:15.999
25	1	2:48.164	46.392	50.752	1:11.020	183.7	1:16:04.163
26	1	2:50.066	45.942	53.597	1:10.527	184.9	1:18:54.229
27	1	2:53.138	46.970	54.719	1:11.449	182.7	1:21:47.367
28	1	2:51.750	48.285	52.415	1:11.050	189.5	1:24:39.117
29	1	2:46.216	45.372	50.509	1:10.335	189.1	1:27:25.333
30	1	2:46.824	45.574	51.247	1:10.003	190.8	1:30:12.157
31	1	2:47.531	45.824	50.558	1:11.149	192.5	1:32:59.688
32	1	2:47.817	46.770	50.617	1:10.430	183.4	1:35:47.505
33	1	2:45.052	44.672	50.359	1:10.021	189.5	1:38:32.557
34	1	2:48.368	46.520	51.157	1:10.691	176.5	1:41:20.925
35	1	2:49.310	46.732	52.227	1:10.351	171.7	1:44:10.235
36	1	2:50.003	45.635	53.110	1:11.258	183.7	1:47:00.238
37	1	2:48.779	46.614	50.327	1:11.838	188.5	1:49:49.017

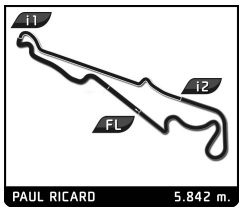

SIXTIES' ENDURANCE
DIX MILLE TOURS
RACE

Sector Analysis

__ Invalidated Lap Personal Best Session Best **B** Crossing the finish line in the pit lane

Lap	D	Time	Sector 1	Sector 2	Sector 3	T.Spd	Elapsed
38	1	2:47.448	45.767	51.208	1:10.473	181.5	1:52:36.465
39	1	2:52.003	46.858	53.689	1:11.456	185.9	1:55:28.468
40	1	2:49.630	46.974	52.105	1:10.551	179.1	1:58:18.098
41	1	2:47.985	45.543	50.426	1:12.016	189.8	2:01:06.083
42	1	2:48.506	46.481	52.114	1:09.911	185.9	2:03:54.589

58 1.Christophe DELACHAUX 2.Josselin PETER — JAGUAR Type E 3.8L 1964 — GT4

Lap	D	Time	Sector 1	Sector 2	Sector 3	T.Spd	Elapsed
1	1	3:27.568	1:17.468	53.328	1:16.772		3:27.568
2	1	2:55.052	47.384	51.786	1:15.882	176.8	6:22.620
3	1	2:54.582	47.971	52.494	1:14.117	176.5	9:17.202
4	1	2:52.150	46.382	52.813	1:12.955	178.2	12:09.352
5	1	2:49.733	46.566	50.712	1:12.455	177.9	14:59.085
6	1	2:46.794	45.935	50.175	1:10.684	183.1	17:45.879
7	1	2:48.837	46.083	51.663	1:11.091	181.8	20:34.716
8	1	2:51.915	47.736	53.028	1:11.151	179.4	23:26.631
9	1	2:48.859	45.272	51.053	1:12.534	187.8	26:15.490
10	1	2:46.142	46.058	49.971	1:10.113	186.2	29:01.632
11	1	2:47.280	45.282	50.950	1:11.048	184.3	31:48.912
12	1	2:48.320	45.439	50.356	1:12.525	183.1	34:37.232
13	1	2:48.704	45.821	52.236	1:10.647	183.4	37:25.936
14	1	2:49.983	47.860	50.652	1:11.471	173.9	40:15.919
15	1	2:49.182	46.423	49.942	1:12.817	178.2	43:05.101
16	1	2:46.093	46.279	49.628	1:10.186	159.5	45:51.194
17	1	2:46.504	45.494	50.685	1:10.325	177.9	48:37.698
18	1	2:47.882	45.425	51.245	1:11.212	185.2	51:25.580
19	1	2:49.221	47.173	50.177	1:11.871	168.2	54:14.801
20	1	2:49.170	46.452	52.357	1:10.361	184.6	57:03.971
21	1	3:07.850 **B**	49.007	51.731	1:27.112	156.3	1:00:11.821
22	1	8:06.294	5:54.924	52.429	1:18.941		1:08:18.115
23	1	2:51.974	47.217	52.246	1:12.511	175.9	1:11:10.089
24	1	2:50.769	46.444	51.080	1:13.245	178.8	1:14:00.858
25	1	2:54.504	50.030	51.434	1:13.040	176.5	1:16:55.362
26	1	2:50.624	46.675	51.247	1:12.702	183.4	1:19:45.986
27	1	2:51.358	46.370	51.495	1:13.493	176.2	1:22:37.344
28	1	2:48.843	46.203	50.965	1:11.675	185.2	1:25:26.187
29	1	2:48.299	46.041	50.100	1:12.158	173.1	1:28:14.486
30	1	2:51.823	46.560	50.132	1:15.131	180.3	1:31:06.309
31	1	2:48.554	45.872	50.514	1:12.168	186.5	1:33:54.863
32	1	2:49.128	45.031	52.741	1:11.356	186.2	1:36:43.991
33	1	2:45.247	44.243	49.822	1:11.182	187.2	1:39:29.238
34	1	2:45.458	45.574	49.785	1:10.099	181.2	1:42:14.696
35	1	2:47.575	44.588	50.371	1:12.616	189.5	1:45:02.271
36	1	2:47.323	45.286	51.063	1:10.974	186.2	1:47:49.594
37	1	2:48.453	46.397	50.129	1:11.927	183.7	1:50:38.047
38	1	2:43.906	45.447	49.325	1:09.134	187.2	1:53:21.953
39	1	2:46.009	46.134	49.335	1:10.540	187.2	1:56:07.962
40	1	2:44.812	44.607	49.742	1:10.463	190.1	1:58:52.774
41	1	2:43.408	44.636	49.933	1:08.839	189.5	2:01:36.182
42	1	2:45.267	47.033	49.704	1:08.530	164.1	2:04:21.449

60 1.Guy PEETERS 2.Frederic DEBRAEY — LOTUS XI 1500 1957 — SP2

Lap	D	Time	Sector 1	Sector 2	Sector 3	T.Spd	Elapsed
1	1	3:03.566	57.653	52.678	1:13.235		3:03.566
2	1	2:54.977	46.994	51.803	1:16.180	189.1	5:58.543
3	1	2:51.810	47.033	51.103	1:13.674	191.8	8:50.353
4	1	2:56.095	48.807	54.275	1:13.013	163.1	11:46.448
5	1	2:51.279	46.615	52.163	1:12.501	197.4	14:37.727
6	1	2:52.263	46.961	51.697	1:13.605	198.2	17:29.990
7	1	2:57.182	48.092	53.325	1:15.765	182.7	20:27.172
8	1	2:52.981	47.708	51.632	1:13.641	195.7	23:20.153
9	1	2:53.993	47.395	53.053	1:13.545	195.3	26:14.146
10	1	2:54.903	50.470	50.956	1:13.477	192.2	29:09.049
11	1	2:55.065	46.966	53.792	1:14.307	192.9	32:04.114
12	1	2:53.871	49.343	52.228	1:12.300	173.1	34:57.985
13	1	2:51.884	46.987	51.620	1:13.277	189.5	37:49.869
14	1	2:50.983	46.254	51.341	1:13.388	194.9	40:40.852
15	1	2:52.341	46.803	51.826	1:13.712	191.8	43:33.193
16	1	2:55.966	47.547	53.118	1:15.301	186.2	46:29.159
17	1	2:58.340	48.629	52.576	1:17.135	183.1	49:27.499
18	1	8:18.115 **B**	49.781	55.120	6:33.214	179.4	57:45.614
19	1	3:21.909	1:12.844	53.308	1:15.757		1:01:07.523
20	1	2:55.410	47.924	52.182	1:15.304	173.1	1:04:02.933
21	1	2:52.025	48.156	51.881	1:11.988	175.3	1:06:54.958
22	1	2:47.645	46.700	51.417	1:09.528	178.2	1:09:42.603
23	1	2:46.531	46.909	49.385	1:10.237	184.3	1:12:29.134
24	1	2:48.214	44.761	51.097	1:12.356	192.2	1:15:17.348
25	1	2:45.276	45.413	49.426	1:10.437	187.2	1:18:02.624
26	1	2:46.310	45.518	50.421	1:10.371	195.3	1:20:48.934
27	1	2:45.578	44.802	50.719	1:10.057	196.0	1:23:34.512
28	1	2:49.615	46.677	51.657	1:11.281	184.0	1:26:24.127
29	1	2:43.913	44.864	49.467	1:09.582	193.5	1:29:08.040
30	1	2:47.000	45.629	50.207	1:11.164	190.5	1:31:55.040
31	1	2:44.273	45.662	49.180	1:09.431	188.8	1:34:39.313
32	1	2:44.605	45.486	49.242	1:09.877	192.9	1:37:23.918
33	1	2:47.887	47.163	51.065	1:09.659	175.6	1:40:11.805
34	1	2:49.232	45.732	51.494	1:12.006	196.4	1:43:01.037
35	1	2:47.251	45.938	50.128	1:11.185	193.9	1:45:48.288
36	1	2:52.520	46.376	49.202	1:16.942	165.1	1:48:40.808
37	1	2:45.129	45.329	50.477	1:09.323	194.2	1:51:25.937
38	1	3:49.400 **B**	1:15.134	53.651	1:40.615	174.2	1:55:15.337
39	1	3:07.702	59.600	53.646	1:14.456		1:58:23.039
40	1	2:54.856	48.288	53.642	1:12.926	171.7	2:01:17.895
41	1	2:54.596	47.145	53.317	1:14.134	177.3	2:04:12.491

63 1.Patrick BOURGUIGNON — LOTUS Elan 26R Shapecraft 1964 — GT2

Lap	D	Time	Sector 1	Sector 2	Sector 3	T.Spd	Elapsed
1	1	3:11.789	1:04.687	53.349	1:13.753		3:11.789
2	1	2:52.207	48.119	51.640	1:12.448	180.6	6:03.996
3	1	2:49.869	46.680	50.852	1:12.337	176.2	8:53.865
4	1	2:54.178	47.611	53.171	1:13.396	183.1	11:48.043
5	1	2:50.322	46.258	51.491	1:12.573	182.1	14:38.365
6	1	2:49.862	46.624	51.656	1:11.582	188.2	17:28.227
7	1	2:51.875	47.315	52.088	1:12.472	176.2	20:20.102
8	1	2:50.674	46.497	51.233	1:12.944	187.8	23:10.776
9	1	2:52.645	48.443	52.457	1:11.745	153.8	26:03.421
10	1	2:50.932	48.062	51.533	1:11.337	180.3	28:54.353
11	1	2:49.292	46.468	50.979	1:11.845	181.5	31:43.645
12	1	2:48.947	46.804	50.377	1:11.766	173.9	34:32.592
13	1	2:57.292	49.057	54.644	1:13.591	165.9	37:29.884
14	1	2:48.721	45.887	51.274	1:11.560	180.0	40:18.605
15	1	2:51.919	46.896	52.589	1:12.434	178.8	43:10.524
16	1	2:51.407	47.368	50.933	1:13.106	171.2	46:01.931
17	1	5:28.948 **B**	47.320	54.564	3:47.064	176.8	51:30.879
18	1	5:49.457	3:44.158	53.417	1:11.882		57:20.336

ZENITH
THE FUTURE OF SWISS WATCHMAKING SINCE 1865
VICOMTE A.
PARIS

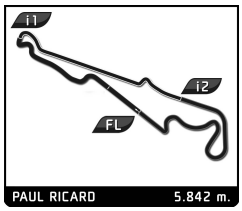

SIXTIES' ENDURANCE
DIX MILLE TOURS
RACE

Sector Analysis

__ Invalidated Lap Personal Best Session Best **B** Crossing the finish line in the pit lane

Lap	D	Time	Sector 1	Sector 2	Sector 3	T.Spd	Elapsed
19	1	2:55.207	48.611	54.812	1:11.784	182.4	1:00:15.543
20	1	2:55.265	46.675	55.558	1:13.032	181.5	1:03:10.808
21	1	2:49.677	46.628	50.903	1:12.146	174.2	1:06:00.485
22	1	2:49.597	46.962	50.546	1:12.089	176.8	1:08:50.082
23	1	2:48.428	45.973	50.192	1:12.263	187.5	1:11:38.510
24	1	2:47.970	46.406	50.143	1:11.421	180.0	1:14:26.480
25	1	2:50.915	45.716	52.754	1:12.445	187.8	1:17:17.395
26	1	2:47.924	46.066	50.673	1:11.185	182.1	1:20:05.319
27	1	2:48.241	46.866	50.598	1:10.777	182.1	1:22:53.560
28	1	2:50.651	46.963	52.711	1:10.977	178.5	1:25:44.211
29	1	2:46.844	45.455	49.200	1:12.189	187.8	1:28:31.055
30	1	2:47.733	46.242	50.818	1:10.673	177.3	1:31:18.788
31	1	2:50.168	45.594	52.554	1:12.020	188.5	1:34:08.956
32	1	2:46.481	45.376	50.698	1:10.407	192.9	1:36:55.437
33	1	2:48.484	47.071	50.497	1:10.916	190.5	1:39:43.921
34	1	2:48.871	47.313	50.035	1:11.523	175.3	1:42:32.792
35	1	2:48.229	46.663	49.772	1:11.794	179.7	1:45:21.021
36	1	2:53.921	47.267	51.639	1:15.015	178.8	1:48:14.942

64 1.Pascal RAPALLINO 2.Jacques-Laurent JOSSE — MG B 1964 — GT2

Lap	D	Time	Sector 1	Sector 2	Sector 3	T.Spd	Elapsed
1	1	3:37.280	1:21.716	56.756	1:18.808		3:37.280
2	1	3:05.652	51.020	55.327	1:19.305	170.6	6:42.932
3	1	3:05.691	50.885	56.619	1:18.187	171.2	9:48.623
4	1	4:18.925 **B**	1:04.453	1:18.101	1:56.371	132.8	14:07.548

65 1.William PAUL 2.Rory BUTCHER — JAGUAR Type E 3.8L 1962 — GT4

Lap	D	Time	Sector 1	Sector 2	Sector 3	T.Spd	Elapsed
1	1	2:37.395	46.220	46.151	1:05.024		2:37.395
2	1	2:34.202	41.404	46.895	1:05.903	209.7	5:11.597
3	1	2:34.563	42.881	46.211	1:05.471	212.2	7:46.160
4	1	2:34.228	41.715	46.624	1:05.889	208.5	10:20.388
5	1	2:33.552	41.621	45.820	1:06.111	212.6	12:53.940
6	1	2:34.871	42.397	47.335	1:05.139	208.1	15:28.811
7	1	2:32.521	41.348	46.096	1:05.077	210.1	18:01.332
8	1	2:34.337	41.377	47.458	1:05.502	208.1	20:35.669
9	1	2:36.588	42.817	47.873	1:05.898	206.5	23:12.257
10	1	2:33.124	41.931	45.823	1:05.370	200.0	25:45.381
11	1	2:33.946	42.618	46.128	1:05.200	200.7	28:19.327
12	1	2:34.356	43.188	46.746	1:04.422	205.7	30:53.683
13	1	2:33.819	41.666	47.029	1:05.124	204.2	33:27.502
14	1	2:34.112	42.671	45.929	1:05.512	204.2	36:01.614
15	1	2:34.425	42.610	46.769	1:05.046	208.5	38:36.039
16	1	2:32.483	41.274	45.767	1:05.442	205.7	41:08.522
17	1	2:32.853	41.715	45.700	1:05.438	206.9	43:41.375
18	1	2:35.238	41.931	48.384	1:04.923	202.6	46:16.613
19	1	2:35.276	41.436	49.367	1:04.473	200.4	48:51.889
20	1	2:36.242	42.577	48.085	1:05.580	206.1	51:28.131
21	1	2:36.717	43.357	48.502	1:04.858	201.9	54:04.848
22	1	2:33.176	41.837	46.368	1:04.971	203.8	56:38.024
23	1	2:32.621	41.849	46.013	1:04.759	206.9	59:10.645
24	1	2:33.242	42.565	46.088	1:04.589	204.5	1:01:43.887
25	1	2:33.651	41.449	46.205	1:05.997	207.3	1:04:17.538
26	1	2:53.009 **B**	43.954	47.385	1:21.670	206.9	1:07:10.547
27	1	8:04.316	6:02.112	50.622	1:11.582		1:15:14.863
28	1	2:43.234	43.876	49.743	1:09.615	202.6	1:17:58.097
29	1	2:42.659	45.159	47.993	1:09.507	190.1	1:20:40.756
30	1	2:42.194	44.179	47.949	1:10.066	205.3	1:23:22.950
31	1	2:39.575	43.896	47.703	1:07.976	203.4	1:26:02.525
32	1	2:39.558	43.719	47.345	1:08.494	204.9	1:28:42.083
33	1	2:39.588	44.099	47.540	1:07.949	204.2	1:31:21.671
34	1	2:43.127	44.647	48.802	1:09.678	202.6	1:34:04.798
35	1	2:44.445	44.620	51.196	1:08.629	208.1	1:36:49.243

67 1.Thomas STUDER — FORD Shelby GT 350 1965 — GT5

Lap	D	Time	Sector 1	Sector 2	Sector 3	T.Spd	Elapsed
1	1	2:53.043	53.916	49.539	1:09.588		2:53.043
2	1	2:41.829	44.246	48.499	1:09.084	190.5	5:34.872
3	1	2:40.998	44.045	48.052	1:08.901	197.8	8:15.870
4	1	2:42.638	44.625	49.216	1:08.797	198.2	10:58.508
5	1	2:45.841	44.748	50.466	1:10.627	204.2	13:44.349
6	1	2:45.183	45.887	50.215	1:09.081	197.8	16:29.532
7	1	2:43.452	44.974	48.443	1:10.035	188.8	19:12.984
8	1	2:43.140	45.056	49.332	1:08.752	181.8	21:56.124
9	1	2:40.193	44.052	47.824	1:08.317	193.5	24:36.317
10	1	2:41.094	44.086	48.307	1:08.701	195.7	27:17.411
11	1	2:46.918	46.221	48.702	1:11.995	185.9	30:04.329
12	1	2:43.347	45.415	48.763	1:09.169	181.5	32:47.676
13	1	2:41.690	44.661	48.196	1:08.833	182.7	35:29.366
14	1	2:42.120	44.382	48.400	1:09.338	198.2	38:11.486
15	1	2:42.838	44.422	48.736	1:09.680	189.1	40:54.324
16	1	2:45.823	46.601	49.138	1:10.084	174.5	43:40.147
17	1	2:42.749	44.477	49.216	1:09.056	185.6	46:22.896
18	1	2:45.788	44.750	52.077	1:08.961	194.6	49:08.684
19	1	2:42.279	44.135	49.798	1:08.346	196.0	51:50.963
20	1	2:41.922	45.275	47.910	1:08.737	181.5	54:32.885
21	1	2:42.729	44.959	48.211	1:09.559	186.9	57:15.614
22	1	2:42.891	45.644	48.001	1:09.246	176.5	59:58.505
23	1	2:44.773	44.706	50.056	1:10.011	184.3	1:02:43.278
24	1	2:42.859	44.474	48.077	1:10.308	184.6	1:05:26.137
25	1	7:43.827 **B**	44.405	50.020	6:09.402	193.9	1:13:09.964
26	1	3:09.486	1:10.908	48.949	1:09.629		1:16:19.450
27	1	2:43.950	45.689	49.725	1:08.536	185.6	1:19:03.400
28	1	2:42.292	44.114	48.830	1:09.348	190.5	1:21:45.692
29	1	2:40.935	43.938	48.068	1:08.929	198.5	1:24:26.627
30	1	2:41.697	44.774	47.843	1:09.080	188.5	1:27:08.324
31	1	2:41.543	44.607	47.539	1:09.397	196.7	1:29:49.867
32	1	2:42.240	43.858	49.862	1:08.520	196.4	1:32:32.107
33	1	2:41.811	43.880	49.235	1:08.696	196.0	1:35:13.918
34	1	2:40.060	44.035	47.309	1:08.716	191.5	1:37:53.978
35	1	2:42.920	44.396	49.377	1:09.147	197.1	1:40:36.898
36	1	2:42.188	43.648	48.066	1:10.474	189.8	1:43:19.086
37	1	2:42.680	44.438	48.443	1:09.799	190.1	1:46:01.766
38	1	2:41.061	43.767	47.487	1:09.807	184.6	1:48:42.827
39	1	2:41.879	44.065	48.229	1:09.585	194.2	1:51:24.706
40	1	2:45.815	45.045	49.599	1:11.171	186.9	1:54:10.521
41	1	2:43.720	45.709	48.581	1:09.430	175.0	1:56:54.241
42	1	2:42.191	44.534	48.298	1:09.359	181.8	1:59:36.432
43	1	2:43.623	44.475	48.535	1:10.613	180.3	2:02:20.055

71 1.Gilles COURAUDON 2.Maxime GRANSART — AUSTIN HEALEY 3000 Mk 1 1960 — GT3

Lap	D	Time	Sector 1	Sector 2	Sector 3	T.Spd	Elapsed
1	1	3:27.315	1:16.140	54.501	1:16.674		3:27.315
2	1	3:01.136	49.357	55.121	1:16.658	171.7	6:28.451

ZENITH
THE FUTURE OF SWISS WATCHMAKING SINCE 1865
VICOMTE A.
PARIS

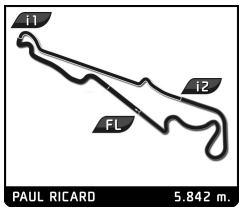

SIXTIES' ENDURANCE
DIX MILLE TOURS
RACE

Sector Analysis

__ Invalidated Lap Personal Best Session Best **B** Crossing the finish line in the pit lane

Lap	D	Time	Sector 1	Sector 2	Sector 3	T.Spd	Elapsed
3	1	2:57.689	48.840	53.216	1:15.633	179.4	9:26.140
4	1	3:00.035	49.122	53.999	1:16.914	181.8	12:26.175
5	1	3:01.195	50.777	54.922	1:15.496	174.8	15:27.370
6	1	3:09.263 **B**	48.521	55.329	1:25.413	170.3	18:36.633
7	1	10:57.222	8:47.328	53.884	1:16.010		29:33.855
8	1	2:57.918	49.106	53.388	1:15.424	187.2	32:31.773
9	1	2:56.035	49.045	52.728	1:14.262	176.2	35:27.808
10	1	2:53.647	46.970	52.126	1:14.551	185.9	38:21.455
11	1	2:53.252	47.009	52.486	1:13.757	185.9	41:14.707
12	1	2:59.306	49.247	53.010	1:17.049	187.2	44:14.013
13	1	3:07.991	49.625	55.916	1:22.450	163.9	47:22.004
14	1	3:11.174	52.403	58.112	1:20.659	165.1	50:33.178
15	1	3:02.375	50.686	54.034	1:17.655	157.2	53:35.553
16	1	6:00.457 **B**	49.798	53.337	4:17.322	170.9	59:36.010
17	1	6:51.426	4:18.886	1:06.285	1:26.255		1:06:27.436
18	1	3:11.583	52.604	57.306	1:21.673	164.1	1:09:39.019
19	1	3:07.624	51.550	55.198	1:20.876	160.7	1:12:46.643
20	1	3:24.737	52.385	57.137	1:35.215	154.1	1:16:11.380
21	1	3:23.785 **B**	53.768	57.549	1:32.468	159.1	1:19:35.165

72 1.Richard COOK / 2.Patrick BLAKENEY-EDWA — SHELBY Cobra 289 1964 — GT5

Lap	D	Time	Sector 1	Sector 2	Sector 3	T.Spd	Elapsed
1	1	3:35.112	1:33.338	51.392	1:10.382		3:35.112
2	1	2:46.090	46.030	48.491	1:11.569	186.9	6:21.202
3	1	2:40.747	46.361	47.368	1:07.018	193.5	9:01.949
4	1	2:39.782	43.527	48.771	1:07.484	195.7	11:41.731
5	1	2:38.540	43.326	46.642	1:08.572	220.0	14:20.271
6	1	2:39.745	43.855	48.601	1:07.289	194.6	17:00.016
7	1	2:43.265	44.422	50.693	1:08.150	207.7	19:43.281
8	1	2:52.771	43.211	45.747	1:23.813	208.9	22:36.052
9	1	2:38.807	43.593	48.266	1:06.948	204.9	25:14.859
10	1	2:38.897	44.568	47.345	1:06.984	197.4	27:53.756
11	1	2:37.008	43.038	46.740	1:07.230	210.5	30:30.764
12	1	2:37.002	42.929	47.073	1:07.000	218.2	33:07.766
13	1	2:41.602	44.618	48.819	1:08.165	198.5	35:49.368
14	1	2:33.634	42.354	45.706	1:05.574	210.5	38:23.002
15	1	2:39.462	43.333	47.737	1:08.392	212.6	41:02.464
16	1	2:39.563	42.824	47.659	1:09.080	211.4	43:42.027
17	1	2:42.244	43.690	48.625	1:09.929	203.4	46:24.271
18	1	2:41.313	44.535	49.836	1:06.942	210.5	49:05.584
19	1	2:37.639	43.193	47.984	1:06.462	214.7	51:43.223
20	1	2:35.106	42.487	46.354	1:06.265	214.7	54:18.329
21	1	2:38.120	43.541	47.256	1:07.323	215.1	56:56.449
22	1	8:28.915 **B**	43.014	46.053	6:59.848	218.6	1:05:25.364
23	1	3:10.647	1:06.928	52.322	1:11.397		1:08:36.011
24	1	2:45.754	46.062	50.359	1:09.333	170.1	1:11:21.765
25	1	2:41.523	45.179	47.375	1:08.969	180.6	1:14:03.288
26	1	2:42.819	46.707	48.125	1:07.987	157.7	1:16:46.107
27	1	2:40.647	43.942	47.478	1:09.227	177.9	1:19:26.754
28	1	2:38.995	44.072	47.203	1:07.720	189.1	1:22:05.749
29	1	2:42.132	43.510	49.781	1:08.841	195.7	1:24:47.881
30	1	2:43.196	45.439	48.396	1:09.361	192.5	1:27:31.077
31	1	2:38.069	43.631	46.826	1:07.612	202.2	1:30:09.146
32	1	2:39.830	44.247	47.581	1:08.002	191.5	1:32:48.976
33	1	2:40.515	45.001	47.014	1:08.500	172.5	1:35:29.491
34	1	2:39.908	43.564	48.143	1:08.201	215.1	1:38:09.399
35	1	2:39.096	43.698	46.923	1:08.475	194.9	1:40:48.495
36	1	2:41.137	45.198	47.170	1:08.769	189.5	1:43:29.632
37	1	2:48.336	45.971	52.279	1:10.086	180.6	1:46:17.968
38	1	2:42.719	43.962	48.881	1:09.876	202.6	1:49:00.687
39	1	2:39.472	44.349	47.355	1:07.768	206.5	1:51:40.159
40	1	2:38.952	43.832	46.964	1:08.156	186.9	1:54:19.111
41	1	2:39.690	43.496	47.548	1:08.646	208.9	1:56:58.801
42	1	2:43.940	45.761	47.778	1:10.401	177.0	1:59:42.741
43	1	2:38.908	43.865	47.462	1:07.581	192.2	2:02:21.649

74 1.Stéphane MOREAU / 2.Eric HAMONIAU — MG B 1964 — GT2

Lap	D	Time	Sector 1	Sector 2	Sector 3	T.Spd	Elapsed
1	1	3:56.508	1:34.262	1:01.985	1:20.261		3:56.508
2	1	3:12.358	52.176	57.720	1:22.462	161.0	7:08.866
3	1	3:11.742	51.762	57.761	1:22.219	158.8	10:20.608
4	1	3:11.437	51.642	57.655	1:22.140	156.7	13:32.045
5	1	3:11.479	51.634	58.489	1:21.356	166.4	16:43.524
6	1	3:11.036	51.041	57.434	1:22.561	161.9	19:54.560
7	1	3:12.787	52.899	59.029	1:20.859	158.8	23:07.347
8	1	3:14.361	51.403	59.475	1:23.483	158.6	26:21.708
9	1	3:13.516	52.584	58.224	1:22.708	156.3	29:35.224
10	1	3:08.371	50.763	57.915	1:19.693	162.4	32:43.595
11	1	3:07.421	51.061	57.223	1:19.137	159.5	35:51.016
12	1	3:07.810	50.533	57.856	1:19.421	162.2	38:58.826
13	1	3:05.404	51.190	56.412	1:17.802	168.0	42:04.230
14	1	3:03.609	49.582	55.869	1:18.158	160.7	45:07.839
15	1	3:06.872	51.360	57.411	1:18.101	159.8	48:14.711
16	1	9:22.179 **B**	50.163	56.965	7:35.051	160.7	57:36.890
17	1	3:39.567	1:18.585	59.697	1:21.285		1:01:16.457
18	1	3:12.262	51.764	1:00.582	1:19.916	146.9	1:04:28.719
19	1	3:16.520	53.267	1:00.073	1:23.180	152.5	1:07:45.239
20	1	3:13.061	52.669	59.367	1:21.025	150.6	1:10:58.300
21	1	3:09.346	50.738	58.588	1:20.020	155.4	1:14:07.646
22	1	3:14.276	52.127	1:01.017	1:21.132	159.5	1:17:21.922
23	1	3:11.814	51.967	57.986	1:21.861	160.5	1:20:33.736
24	1	3:13.518	52.556	59.115	1:21.847	149.8	1:23:47.254
25	1	3:15.224	51.697	59.112	1:24.415	151.0	1:27:02.478
26	1	3:12.266	52.848	58.485	1:20.933	157.2	1:30:14.744
27	1	3:07.168	51.526	56.398	1:19.244	165.1	1:33:21.912
28	1	3:08.279	51.400	57.469	1:19.410	157.2	1:36:30.191
29	1	3:06.855	50.672	56.298	1:19.885	161.2	1:39:37.046
30	1	3:06.179	50.960	56.762	1:18.457	164.6	1:42:43.225
31	1	3:08.390	51.388	57.156	1:19.846	162.9	1:45:51.615
32	1	3:09.340	50.192	58.035	1:21.113	164.6	1:49:00.955
33	1	3:23.853	49.883	1:06.121	1:27.849	163.9	1:52:24.808
34	1	3:23.545	55.975	1:02.111	1:25.459	130.6	1:55:48.353
35	1	3:17.493	54.797	1:00.286	1:22.410	133.3	1:59:05.846
36	1	3:16.066	52.081	1:00.834	1:23.151	154.3	2:02:21.912

82 1.Uwe KOLB / 2.Lorenzo ROCCO — PORSCHE 911 2,0L 1965 — GT2

Lap	D	Time	Sector 1	Sector 2	Sector 3	T.Spd	Elapsed
1	1	3:35.304	1:19.136	56.888	1:19.280		3:35.304
2	1	3:06.289	51.412	56.198	1:18.679	161.0	6:41.593
3	1	3:03.194	50.152	55.084	1:17.958	171.7	9:44.787
4	1	3:02.330	50.480	55.125	1:16.725	174.2	12:47.117
5	1	3:06.164	52.422	55.703	1:18.039	157.7	15:53.281
6	1	3:04.699	51.284	56.132	1:17.283	155.2	18:57.980
7	1	3:03.953	50.253	54.724	1:18.976	171.7	22:01.933
8	1	3:06.332	50.715	55.733	1:19.884	175.0	25:08.265

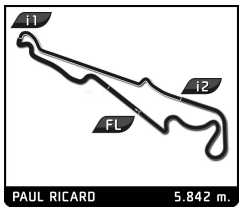

SIXTIES' ENDURANCE
DIX MILLE TOURS
RACE

Sector Analysis

__ Invalidated Lap Personal Best Session Best **B** Crossing the finish line in the pit lane

Lap	D	Time	Sector 1	Sector 2	Sector 3	T.Spd	Elapsed
9	1	3:03.976	50.909	55.077	1:17.990	162.2	28:12.241
10	1	3:06.501	51.564	55.752	1:19.185	175.0	31:18.742
11	1	3:07.476	51.555	56.219	1:19.702	171.4	34:26.218
12	1	3:12.210	51.042	1:01.310	1:19.858	163.9	37:38.428
13	1	3:05.727	50.094	54.804	1:20.829	173.4	40:44.155
14	1	3:06.781	50.946	56.484	1:19.351	175.3	43:50.936
15	1	3:01.773	49.493	54.595	1:17.685	174.2	46:52.709
16	1	3:02.446	50.215	55.216	1:17.015	171.7	49:55.155
17	1	3:04.597	49.584	55.460	1:19.553	173.1	52:59.752
18	1	8:27.381 **B**	50.177	55.629	6:41.575	171.2	1:01:27.133
19	1	3:17.928	1:05.743	53.903	1:18.282		1:04:45.061
20	1	2:57.783	48.183	53.482	1:16.118	177.3	1:07:42.844
21	1	2:56.831	48.569	53.536	1:14.726	178.8	1:10:39.675
22	1	2:58.152	49.234	54.164	1:14.754	179.4	1:13:37.827
23	1	2:56.373	47.687	53.373	1:15.313	177.6	1:16:34.200
24	1	3:00.086	50.184	53.786	1:16.116	177.9	1:19:34.286
25	1	3:00.885	49.654	54.286	1:16.945	175.0	1:22:35.171
26	1	2:56.519	47.236	54.134	1:15.149	177.6	1:25:31.690
27	1	2:57.733	47.734	53.830	1:16.169	180.9	1:28:29.423
28	1	2:56.814	47.696	54.046	1:15.072	180.0	1:31:26.237
29	1	2:55.284	47.665	53.286	1:14.333	179.1	1:34:21.521
30	1	3:00.464	47.149	55.025	1:18.290	180.9	1:37:21.985
31	1	3:00.236	48.305	54.622	1:17.309	172.8	1:40:22.221
32	1	2:59.599	48.941	54.768	1:15.890	171.2	1:43:21.820
33	1	2:57.324	47.487	53.293	1:16.544	181.2	1:46:19.144
34	1	2:57.329	47.326	55.070	1:14.933	176.8	1:49:16.473
35	1	2:55.766	47.567	53.974	1:14.225	179.1	1:52:12.239
36	1	2:53.366	47.000	52.486	1:13.880	180.0	1:55:05.605
37	1	2:53.845	47.147	52.604	1:14.094	182.1	1:57:59.450
38	1	2:55.206	47.184	53.471	1:14.551	181.5	2:00:54.656
39	1	2:55.613	48.577	52.960	1:14.076	178.8	2:03:50.269

87 1.Serge COZZOLINO 2.Laurent HUCHET — JAGUAR Type E 3.8L 1963 — GT4

Lap	D	Time	Sector 1	Sector 2	Sector 3	T.Spd	Elapsed
1	1	3:20.251	1:12.001	52.991	1:15.259		3:20.251
2	1	2:57.569	48.947	51.864	1:16.758	169.3	6:17.820
3	1	2:59.909	50.228	51.996	1:17.685	170.3	9:17.729
4	1	2:59.214	49.560	54.029	1:15.625	174.2	12:16.943
5	1	2:58.538	49.593	52.461	1:16.484	170.1	15:15.481
6	1	3:01.182	49.085	54.429	1:17.668	187.8	18:16.663
7	1	2:58.097	49.688	52.566	1:15.843	154.7	21:14.760
8	1	2:56.643	51.006	51.707	1:13.930	176.5	24:11.403
9	1	2:57.693	48.984	53.194	1:15.515	181.2	27:09.096
10	1	2:57.751	49.632	51.818	1:16.301	177.3	30:06.847
11	1	2:57.349	49.468	53.190	1:14.691	172.8	33:04.196
12	1	2:55.147	48.079	53.168	1:13.900	173.6	35:59.343
13	1	2:54.315	47.603	51.745	1:14.967	192.5	38:53.658
14	1	2:55.479	48.843	51.282	1:15.354	184.3	41:49.137
15	1	2:56.123	49.172	52.134	1:14.817	164.1	44:45.260
16	1	2:58.788	50.264	53.180	1:15.344	162.7	47:44.048
17	1	2:56.083	49.079	53.116	1:13.888	149.2	50:40.131
18	1	6:34.624 **B**	50.014	57.742	4:46.868	170.9	57:14.755
19	1	5:42.515	3:32.261	53.290	1:16.964		1:02:57.270
20	1	2:56.463	49.583	51.407	1:15.473	161.0	1:05:53.733
21	1	2:57.312	48.552	52.052	1:16.708	173.6	1:08:51.045
22	1	2:56.533	49.037	52.155	1:15.341	167.2	1:11:47.578
23	1	2:57.077	51.309	52.566	1:13.202	157.4	1:14:44.655
24	1	2:51.797	47.645	51.370	1:12.782	186.9	1:17:36.452
25	1	2:51.296	46.476	50.173	1:14.647	177.9	1:20:27.748
26	1	2:55.571	49.034	51.823	1:14.714	184.6	1:23:23.319
27	1	2:50.533	47.049	50.882	1:12.602	163.1	1:26:13.852
28	1	2:52.361	47.807	50.511	1:14.043	171.4	1:29:06.213
29	1	2:55.414	47.930	51.595	1:15.889	195.7	1:32:01.627
30	1	2:56.071	48.608	51.691	1:15.772	191.8	1:34:57.698
31	1	2:51.810	48.062	50.723	1:13.025	171.4	1:37:49.508
32	1	2:54.953	47.323	53.262	1:14.368	182.4	1:40:44.461
33	1	2:53.174	47.742	50.925	1:14.507	190.8	1:43:37.635
34	1	2:53.606	46.847	51.848	1:14.911	196.0	1:46:31.241
35	1	2:52.483	46.896	50.745	1:14.842	191.2	1:49:23.724
36	1	2:50.811	47.000	50.711	1:13.100	167.2	1:52:14.535
37	1	2:49.809	46.551	50.867	1:12.391	169.8	1:55:04.344
38	1	2:50.743	47.119	50.202	1:13.422	167.7	1:57:55.087
39	1	2:55.588	46.945	51.487	1:17.156	181.2	2:00:50.675
40	1	2:52.566	47.147	50.451	1:14.968	181.5	2:03:43.241

88 1.Philipp OETTLI — SHELBY Cobra 289 1963 — GT5

Lap	D	Time	Sector 1	Sector 2	Sector 3	T.Spd	Elapsed
1	1	2:36.236	44.867	45.657	1:05.712		2:36.236
2	1	2:35.627	41.918	46.976	1:06.733	207.3	5:11.863
3	1	2:33.802	42.380	45.491	1:05.931	215.1	7:45.665
4	1	2:35.195	41.726	46.946	1:06.523	220.4	10:20.860
5	1	2:34.064	42.468	45.493	1:06.103	215.6	12:54.924
6	1	2:35.713	42.809	46.282	1:06.622	216.4	15:30.637
7	1	2:34.532	42.709	45.928	1:05.895	209.3	18:05.169
8	1	2:34.444	41.614	46.866	1:05.964	214.7	20:39.613
9	1	2:37.048	42.836	47.109	1:07.103	202.2	23:16.661
10	1	2:36.597	43.054	47.420	1:06.123	221.3	25:53.258
11	1	2:33.026	41.751	45.662	1:05.613	226.4	28:26.284
12	1	2:37.196	42.951	47.077	1:07.168	192.9	31:03.480
13	1	2:34.073	41.973	45.402	1:06.698	213.9	33:37.553
14	1	2:35.312	41.934	46.486	1:06.892	214.7	36:12.865
15	1	2:36.770	42.769	45.331	1:08.670	205.7	38:49.635
16	1	2:34.679	42.536	45.272	1:06.871	213.0	41:24.314
17	1	2:36.710	42.749	47.103	1:06.858	218.6	44:01.024
18	1	2:36.153	43.727	45.283	1:07.143	204.2	46:37.177
19	1	2:37.551	43.571	47.003	1:06.977	200.0	49:14.728
20	1	2:38.633	43.283	47.859	1:07.491	209.3	51:53.361
21	1	2:37.245	44.285	46.608	1:06.352	213.0	54:30.606
22	1	2:36.927	43.452	45.889	1:07.586	210.5	57:07.533
23	1	2:37.995	44.532	46.069	1:07.394	186.9	59:45.528
24	1	2:36.694	42.621	47.127	1:06.946	196.0	1:02:22.222
25	1	7:52.598 **B**	43.707	46.010	6:22.881	200.4	1:10:14.820
26	1	2:54.698	1:00.967	46.636	1:07.095		1:13:09.518
27	1	2:39.551	43.911	46.727	1:08.913	193.5	1:15:49.069
28	1	2:35.631	42.423	46.645	1:06.563	204.5	1:18:24.700
29	1	2:36.533	42.768	45.983	1:07.782	210.9	1:21:01.233
30	1	2:36.847	42.988	46.141	1:07.718	193.2	1:23:38.080
31	1	2:38.695	43.375	49.396	1:05.924	202.6	1:26:16.775
32	1	2:34.930	42.827	46.365	1:05.738	211.4	1:28:51.705
33	1	2:34.203	42.384	46.106	1:05.713	208.5	1:31:25.908
34	1	2:35.706	42.329	47.240	1:06.137	207.7	1:34:01.614
35	1	2:35.232	42.038	47.344	1:05.850	209.7	1:36:36.846
36	1	2:36.818	42.807	45.645	1:08.366	216.0	1:39:13.664
37	1	2:36.782	43.940	46.194	1:06.648	197.8	1:41:50.446
38	1	2:35.466	42.457	46.166	1:06.843	206.1	1:44:25.912
39	1	2:36.192	42.397	46.909	1:06.886	196.7	1:47:02.104

ZENITH
THE FUTURE OF SWISS WATCHMAKING SINCE 1865
VICOMTE A.
PARIS

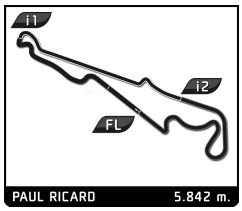

SIXTIES' ENDURANCE
DIX MILLE TOURS
RACE

Sector Analysis

__ Invalidated Lap Personal Best Session Best **B** Crossing the finish line in the pit lane

Lap	D	Time	Sector 1	Sector 2	Sector 3	T.Spd	Elapsed
40	1	2:35.665	42.998	45.755	1:06.912	199.6	1:49:37.769
41	1	2:36.242	42.585	46.887	1:06.770	192.9	1:52:14.011
42	1	2:34.270	42.273	45.578	1:06.419	205.3	1:54:48.281
43	1	2:36.521	42.857	47.376	1:06.288	210.5	1:57:24.802
44	1	2:36.814	43.084	47.037	1:06.693	201.5	2:00:01.616
45	1	2:34.665	42.771	45.660	1:06.234	198.5	2:02:36.281

90 1.Carlos F. CRUZ 2.Miguel AMARAL — JAGUAR Type E 3.8L 1964 — GT4

Lap	D	Time	Sector 1	Sector 2	Sector 3	T.Spd	Elapsed
1	1	2:48.844	50.313	49.113	1:09.418		2:48.844
2	1	2:43.727	45.340	47.601	1:10.786	191.2	5:32.571
3	1	2:42.426	44.677	48.137	1:09.612	204.9	8:14.997
4	1	2:41.453	44.861	47.635	1:08.957	199.3	10:56.450
5	1	2:47.623	45.523	49.586	1:12.514	189.8	13:44.073
6	1	2:44.809	45.649	48.803	1:10.357	210.5	16:28.882
7	1	2:44.818	44.925	48.032	1:11.861	202.6	19:13.700
8	1	2:44.678	45.620	49.030	1:10.028	194.2	21:58.378
9	1	3:06.113 **B**	44.777	47.363	1:33.973	206.5	25:04.491

91 1.Francisco SA CARNEIRO 2.Antonio SIMOES — PORSCHE 911 2,0L 1965 — GT2

Lap	D	Time	Sector 1	Sector 2	Sector 3	T.Spd	Elapsed
1	1	3:30.658	1:11.357	57.754	1:21.547		3:30.658
2	1	3:08.406	52.135	57.278	1:18.993	175.9	6:39.064
3	1	3:04.318	50.418	55.624	1:18.276	174.2	9:43.382
4	1	3:02.590	49.569	54.766	1:18.255	176.2	12:45.972
5	1	3:07.296	50.509	57.476	1:19.311	176.5	15:53.268
6	1	3:12.396	53.602	57.590	1:21.204	158.8	19:05.664
7	1	3:06.740	51.910	56.643	1:18.187	170.3	22:12.404
8	1	3:03.951	50.665	55.625	1:17.661	176.2	25:16.355
9	1	3:06.255	50.093	57.333	1:18.829	174.2	28:22.610
10	1	3:06.076	52.418	56.407	1:17.251	175.9	31:28.686
11	1	3:10.218	50.309	59.632	1:20.277	176.5	34:38.904
12	1	3:05.233	51.498	56.812	1:16.923	172.2	37:44.137
13	1	3:08.947	50.888	57.904	1:20.155	175.0	40:53.084
14	1	3:06.069	51.367	57.539	1:17.163	174.5	43:59.153
15	1	3:07.962	50.778	56.966	1:20.218	175.3	47:07.115
16	1	3:06.000	51.127	57.371	1:17.502	167.2	50:13.115
17	1	3:05.921	49.682	58.068	1:18.171	171.4	53:19.036
18	1	3:04.982	50.150	55.732	1:19.100	173.4	56:24.018
19	1	3:08.789	49.959	58.521	1:20.309	173.4	59:32.807
20	1	3:18.816 **B**	53.719	57.753	1:27.344	165.6	1:02:51.623
21	1	8:11.872	6:05.713	53.250	1:12.909		1:11:03.495
22	1	2:52.017	46.492	52.597	1:12.928	180.9	1:13:55.512
23	1	2:55.635	49.584	52.694	1:13.357	172.8	1:16:51.147
24	1	2:56.755	47.531	55.378	1:13.846	173.4	1:19:47.902
25	1	2:53.088	47.239	52.586	1:13.263	177.3	1:22:40.990
26	1	2:57.184	49.385	54.961	1:12.838	186.2	1:25:38.174
27	1	2:56.058	47.192	53.472	1:15.394	173.1	1:28:34.232
28	1	2:53.173	47.204	52.921	1:13.048	173.9	1:31:27.405
29	1	2:55.496	47.658	54.353	1:13.485	172.0	1:34:22.901
30	1	2:59.907	47.206	54.102	1:18.599	170.6	1:37:22.808
31	1	3:00.018	51.964	53.348	1:14.706	168.7	1:40:22.826
32	1	2:57.969	48.695	55.327	1:13.947	171.2	1:43:20.795
33	1	2:55.361	46.656	54.801	1:13.904	175.9	1:46:16.156
34	1	2:58.297	49.069	54.824	1:14.404	169.3	1:49:14.453
35	1	2:53.105	46.856	53.105	1:13.144	170.9	1:52:07.558
36	1	2:54.055	47.089	53.602	1:13.364	170.9	1:55:01.613
37	1	2:54.506	47.475	54.139	1:12.892	169.8	1:57:56.119
38	1	2:57.143	48.716	54.816	1:13.611	171.2	2:00:53.262
39	1	2:54.953	47.727	53.732	1:13.494	170.3	2:03:48.215

105 1.Edwin STUCKY 2.Ludovic CHOLLEY — SHELBY Cobra Daytona 1963 — GT5

Lap	D	Time	Sector 1	Sector 2	Sector 3	T.Spd	Elapsed
1	1	2:52.017	52.371	49.123	1:10.523		2:52.017
2	1	2:46.937	44.753	49.954	1:12.230	198.2	5:38.954
3	1	2:47.631	45.261	51.179	1:11.191	203.0	8:26.585
4	1	2:47.839	45.760	50.169	1:11.910	206.5	11:14.424
5	1	2:50.057	45.080	51.580	1:13.397	210.1	14:04.481
6	1	2:52.938	49.012	52.834	1:11.092	171.2	16:57.419
7	1	2:51.688	46.488	51.202	1:13.998	189.5	19:49.107
8	1	2:46.678	45.213	50.864	1:10.601	207.7	22:35.785
9	1	2:50.000	46.695	51.144	1:12.161	188.8	25:25.785
10	1	2:51.122	48.952	50.369	1:11.801	178.8	28:16.907
11	1	2:51.648	47.760	52.432	1:11.456	188.5	31:08.555
12	1	2:45.287	45.944	49.192	1:10.151	194.2	33:53.842
13	1	2:54.431	51.877	51.580	1:10.974	164.4	36:48.273
14	1	2:49.242	45.843	50.628	1:12.771	197.4	39:37.515
15	1	2:51.936	47.337	53.220	1:11.379	183.4	42:29.451
16	1	2:49.189	46.802	50.207	1:12.180	163.6	45:18.640
17	1	8:20.934 **B**	48.785	52.865	6:39.284	177.6	53:39.574
18	1	3:08.406	1:08.817	49.956	1:09.633		56:47.980
19	1	2:42.739	45.013	47.658	1:10.068	190.8	59:30.719
20	1	2:39.538	43.578	47.414	1:08.546	197.1	1:02:10.257
21	1	2:40.123	43.699	46.666	1:09.758	203.8	1:04:50.380

109 1.Pierre BESSE 2.Jeremy GARAMOND — JAGUAR Type E 3.8L 1962 — GT4

Lap	D	Time	Sector 1	Sector 2	Sector 3	T.Spd	Elapsed
1	1	3:17.534	1:05.536	56.618	1:15.380		3:17.534
2	1	3:02.248	49.247	54.720	1:18.281	170.6	6:19.782
3	1	2:56.118	49.172	52.194	1:14.752	169.5	9:15.900
4	1	2:53.385	47.123	53.010	1:13.252	196.0	12:09.285
5	1	2:52.847	47.963	51.262	1:13.622	186.5	15:02.132
6	1	2:52.575	47.112	51.730	1:13.733	195.3	17:54.707
7	1	2:55.160	46.649	53.703	1:14.808	195.7	20:49.867
8	1	2:53.332	47.030	53.389	1:12.913	183.4	23:43.199
9	1	3:04.139	52.592	57.103	1:14.444	138.5	26:47.338
10	1	2:51.887	48.518	51.115	1:12.254	145.2	29:39.225
11	1	2:53.256	48.894	50.301	1:14.061	167.7	32:32.481
12	1	2:49.495	46.151	50.579	1:12.765	191.2	35:21.976
13	1	2:51.569	46.668	50.564	1:14.337	183.7	38:13.545
14	1	2:55.230	46.732	54.156	1:14.342	184.6	41:08.775
15	1	2:52.432	47.613	50.973	1:13.846	182.1	44:01.207
16	1	2:51.524	46.011	50.952	1:14.561	185.2	46:52.731
17	1	2:52.713	47.545	51.409	1:13.759	172.0	49:45.444
18	1	5:00.546 **B**	46.802	53.050	3:20.694	184.3	54:45.990
19	1	5:41.466 **B**	3:20.943	53.837	1:26.686		1:00:27.456
20	1	20:00.732	...	54.280	1:16.813		1:20:28.188
21	1	3:03.471	50.177	54.215	1:19.079	167.7	1:23:31.659
22	1	2:55.743	48.236	54.291	1:13.216	182.7	1:26:27.402
23	1	2:52.116	47.554	50.842	1:13.720	192.2	1:29:19.518
24	1	2:52.977	47.248	50.753	1:14.976	194.9	1:32:12.495
25	1	3:23.237 **B**	49.841	57.013	1:36.383	194.2	1:35:35.732

ZENITH
THE FUTURE OF SWISS WATCHMAKING SINCE 1865
VICOMTE A.
PARIS

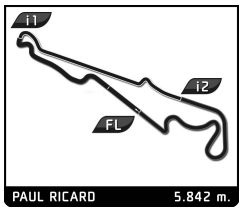

SIXTIES' ENDURANCE
DIX MILLE TOURS
RACE

Sector Analysis

__ Invalidated Lap Personal Best Session Best **B** Crossing the finish line in the pit lane

111 — 1.Gonzague RUCHAUD / 2.Maxime DOUBLE — MORGAN +4 Super Sport 1962 — GT3

Lap	D	Time	Sector 1	Sector 2	Sector 3	T.Spd	Elapsed
1	1	3:38.127	1:23.150	55.612	1:19.365		3:38.127
2	1	3:05.184	50.918	54.818	1:19.448	162.7	6:43.311
3	1	3:02.086	51.446	54.677	1:15.963	173.4	9:45.397
4	1	3:01.131	50.537	53.331	1:17.263	166.7	12:46.528
5	1	2:59.821	49.313	53.393	1:17.115	174.5	15:46.349
6	1	3:00.827	48.853	54.148	1:17.826	177.6	18:47.176
7	1	2:57.832	49.311	53.697	1:14.824	177.3	21:45.008
8	1	2:57.714	48.636	54.036	1:15.042	174.8	24:42.722
9	1	3:00.074	49.043	54.644	1:16.387	181.2	27:42.796
10	1	2:59.126	49.224	54.268	1:15.634	179.1	30:41.922
11	1	2:59.353	48.281	53.836	1:17.236	179.4	33:41.275
12	1	2:56.130	48.568	52.697	1:14.865	180.3	36:37.405
13	1	3:03.907	49.943	54.502	1:19.462	184.3	39:41.312
14	1	3:00.016	50.463	53.384	1:16.169	173.6	42:41.328
15	1	2:55.013	47.670	52.588	1:14.755	183.1	45:36.341
16	1	2:58.161	48.257	53.976	1:15.928	183.4	48:34.502
17	1	2:58.614	47.875	53.848	1:16.891	180.9	51:33.116
18	1	2:57.006	48.303	53.900	1:14.803	173.6	54:30.122
19	1	2:55.984	47.811	52.498	1:15.675	184.3	57:26.106
20	1	2:58.395	48.203	53.760	1:16.432	182.4	1:00:24.501
21	1	2:56.334	48.107	52.578	1:15.649	181.8	1:03:20.835
22	1	2:59.312	49.826	53.082	1:16.404	178.2	1:06:20.147
23	1	8:16.975 **B**	46.893	53.247	6:36.835	183.1	1:14:37.122
24	1	3:23.321	1:09.676	55.804	1:17.841		1:18:00.443
25	1	3:00.990	49.636	53.518	1:17.836	176.8	1:21:01.433
26	1	2:58.425	48.301	53.935	1:16.189	181.2	1:23:59.858
27	1	2:56.063	46.885	53.822	1:15.356	183.7	1:26:55.921
28	1	2:56.324	48.470	52.984	1:14.870	181.5	1:29:52.245
29	1	2:57.585	47.880	52.750	1:16.955	183.4	1:32:49.830
30	1	2:53.736	47.294	52.853	1:13.589	182.7	1:35:43.566
31	1	2:54.558	47.297	53.320	1:13.941	182.4	1:38:38.124
32	1	2:55.466	47.391	53.161	1:14.914	183.4	1:41:33.590
33	1	2:56.546	47.035	54.071	1:15.440	184.3	1:44:30.136
34	1	2:55.565	47.223	53.565	1:14.777	184.0	1:47:25.701
35	1	2:57.775	48.553	53.801	1:15.421	181.8	1:50:23.476
36	1	2:57.602	49.107	52.880	1:15.615	181.5	1:53:21.078
37	1	2:58.339	48.224	53.386	1:16.729	182.4	1:56:19.417
38	1	2:58.871	47.492	53.490	1:17.889	180.3	1:59:18.288
39	1	2:55.882	46.862	54.049	1:14.971	184.6	2:02:14.170

112 — 1.Jean LEGRAS / 2.Stéphane WIMEZ — SHELBY Cobra 289 1964 — GT5

Lap	D	Time	Sector 1	Sector 2	Sector 3	T.Spd	Elapsed
1	1	3:04.049	58.388	53.044	1:12.617		3:04.049
2	1	2:51.081	47.583	50.748	1:12.750	172.0	5:55.130
3	1	2:45.100	45.448	49.541	1:10.111	175.6	8:40.230
4	1	2:50.148	45.755	49.384	1:15.009	188.2	11:30.378
5	1	2:48.493	45.707	50.196	1:12.590	170.9	14:18.871
6	1	2:52.582	46.955	50.680	1:14.947	173.1	17:11.453
7	1	2:49.430	47.485	49.321	1:12.624	164.9	20:00.883
8	1	2:47.486	47.036	49.821	1:10.629	169.5	22:48.369
9	1	2:45.336	45.023	49.572	1:10.741	179.1	25:33.705
10	1	2:46.308	45.064	50.221	1:11.023	177.3	28:20.013
11	1	2:46.385	45.422	51.096	1:09.867	174.5	31:06.398
12	1	2:48.419	46.803	52.352	1:09.264	173.4	33:54.817
13	1	2:47.734	47.437	49.854	1:10.443	176.5	36:42.551
14	1	2:44.255	45.169	49.517	1:09.569	169.3	39:26.806
15	1	2:46.879	44.760	51.120	1:10.999	189.1	42:13.685
16	1	2:45.744	44.882	50.532	1:10.330	181.2	44:59.429
17	1	8:10.995 **B**	45.899	49.435	6:35.661	172.2	53:10.424
18	1	3:10.552	1:08.584	50.081	1:11.887		56:20.976
19	1	2:47.182	46.101	49.743	1:11.338	173.9	59:08.158
20	1	2:46.086	46.326	49.462	1:10.298	196.0	1:01:54.244
21	1	2:45.668	45.016	49.441	1:11.211	205.3	1:04:39.912
22	1	2:46.277	46.136	49.315	1:10.826	208.5	1:07:26.189
23	1	2:45.729	45.737	49.495	1:10.497	198.5	1:10:11.918
24	1	2:45.631	44.651	50.604	1:10.376	203.4	1:12:57.549
25	1	2:45.631	45.315	50.463	1:09.853	199.6	1:15:43.180
26	1	2:43.800	44.620	48.711	1:10.469	204.9	1:18:26.980
27	1	2:45.405	44.941	49.837	1:10.627	207.3	1:21:12.385
28	1	2:46.571	45.083	49.217	1:12.271	204.5	1:23:58.956
29	1	2:43.626	44.793	49.087	1:09.746	193.2	1:26:42.582
30	1	2:42.975	44.759	48.522	1:09.694	200.4	1:29:25.557
31	1	2:43.917	44.381	49.023	1:10.513	205.3	1:32:09.474
32	1	2:42.611	44.370	49.132	1:09.109	207.7	1:34:52.085
33	1	2:42.301	44.222	48.403	1:09.676	206.5	1:37:34.386
34	1	2:43.843	44.911	49.450	1:09.482	199.3	1:40:18.229
35	1	2:43.128	43.865	48.514	1:10.749	193.2	1:43:01.357
36	1	2:42.749	43.975	49.259	1:09.515	203.4	1:45:44.106
37	1	2:42.594	44.293	48.326	1:09.975	205.3	1:48:26.700
38	1	2:42.637	44.787	48.295	1:09.555	204.5	1:51:09.337
39	1	2:43.288	44.514	48.521	1:10.253	202.2	1:53:52.625
40	1	2:42.085	43.942	49.010	1:09.133	210.5	1:56:34.710
41	1	2:42.711	44.723	48.670	1:09.318	193.2	1:59:17.421
42	1	2:44.648	44.403	50.755	1:09.490	206.5	2:02:02.069
43	1	2:41.645	43.788	47.861	1:09.996	201.5	2:04:43.714

114 — 1.Cédric TERNOIS / 2.Olivier HUCHER — MG B 1963 — GT2

Lap	D	Time	Sector 1	Sector 2	Sector 3	T.Spd	Elapsed
1	1	4:05.401	1:32.948	1:06.738	1:25.715		4:05.401
2	1	3:19.304	54.096	59.624	1:25.584	147.3	7:24.705
3	1	3:21.439	52.841	1:02.120	1:26.478	155.2	10:46.144
4	1	3:20.163	53.889	1:00.843	1:25.431	164.4	14:06.307
5	1	3:15.799	52.727	59.855	1:23.217	152.5	17:22.106
6	1	3:18.842	54.799	59.072	1:24.971	164.4	20:40.948
7	1	3:13.635	51.691	59.407	1:22.537	165.1	23:54.583
8	1	3:17.268	53.461	59.823	1:23.984	166.7	27:11.851
9	1	3:19.824	54.173	1:01.734	1:23.917	164.9	30:31.675
10	1	3:15.355	52.676	59.144	1:23.535	165.4	33:47.030
11	1	3:13.983	51.792	59.917	1:22.274	161.0	37:01.013
12	1	3:17.196	53.596	1:00.003	1:23.597	166.2	40:18.209
13	1	3:11.446	52.548	58.510	1:20.388	161.0	43:29.655
14	1	3:18.152	53.255	1:01.841	1:23.056	155.6	46:47.807
15	1	3:14.294	50.659	59.214	1:24.421	166.9	50:02.101
16	1	3:14.183	51.948	59.965	1:22.270	163.1	53:16.284
17	1	3:13.786	51.039	1:00.484	1:22.263	167.2	56:30.070

115 — 1.Eric MESTDAGH / 2.Louis ZURSTRASSEN — LOTUS XV 2000 1958 — SP3

Lap	D	Time	Sector 1	Sector 2	Sector 3	T.Spd	Elapsed
1	1	2:58.756	55.095	51.642	1:12.019		2:58.756
2	1	2:48.546	45.974	51.326	1:11.246	194.9	5:47.302
3	1	2:48.324	46.241	49.632	1:12.451	194.2	8:35.626

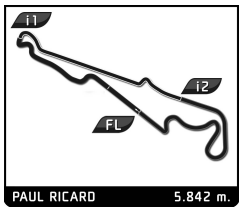

SIXTIES' ENDURANCE
DIX MILLE TOURS
RACE

Sector Analysis

__ Invalidated Lap Personal Best Session Best **B** Crossing the finish line in the pit lane

Lap	D	Time	Sector 1	Sector 2	Sector 3	T.Spd	Elapsed
4	1	2:49.779	45.484	49.582	1:14.713	194.6	11:25.405
5	1	2:51.552	46.125	51.619	1:13.808	179.7	14:16.957
6	1	2:50.743	46.844	51.019	1:12.880	188.2	17:07.700
7	1	2:52.307	48.001	50.730	1:13.576	164.9	20:00.007
8	1	2:48.735	46.434	50.057	1:12.244	191.8	22:48.742
9	1	2:55.815	48.713	53.465	1:13.637	175.9	25:44.557
10	1	2:50.771	46.808	50.076	1:13.887	168.7	28:35.328
11	1	2:53.965	47.968	53.098	1:12.899	164.4	31:29.293
12	1	2:59.250	50.216	55.307	1:13.727	171.2	34:28.543
13	1	3:01.480	51.253	53.504	1:16.723	165.9	37:30.023
14	1	3:36.019 **B**	49.121	51.815	1:55.083	154.3	41:06.042
15	1	3:15.094	1:05.036	54.292	1:15.766		44:21.136
16	1	2:53.288	47.899	52.137	1:13.252	180.0	47:14.424
17	1	8:08.133 **B**	48.491	55.010	6:24.632	169.3	55:22.557
18	1	3:19.363	1:16.363	52.226	1:10.774		58:41.920
19	1	2:46.437	46.357	49.003	1:11.077	182.4	1:01:28.357
20	1	2:43.850	45.094	49.588	1:09.168	188.8	1:04:12.207
21	1	2:45.157	45.620	49.152	1:10.385	177.6	1:06:57.364
22	1	2:44.048	44.821	49.804	1:09.423	202.2	1:09:41.412
23	1	2:44.776	46.373	48.618	1:09.785	180.9	1:12:26.188
24	1	2:42.108	44.295	49.395	1:08.418	196.7	1:15:08.296
25	1	2:43.478	44.416	49.571	1:09.491	201.1	1:17:51.774
26	1	2:44.170	45.244	48.512	1:10.414	183.7	1:20:35.944
27	1	2:41.577	44.348	48.843	1:08.386	201.5	1:23:17.521
28	1	2:40.719	44.248	48.167	1:08.304	188.8	1:25:58.240
29	1	2:42.254	44.676	49.167	1:08.411	194.2	1:28:40.494
30	1	2:40.056	44.840	47.948	1:07.268	201.1	1:31:20.550
31	1	2:43.408	44.381	48.866	1:10.161	193.2	1:34:03.958
32	1	9:04.344 **B**	45.151	58.741	7:20.452	194.2	1:43:08.302

117 1.Thierry ROGEON 2.Gilles GIROIR — MG B 1965 GT2

Lap	D	Time	Sector 1	Sector 2	Sector 3	T.Spd	Elapsed
1	1	4:03.716	1:38.796	1:01.400	1:23.520		4:03.716
2	1	3:13.646	53.569	58.058	1:22.019	149.4	7:17.362
3	1	3:13.869	53.364	58.288	1:22.217	162.7	10:31.231
4	1	3:11.340	51.179	56.846	1:23.315	170.3	13:42.571
5	1	3:07.151	51.311	55.625	1:20.215	172.0	16:49.722
6	1	3:09.259	51.170	57.688	1:20.401	170.6	19:58.981
7	1	3:11.686	54.241	56.595	1:20.850	170.1	23:10.667
8	1	3:12.888	53.090	56.978	1:22.820	157.2	26:23.555
9	1	3:12.495	53.342	56.148	1:23.005	170.3	29:36.050
10	1	3:10.469	52.513	57.526	1:20.430	169.0	32:46.519
11	1	3:07.827	51.410	56.500	1:19.917	168.0	35:54.346
12	1	3:07.682	51.142	56.772	1:19.768	172.2	39:02.028
13	1	3:08.199	49.990	56.805	1:21.404	173.6	42:10.227
14	1	3:11.561	51.635	59.924	1:20.002	171.4	45:21.788
15	1	3:06.664	50.474	56.192	1:19.998	172.0	48:28.452
16	1	9:12.765 **B**	50.551	56.070	7:26.144	166.9	57:41.217
17	1	3:53.945	1:23.037	1:03.440	1:27.468		1:01:35.162
18	1	3:20.953	54.770	58.969	1:27.214	151.9	1:04:56.115
19	1	3:23.040	54.861	1:00.397	1:27.782	160.2	1:08:19.155
20	1	3:26.666	54.164	58.714	1:33.788	160.2	1:11:45.821
21	1	3:17.393	55.482	58.047	1:23.864	154.7	1:15:03.214
22	1	3:16.021	54.574	58.773	1:22.674	165.9	1:18:19.235
23	1	3:12.574	55.015	57.224	1:20.335	166.9	1:21:31.809
24	1	3:10.049	51.370	57.862	1:20.817	160.7	1:24:41.858
25	1	3:13.602	52.282	58.563	1:22.757	171.2	1:27:55.460
26	1	3:16.524	52.840	56.946	1:26.738	161.0	1:31:11.984
27	1	3:15.952	54.164	1:01.218	1:20.570	166.4	1:34:27.936
28	1	3:15.029	52.741	58.693	1:23.595	157.4	1:37:42.965
29	1	3:13.801	53.431	58.107	1:22.263	161.2	1:40:56.766
30	1	3:12.705	52.014	58.301	1:22.390	164.9	1:44:09.471
31	1	3:13.323	51.441	59.300	1:22.582	160.7	1:47:22.794
32	1	3:12.090	52.856	56.491	1:22.743	165.9	1:50:34.884
33	1	3:11.345	53.634	56.667	1:21.044	166.2	1:53:46.229
34	1	3:13.987	53.536	57.924	1:22.527	171.2	1:57:00.216
35	1	3:17.738	54.181	59.344	1:24.213	164.4	2:00:17.954
36	1	3:11.957	51.907	57.964	1:22.086	170.9	2:03:29.911

121 1.James COTTINGHAM 2.Harvey STANLEY — SHELBY Cobra 289 1964 GT5

Lap	D	Time	Sector 1	Sector 2	Sector 3	T.Spd	Elapsed
1	1	2:36.435	45.288	45.407	1:05.740		2:36.435
2	1	2:35.361	42.112	45.971	1:07.278	199.3	5:11.796
3	1	2:35.064	43.066	45.431	1:06.567	201.9	7:46.860
4	1	2:34.500	41.816	45.924	1:06.760	206.1	10:21.360
5	1	2:34.077	42.323	45.270	1:06.484	211.8	12:55.437
6	1	2:35.769	42.689	46.221	1:06.859	219.5	15:31.206
7	1	2:34.389	42.710	45.750	1:05.929	208.1	18:05.595
8	1	2:34.511	41.486	47.035	1:05.990	217.7	20:40.106
9	1	2:37.907	42.849	47.511	1:07.547	205.7	23:18.013
10	1	2:34.204	42.771	45.992	1:05.441	216.4	25:52.217
11	1	2:33.617	41.592	45.302	1:06.723	219.1	28:25.834
12	1	2:34.095	42.661	45.529	1:05.905	209.3	30:59.929
13	1	2:33.393	41.745	45.143	1:06.505	217.3	33:33.322
14	1	2:33.935	41.721	45.804	1:06.410	213.4	36:07.257
15	1	2:34.541	41.913	47.050	1:05.578	219.5	38:41.798
16	1	2:32.637	41.412	45.430	1:05.795	216.4	41:14.435
17	1	2:33.793	42.331	44.927	1:06.535	207.3	43:48.228
18	1	2:35.396	42.341	46.296	1:06.759	207.7	46:23.624
19	1	2:39.365	43.326	50.590	1:05.449	203.8	49:02.989
20	1	2:35.935	41.449	48.659	1:05.827	213.4	51:38.924
21	1	2:37.962	42.530	50.157	1:05.275	210.5	54:16.886
22	1	2:32.984	42.642	44.567	1:05.775	208.9	56:49.870
23	1	2:34.833	42.045	46.167	1:06.621	216.0	59:24.703
24	1	2:34.264	41.881	45.511	1:06.872	201.5	1:01:58.967
25	1	2:36.964	43.282	46.020	1:07.662	206.9	1:04:35.931
26	1	6:08.830 **B**	43.343	47.056	4:38.431	182.4	1:10:44.761
27	1	4:38.260	2:41.749	48.453	1:08.058		1:15:23.021
28	1	2:42.800	45.428	48.888	1:08.484	219.1	1:18:05.821
29	1	2:41.066	42.794	47.156	1:11.116	220.9	1:20:46.887
30	1	2:37.692	43.878	46.635	1:07.179	188.2	1:23:24.579
31	1	2:34.807	42.825	45.862	1:06.120	180.0	1:25:59.386
32	1	2:35.293	42.749	45.998	1:06.546	206.5	1:28:34.679
33	1	2:37.896	43.025	46.756	1:08.115	214.7	1:31:12.575
34	1	2:36.582	44.330	45.681	1:06.571	198.2	1:33:49.157
35	1	2:34.714	42.582	45.406	1:06.726	193.2	1:36:23.871
36	1	2:34.563	42.576	45.859	1:06.128	219.1	1:38:58.434
37	1	2:33.578	42.391	45.292	1:05.895	181.2	1:41:32.012
38	1	2:35.402	41.831	45.621	1:07.950	203.4	1:44:07.414
39	1	2:33.970	41.741	45.607	1:06.622	214.7	1:46:41.384
40	1	2:36.620	42.544	45.805	1:08.271	195.3	1:49:18.004
41	1	2:36.293	42.110	47.790	1:06.393	196.7	1:51:54.297
42	1	2:35.569	42.775	45.948	1:06.846	208.9	1:54:29.866
43	1	2:33.660	42.024	45.512	1:06.124	214.3	1:57:03.526
44	1	2:35.906	43.973	45.376	1:06.557	189.5	1:59:39.432
45	1	2:36.096	43.493	46.412	1:06.191	216.9	2:02:15.528

ZENITH
THE FUTURE OF SWISS WATCHMAKING SINCE 1865
VICOMTE A.
PARIS

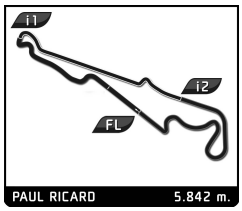

SIXTIES' ENDURANCE
DIX MILLE TOURS
RACE

Sector Analysis

__ Invalidated Lap Personal Best Session Best **B** Crossing the finish line in the pit lane

133 — 1.Daniel REINHARDT / 2.Dominique REINHARDT — ALFA ROMEO Giulia Sprint GTA 1965 — GT2

Lap	D	Time	Sector 1	Sector 2	Sector 3	T.Spd	Elapsed
1	1	3:19.039	1:07.201	57.305	1:14.533		3:19.039
2	1	2:57.914	49.013	54.077	1:14.824	175.6	6:16.953
3	1	2:54.544	48.204	52.224	1:14.116	183.7	9:11.497
4	1	2:53.531	47.619	51.690	1:14.222	181.8	12:05.028
5	1	2:51.854	47.665	51.478	1:12.711	182.4	14:56.882
6	1	2:51.923	47.352	51.385	1:13.186	185.6	17:48.805
7	1	2:53.234	47.438	51.779	1:14.017	186.2	20:42.039
8	1	2:52.179	47.335	51.667	1:13.177	188.5	23:34.218
9	1	2:52.618	48.226	52.010	1:12.382	184.0	26:26.836
10	1	2:54.158	48.816	53.243	1:12.099	185.2	29:20.994
11	1	2:51.246	47.261	51.084	1:12.901	185.9	32:12.240
12	1	2:51.403	47.199	51.607	1:12.597	188.2	35:03.643
13	1	2:50.727	47.440	51.333	1:11.954	186.5	37:54.370
14	1	2:52.492	47.461	51.787	1:13.244	186.2	40:46.862
15	1	2:51.577	47.833	51.771	1:11.973	187.8	43:38.439
16	1	2:52.190	47.063	52.478	1:12.649	187.5	46:30.629
17	1	2:53.492	47.731	52.712	1:13.049	186.5	49:24.121
18	1	2:50.707	46.854	51.564	1:12.289	184.0	52:14.828
19	1	2:52.074	47.564	51.506	1:13.004	183.4	55:06.902
20	1	6:03.625 **B**	48.575	53.251	4:21.799	180.9	1:01:10.527
21	1	5:07.318	3:00.614	51.990	1:14.714		1:06:17.845
22	1	2:52.107	47.789	51.759	1:12.559	183.1	1:09:09.952
23	1	2:52.432	46.766	51.842	1:13.824	184.6	1:12:02.384
24	1	2:52.192	47.106	51.681	1:13.405	185.6	1:14:54.576
25	1	2:52.463	47.526	52.453	1:12.484	184.6	1:17:47.039
26	1	2:53.551	47.291	51.367	1:14.893	186.2	1:20:40.590
27	1	2:52.582	47.356	52.500	1:12.726	185.9	1:23:33.172
28	1	2:50.721	47.368	51.583	1:11.770	186.2	1:26:23.893
29	1	2:50.461	47.142	51.123	1:12.196	183.4	1:29:14.354
30	1	2:50.180	47.196	50.982	1:12.002	184.3	1:32:04.534
31	1	2:52.116	47.329	51.849	1:12.938	184.0	1:34:56.650
32	1	2:51.210	47.183	51.207	1:12.820	185.6	1:37:47.860
33	1	2:51.608	46.700	53.181	1:11.727	189.5	1:40:39.468
34	1	2:48.555	46.030	51.639	1:10.886	188.5	1:43:28.023
35	1	2:52.632	47.011	52.866	1:12.755	189.8	1:46:20.655
36	1	2:51.119	46.554	52.404	1:12.161	187.8	1:49:11.774
37	1	2:51.770	47.450	51.852	1:12.468	185.6	1:52:03.544
38	1	2:50.078	47.869	51.227	1:10.982	185.2	1:54:53.622
39	1	2:50.932	46.315	50.994	1:13.623	187.8	1:57:44.554
40	1	2:50.031	46.923	51.116	1:11.992	184.3	2:00:34.585
41	1	2:50.395	47.345	51.157	1:11.893	185.2	2:03:24.980

135 — 1.Martin STRETTON — JAGUAR Type E 3,8L 1961 — GT4

Lap	D	Time	Sector 1	Sector 2	Sector 3	T.Spd	Elapsed
1	1	2:43.443	48.511	47.257	1:07.675		2:43.443
2	1	2:36.903	43.096	47.021	1:06.786	203.8	5:20.346
3	1	2:36.970	42.590	46.586	1:07.794	197.1	7:57.316
4	1	2:39.253	44.251	46.744	1:08.258	181.5	10:36.569
5	1	2:38.715	43.871	47.782	1:07.062	174.5	13:15.284
6	1	2:41.047	44.447	47.971	1:08.629	207.3	15:56.331
7	1	2:41.852	45.451	48.146	1:08.255	180.3	18:38.183
8	1	2:38.409	43.484	47.421	1:07.504	201.1	21:16.592
9	1	2:39.620	44.209	48.169	1:07.242	202.6	23:56.212
10	1	2:39.504	45.555	46.814	1:07.135	170.9	26:35.716
11	1	2:38.974	43.990	48.366	1:06.618	182.4	29:14.690
12	1	2:39.120	43.394	47.425	1:08.301	202.6	31:53.810
13	1	2:39.708	44.092	47.278	1:08.338	172.0	34:33.518
14	1	2:39.097	45.232	47.319	1:06.546	191.5	37:12.615
15	1	2:40.568	43.806	48.053	1:08.709	191.5	39:53.183
16	1	2:40.487	44.823	48.020	1:07.644	198.5	42:33.670
17	1	2:37.790	43.417	47.205	1:07.168	193.2	45:11.460
18	1	2:38.956	43.462	47.433	1:08.061	201.9	47:50.416
19	1	2:39.660	43.515	49.270	1:06.875	196.4	50:30.076
20	1	2:38.384	42.593	47.780	1:08.011	206.5	53:08.460
21	1	2:38.441	43.746	46.983	1:07.712	203.0	55:46.901
22	1	2:38.079	44.215	47.419	1:06.445	213.4	58:24.980
23	1	2:39.665	43.738	48.235	1:07.692	203.4	1:01:04.645
24	1	2:38.672	43.760	47.545	1:07.367	210.5	1:03:43.317
25	1	4:36.465 **B**	44.666	48.056	3:03.743	195.7	1:08:19.782
26	1	6:13.035	4:16.437	47.819	1:08.779		1:14:32.817
27	1	2:39.388	44.691	47.513	1:07.184	192.5	1:17:12.205
28	1	2:38.817	44.012	47.635	1:07.170	193.5	1:19:51.022
29	1	2:48.995	43.579	47.724	1:17.692	210.9	1:22:40.017
30	1	2:40.329	44.780	46.916	1:08.633	184.9	1:25:20.346
31	1	2:36.595	42.954	47.013	1:06.628	207.3	1:27:56.941
32	1	2:36.272	43.528	46.551	1:06.193	212.6	1:30:33.213
33	1	2:34.111	42.204	45.959	1:05.948	215.6	1:33:07.324
34	1	2:36.782	44.024	46.487	1:06.271	217.7	1:35:44.106
35	1	2:34.930	42.347	46.234	1:06.349	214.3	1:38:19.036
36	1	2:37.282	43.400	46.894	1:06.988	197.8	1:40:56.318
37	1	2:36.913	43.362	47.017	1:06.534	186.5	1:43:33.231
38	1	2:41.540	44.703	49.466	1:07.371	189.5	1:46:14.771
39	1	2:38.473	44.570	46.204	1:07.699	208.5	1:48:53.244
40	1	2:35.972	42.956	45.750	1:07.266	207.3	1:51:29.216
41	1	2:39.823	43.798	47.424	1:08.601	202.6	1:54:09.039
42	1	2:38.961	43.514	47.597	1:07.850	188.8	1:56:48.000
43	1	2:41.289	44.644	48.739	1:07.906	204.5	1:59:29.289
44	1	2:39.015	43.577	47.030	1:08.408	214.7	2:02:08.304
45	1	2:37.997	42.876	46.651	1:08.470	203.0	2:04:46.301

137 — 1.Pierre MELLINGER / 2.Tommaso GELMINI — ALFA ROMEO Giulia Sprint GTA 1965 — GT2

Lap	D	Time	Sector 1	Sector 2	Sector 3	T.Spd	Elapsed
1	1	3:56.555			1:24.635		3:56.555
2	1	3:19.300			1:22.499		7:15.855
3	1	3:18.689			1:25.358		10:34.544
4	1	3:22.973			1:21.261		13:57.517
5	1	3:15.529			1:21.029	154.1	17:13.046
6	1	3:12.022			1:19.500		20:25.068
7	1	3:14.346			1:20.307		23:39.414
8	1	3:15.264			1:20.521		26:54.678
9	1	3:14.800			1:22.015		30:09.478
10	1	3:13.317			1:19.748		33:22.795
11	1	3:13.273			1:19.071		36:36.068
12	1	3:15.634			1:19.802		39:51.702
13	1	3:16.633			1:20.881		43:08.335
14	1	3:17.471			1:23.625		46:25.806
15	1	3:19.243			1:22.330		49:45.049
16	1	3:16.944			1:22.880		53:01.993
17	1	3:14.370			1:21.358	148.6	56:16.363
18	1	3:15.636			1:20.458		59:31.999
19	1	3:15.729			1:24.031	150.8	1:02:47.728
20	1	3:15.874			1:21.129		1:06:03.602

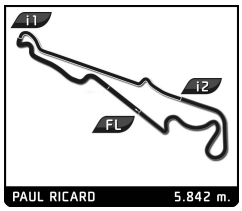

SIXTIES' ENDURANCE
DIX MILLE TOURS
RACE

Sector Analysis

__ Invalidated Lap Personal Best Session Best **B** Crossing the finish line in the pit lane

Lap	D	Time	Sector 1	Sector 2	Sector 3	T.Spd	Elapsed
21	1	3:17.792			1:21.039		1:09:21.394
22	1	9:03.312 **B**			7:10.759		1:18:24.706
23	1	3:40.695	1:23.375	57.487	1:19.833		1:22:05.401
24	1	3:01.659	50.545	55.292	1:15.822	169.8	1:25:07.060
25	1	3:00.074	49.505	54.138	1:16.431	175.0	1:28:07.134
26	1	3:02.759	49.656	54.364	1:18.739	178.8	1:31:09.893
27	1	2:59.454	49.762	53.285	1:16.407	180.0	1:34:09.347
28	1	2:57.106	49.097	53.264	1:14.745	179.4	1:37:06.453
29	1	3:00.501	50.590	54.280	1:15.631	169.3	1:40:06.954
30	1	3:03.500	49.159	57.005	1:17.336	174.8	1:43:10.454
31	1	3:05.372	50.541	57.758	1:17.073	153.6	1:46:15.826
32	1	3:02.412	49.132	57.096	1:16.184	163.1	1:49:18.238
33	1	3:01.626	50.308	54.508	1:16.810	156.1	1:52:19.864
34	1	3:01.382	49.241	55.851	1:16.290	171.2	1:55:21.246
35	1	3:02.603	49.694	55.169	1:17.740	161.2	1:58:23.849
36	1	3:02.906	49.462	56.566	1:16.878	172.2	2:01:26.755
37	1	3:02.182	51.619	55.281	1:15.282	133.5	2:04:28.937

139 1.François BOURDIN 2.Charles BOURDIN — LOTUS Elan 26R 1964 — GT2

Lap	D	Time	Sector 1	Sector 2	Sector 3	T.Spd	Elapsed
1	1	3:05.748	59.875	52.452	1:13.421		3:05.748
2	1	2:54.993	46.948	53.294	1:14.751	177.3	6:00.741
3	1	2:50.911	46.849	50.936	1:13.126	191.8	8:51.652
4	1	2:49.170	47.970	50.703	1:10.497	174.5	11:40.822
5	1	2:49.475	47.349	51.475	1:10.651	172.5	14:30.297
6	1	2:45.804	44.966	50.374	1:10.464	195.3	17:16.101
7	1	2:49.579	47.302	50.816	1:11.461	187.5	20:05.680
8	1	2:49.574	46.206	51.203	1:12.165	194.2	22:55.254
9	1	2:46.220	45.684	50.610	1:09.926	194.2	25:41.474
10	1	2:48.242	45.233	51.316	1:11.693	186.2	28:29.716
11	1	2:49.300	46.024	51.580	1:11.696	184.3	31:19.016
12	1	2:46.995	45.321	50.625	1:11.049	195.3	34:06.011
13	1	2:45.794	45.162	50.333	1:10.299	194.6	36:51.805
14	1	2:48.308	45.177	50.588	1:12.543	194.9	39:40.113
15	1	2:47.487	45.738	51.672	1:10.077	185.2	42:27.600
16	1	2:47.614	45.627	50.879	1:11.108	194.2	45:15.214
17	1	2:51.756	46.260	55.366	1:10.130	189.8	48:06.970
18	1	2:45.756	45.203	51.527	1:09.026	194.6	50:52.726
19	1	2:48.119	45.632	51.415	1:11.072	187.8	53:40.845
20	1	8:00.930 **B**	46.748	50.782	6:23.400	182.4	1:01:41.775
21	1	3:22.867	1:14.924	52.775	1:15.168		1:05:04.642
22	1	2:54.639	49.058	52.293	1:13.288	171.2	1:07:59.281
23	1	2:53.967	48.719	51.479	1:13.769	185.6	1:10:53.248
24	1	2:50.557	47.199	51.113	1:12.245	193.5	1:13:43.805
25	1	2:51.297	47.603	51.429	1:12.265	184.0	1:16:35.102
26	1	2:52.075	47.108	53.295	1:11.672	189.1	1:19:27.177
27	1	2:49.810	47.475	50.881	1:11.454	186.2	1:22:16.987
28	1	2:50.257	46.891	52.223	1:11.143	190.5	1:25:07.244
29	1	2:47.762	46.438	50.611	1:10.713	195.3	1:27:55.006
30	1	2:48.060	47.348	50.316	1:10.396	191.8	1:30:43.066
31	1	2:50.647	47.009	52.207	1:11.431	188.5	1:33:33.713
32	1	2:50.967	47.552	51.782	1:11.633	182.4	1:36:24.680
33	1	2:48.681	47.297	51.033	1:10.351	196.0	1:39:13.361
34	1	2:50.049	47.224	51.169	1:11.656	189.5	1:42:03.410
35	1	2:51.002	46.514	51.999	1:12.489	197.8	1:44:54.412
36	1	2:50.876	46.258	50.978	1:13.640	194.2	1:47:45.288
37	1	2:54.057	48.595	50.885	1:14.577	175.0	1:50:39.345
38	1	2:52.093	47.366	51.707	1:13.020	186.9	1:53:31.438
39	1	2:52.809	46.815	52.684	1:13.310	196.0	1:56:24.247
40	1	2:50.815	46.411	51.927	1:12.477	197.4	1:59:15.062
41	1	2:53.654	46.078	53.974	1:13.602	196.4	2:02:08.716
42	1	2:52.936	48.230	51.077	1:13.629	187.8	2:05:01.652

140 1.José DA ROCHA 2.Jeremy DA ROCHA — AUSTIN HEALEY 100/4 1955 — GT3

Lap	D	Time	Sector 1	Sector 2	Sector 3	T.Spd	Elapsed
1	1	3:22.619	1:08.636	56.327	1:17.656		3:22.619
2	1	2:59.812	48.454	54.753	1:16.605	172.2	6:22.431
3	1	2:58.976	50.481	54.953	1:13.542	171.4	9:21.407
4	1	2:56.546	47.648	54.957	1:13.941	170.3	12:17.953
5	1	2:57.651	49.397	54.537	1:13.717	161.9	15:15.604
6	1	3:00.766	49.500	54.078	1:17.188	169.3	18:16.370
7	1	2:54.590	47.861	53.700	1:13.029	169.0	21:10.960
8	1	2:56.825	47.633	54.101	1:15.091	173.6	24:07.785
9	1	2:57.305	47.712	55.325	1:14.268	166.4	27:05.090
10	1	3:11.646 **B**	49.321	54.559	1:27.766	158.6	30:16.736
11	1	4:15.240	2:05.274	55.106	1:14.860		34:31.976
12	1	3:02.244	50.614	56.672	1:14.958	149.0	37:34.220
13	1	2:54.190	47.392	53.732	1:13.066	172.2	40:28.410
14	1	2:53.423	47.497	53.039	1:12.887	168.2	43:21.833
15	1	2:54.633	47.033	53.885	1:13.715	170.9	46:16.466
16	1	2:57.207	49.331	53.598	1:14.278	163.9	49:13.673
17	1	3:04.798 **B**	48.883	55.071	1:20.844	161.4	52:18.471
18	1	8:42.048	6:24.824	57.027	1:20.197		1:01:00.519
19	1	3:04.868	49.840	55.704	1:19.324	152.5	1:04:05.387
20	1	3:08.445	52.109	1:00.126	1:16.210	157.9	1:07:13.832
21	1	3:00.815	51.491	55.076	1:14.248	168.0	1:10:14.647
22	1	3:04.996	49.781	56.144	1:19.071	171.4	1:13:19.643
23	1	3:00.790	50.127	55.648	1:15.015	162.9	1:16:20.433
24	1	3:05.542	49.900	57.342	1:18.300	169.8	1:19:25.975
25	1	3:00.829	50.368	55.171	1:15.290	161.2	1:22:26.804
26	1	3:02.986	50.171	56.206	1:16.609	173.6	1:25:29.790
27	1	3:04.577	50.364	55.922	1:18.291	175.9	1:28:34.367
28	1	3:05.290	48.980	55.504	1:20.806	172.2	1:31:39.657
29	1	2:58.962	48.854	53.877	1:16.231	169.0	1:34:38.619
30	1	3:02.696	49.445	54.066	1:19.185	172.5	1:37:41.315
31	1	3:04.698	49.148	57.242	1:18.308	174.2	1:40:46.013
32	1	3:03.941	50.771	55.638	1:17.532	175.3	1:43:49.954
33	1	2:59.999	49.923	54.720	1:15.356	169.5	1:46:49.953
34	1	3:00.910	49.237	54.709	1:16.964	175.0	1:49:50.863
35	1	3:01.546	50.949	55.107	1:15.490	148.6	1:52:52.409
36	1	3:01.017	49.127	55.198	1:16.692	172.2	1:55:53.426
37	1	3:08.421	50.209	1:03.558	1:14.654	165.4	1:59:01.847
38	1	2:55.485	48.148	55.364	1:11.973	172.2	2:01:57.332
39	1	2:55.265	47.171	53.015	1:15.079	178.8	2:04:52.597

141 1.Jan GIJZEN 2.Anthony SCHRAUWEN — LOTUS Elite 1958 — GT1

Lap	D	Time	Sector 1	Sector 2	Sector 3	T.Spd	Elapsed
1	1	3:36.738	1:19.881	58.182	1:18.675		3:36.738
2	1	3:09.108	51.651	57.474	1:19.983	169.8	6:45.846
3	1	3:06.618	50.799	56.890	1:18.929	167.7	9:52.464
4	1	3:09.263	52.031	56.794	1:20.438	168.7	13:01.727
5	1	3:05.769	50.441	56.361	1:18.967	172.5	16:07.496
6	1	3:08.538	51.169	57.222	1:20.147	172.2	19:16.034
7	1	3:07.116	51.637	56.353	1:19.126	171.4	22:23.150
8	1	3:05.464	50.057	55.578	1:19.829	171.7	25:28.614

ZENITH
THE FUTURE OF SWISS WATCHMAKING SINCE 1865
VICOMTE A.
PARIS

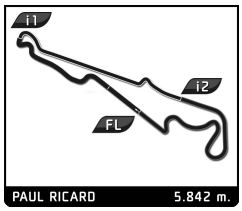

SIXTIES' ENDURANCE
DIX MILLE TOURS
RACE

Sector Analysis

__ Invalidated Lap Personal Best Session Best **B** Crossing the finish line in the pit lane

Lap	D	Time	Sector 1	Sector 2	Sector 3	T.Spd	Elapsed
9	1	3:07.932	50.655	56.495	1:20.782	173.1	28:36.546
10	1	3:06.725	50.730	56.001	1:19.994	172.0	31:43.271
11	1	3:08.191	52.466	55.993	1:19.732	165.4	34:51.462
12	1	3:06.452	52.161	55.596	1:18.695	168.0	37:57.914
13	1	3:07.353	51.692	56.482	1:19.179	170.6	41:05.267
14	1	3:10.500	51.884	58.323	1:20.293	170.3	44:15.767
15	1	3:08.235	52.071	57.266	1:18.898	158.1	47:24.002
16	1	3:10.206	51.272	59.558	1:19.376	162.9	50:34.208
17	1	3:07.694	50.973	56.747	1:19.974	166.9	53:41.902
18	1	3:05.101	50.900	55.501	1:18.700	173.4	56:47.003
19	1	8:40.400 B	51.054	56.284	6:53.062	163.9	1:05:27.403
20	1	3:30.915	1:13.544	57.823	1:19.548		1:08:58.318
21	1	7:28.742 B	50.456	57.477	5:40.809	166.9	1:16:27.060

142 1.Stephan KOENIG 2.Philipp KOENIG — PORSCHE 911 2,0L 1965 GT2

Lap	D	Time	Sector 1	Sector 2	Sector 3	T.Spd	Elapsed
1	1	3:25.426	1:15.134	54.617	1:15.675		3:25.426
2	1	2:57.824	47.634	53.043	1:17.147	180.9	6:23.250
3	1	2:56.580	49.355	52.902	1:14.323	181.5	9:19.830
4	1	2:54.542	47.660	52.864	1:14.018	181.8	12:14.372
5	1	2:53.018	47.115	52.168	1:13.735	181.8	15:07.390
6	1	2:54.170	47.691	52.263	1:14.216	178.5	18:01.560
7	1	2:52.594	47.086	52.007	1:13.501	182.1	20:54.154
8	1	2:54.253	47.290	52.624	1:14.339	182.4	23:48.407
9	1	2:55.875	47.875	53.527	1:14.473	177.0	26:44.282
10	1	2:54.049	48.015	52.530	1:13.504	181.5	29:38.331
11	1	2:54.935	48.545	52.709	1:13.681	180.6	32:33.266
12	1	2:55.263	47.877	53.955	1:13.431	181.8	35:28.529
13	1	2:53.846	47.516	51.838	1:14.492	180.6	38:22.375
14	1	2:52.984	47.082	52.223	1:13.679	182.7	41:15.359
15	1	2:53.473	47.744	52.169	1:13.560	173.6	44:08.832
16	1	2:55.512	46.853	53.436	1:15.223	182.4	47:04.344
17	1	2:55.418	46.676	51.628	1:17.114	182.4	49:59.762
18	1	2:54.634	47.619	52.809	1:14.206	179.7	52:54.396
19	1	8:00.911 B	47.114	53.536	6:20.261	181.5	1:00:55.307
20	1	3:24.253	1:10.789	54.290	1:19.174		1:04:19.560
21	1	2:56.497	48.203	52.746	1:15.548	173.9	1:07:16.057
22	1	2:54.847	48.331	52.205	1:14.311	179.1	1:10:10.904
23	1	2:56.243	48.881	52.638	1:14.724	180.3	1:13:07.147
24	1	3:00.049	48.802	52.751	1:18.496	180.3	1:16:07.196
25	1	2:55.476	47.868	53.066	1:14.542	177.9	1:19:02.672
26	1	2:54.628	47.347	52.834	1:14.447	179.1	1:21:57.300
27	1	2:56.686	47.459	54.393	1:14.834	178.5	1:24:53.986
28	1	3:16.883	46.460	52.863	1:37.560	181.5	1:28:10.869
29	1	2:57.591	47.388	53.379	1:16.824	178.5	1:31:08.460
30	1	2:51.894	46.803	51.818	1:13.273	181.2	1:34:00.354
31	1	2:53.140	47.094	52.688	1:13.358	177.0	1:36:53.494
32	1	2:56.756	48.443	52.837	1:15.476	180.0	1:39:50.250
33	1	2:53.877	46.826	52.965	1:14.086	183.4	1:42:44.127
34	1	2:55.816			1:15.476	182.1	1:45:39.943
35	1	2:53.607	47.067	52.525	1:14.015	179.1	1:48:33.550
36	1	2:51.812	46.944	51.751	1:13.117	180.0	1:51:25.362
37	1	2:54.932	49.125	52.236	1:13.571	180.3	1:54:20.294
38	1	2:53.940	47.512	52.330	1:14.098	180.6	1:57:14.234
39	1	2:55.405	47.698	52.702	1:15.005	181.2	2:00:09.639
40	1	2:52.716	47.024	52.319	1:13.373	178.8	2:03:02.355

143 1.Damien SIONNEAU 2.Charles Edouard ROUSSE — LOTUS Elan 26R 1966 GT2

Lap	D	Time	Sector 1	Sector 2	Sector 3	T.Spd	Elapsed
1	1	3:01.512	57.960	52.451	1:11.101		3:01.512
2	1	2:49.389	45.824	51.204	1:12.361	184.3	5:50.901
3	1	2:48.103	45.739	50.591	1:11.773	194.6	8:39.004
4	1	2:47.707	45.200	50.618	1:11.889	192.9	11:26.711
5	1	2:53.662	45.973	51.478	1:16.211	185.6	14:20.373
6	1	2:53.409	47.992	51.405	1:14.012	186.2	17:13.782
7	1	2:50.450	47.645	51.441	1:11.364	181.2	20:04.232
8	1	2:50.548	46.765	51.747	1:12.036	190.1	22:54.780
9	1	2:50.791	45.736	51.633	1:13.422	191.8	25:45.571
10	1	2:51.325	47.606	51.494	1:12.225	171.7	28:36.896
11	1	2:51.006	47.259	51.832	1:11.915	181.8	31:27.902
12	1	2:47.758	45.274	50.839	1:11.645	187.8	34:15.660
13	1	2:49.857	46.070	50.996	1:12.791	182.4	37:05.517
14	1	2:49.482	46.213	50.431	1:12.838	191.5	39:54.999
15	1	2:50.766	46.677	50.952	1:13.137	188.8	42:45.765
16	1	2:49.962	46.728	51.200	1:12.034	194.6	45:35.727
17	1	2:51.756	45.895	50.727	1:15.134	191.5	48:27.483
18	1	2:50.721	46.311	51.758	1:12.652	181.8	51:18.204
19	1	5:48.178 B	46.700	51.306	4:10.172	189.5	57:06.382
20	1	5:21.686	3:20.748	51.165	1:09.773		1:02:28.068
21	1	2:46.742	45.630	50.177	1:10.935	191.2	1:05:14.810
22	1	2:45.717	46.762	49.277	1:09.678	179.7	1:08:00.527
23	1	2:45.971	45.804	50.776	1:09.391	182.4	1:10:46.498
24	1	2:44.422	44.537	49.564	1:10.321	181.5	1:13:30.920
25	1	2:44.123	45.269	49.098	1:09.756	193.9	1:16:15.043
26	1	2:45.338	45.360	49.834	1:10.144	179.7	1:19:00.381
27	1	2:45.201	45.583	49.377	1:10.241	190.5	1:21:45.582
28	1	2:46.744	45.619	49.269	1:11.856	190.5	1:24:32.326
29	1	2:43.750	45.119	48.795	1:09.836	190.5	1:27:16.076
30	1	2:46.255	45.080	49.984	1:11.191	185.9	1:30:02.331
31	1	2:45.897	44.576	50.458	1:10.863	182.7	1:32:48.228
32	1	2:45.064	45.102	49.906	1:10.056	173.6	1:35:33.292
33	1	2:47.459	44.878	51.203	1:11.378	189.8	1:38:20.751
34	1	2:48.177	47.758	49.365	1:11.054	189.5	1:41:08.928
35	1	6:50.507 B	45.046	3:17.770	2:47.691	189.5	1:47:59.435
36	1	3:08.393	1:05.254	50.965	1:12.174		1:51:07.828
37	1	2:46.807	44.285	49.737	1:12.785	193.2	1:53:54.635
38	1	2:47.778	45.523	50.831	1:11.424	190.8	1:56:42.413
39	1	2:49.839	45.859	50.950	1:13.030	180.3	1:59:32.252
40	1	2:49.298	45.579	50.224	1:13.495	188.2	2:02:21.550

145 1.Patrick BONNARDEL 2.Alexandre BONNARDEL — JAGUAR Type E 3,8L 1963 GT4

Lap	D	Time	Sector 1	Sector 2	Sector 3	T.Spd	Elapsed
1	1	3:14.800	1:06.327	55.263	1:13.210		3:14.800
2	1	2:54.238	47.635	51.618	1:14.985	190.1	6:09.038
3	1	2:53.782	47.424	52.174	1:14.184	191.8	9:02.820
4	1	2:53.015	46.729	51.683	1:14.603	198.2	11:55.835
5	1	2:55.286	48.189	52.097	1:15.000	195.7	14:51.121
6	1	2:52.981	47.903	51.254	1:13.824	186.5	17:44.102
7	1	2:55.054	47.355	53.294	1:14.405	189.8	20:39.156
8	1	2:53.484	48.626	51.568	1:13.290	166.2	23:32.640
9	1	2:52.231	47.933	51.003	1:13.295	189.1	26:24.871
10	1	2:58.227	48.992	56.375	1:12.860	180.3	29:23.098
11	1	2:52.745	46.924	52.177	1:13.644	196.0	32:15.843

ZENITH
THE FUTURE OF SWISS WATCHMAKING SINCE 1865
VICOMTE A.
PARIS

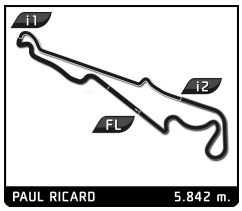

SIXTIES' ENDURANCE
DIX MILLE TOURS
RACE

Sector Analysis

__ Invalidated Lap Personal Best Session Best **B** Crossing the finish line in the pit lane

Lap	D	Time	Sector 1	Sector 2	Sector 3	T.Spd	Elapsed
12	1	2:52.158	47.365	51.511	1:13.282	184.6	35:08.001
13	1	2:51.788	46.965	50.985	1:13.838	184.0	37:59.789
14	1	2:53.438	48.350	51.751	1:13.337	177.6	40:53.227
15	1	2:54.244	47.669	51.718	1:14.857	188.8	43:47.471
16	1	2:52.465	47.571	50.687	1:14.207	195.3	46:39.936
17	1	2:51.957	47.174	51.569	1:13.214	185.9	49:31.893
18	1	2:53.404	47.677	50.962	1:14.765	181.5	52:25.297
19	1	2:54.595	48.733	51.599	1:14.263	190.1	55:19.892
20	1	2:53.733	47.269	51.697	1:14.767	184.3	58:13.625
21	1	2:54.186	49.329	51.078	1:13.779	182.1	1:01:07.811
22	1	6:01.428 **B**	46.867	51.242	4:23.319	194.6	1:07:09.239
23	1	5:54.811	3:49.551	51.307	1:13.953		1:13:04.050
24	1	3:13.103	48.748	51.532	1:32.823	177.9	1:16:17.153
25	1	2:55.646	49.074	52.151	1:14.421	182.7	1:19:12.799
26	1	2:53.066	48.131	51.633	1:13.302	187.2	1:22:05.865
27	1	2:52.916	47.002	50.696	1:15.218	191.2	1:24:58.781
28	1	2:53.585	49.002	51.759	1:12.824	202.6	1:27:52.366
29	1	2:49.853	46.821	50.288	1:12.744	186.2	1:30:42.219
30	1	2:50.309	46.700	50.002	1:13.607	189.5	1:33:32.528
31	1	2:51.146	47.276	51.257	1:12.613	192.2	1:36:23.674
32	1	2:52.454	47.876	49.933	1:14.645	186.9	1:39:16.128
33	1	2:50.512	46.914	49.924	1:13.674	185.2	1:42:06.640
34	1	2:51.115	46.787	50.829	1:13.499	193.5	1:44:57.755
35	1	2:49.861	46.625	49.809	1:13.427	197.8	1:47:47.616
36	1	2:52.199	48.204	52.107	1:11.888	177.6	1:50:39.815
37	1	2:48.471	45.748	49.929	1:12.794	201.1	1:53:28.286
38	1	2:48.189	46.747	49.750	1:11.692	192.5	1:56:16.475
39	1	2:49.681	46.326	50.207	1:13.148	186.2	1:59:06.156
40	1	3:14.403	46.333	1:12.343	1:15.727	196.7	2:02:20.559

146 1.Romain GUERARDELLE — MG B 1963 — GT2

Lap	D	Time	Sector 1	Sector 2	Sector 3	T.Spd	Elapsed
1	1	3:52.130	1:38.125	57.120	1:16.885		3:52.130
2	1	3:02.149	49.033	55.487	1:17.629	171.7	6:54.279
3	1	2:59.903	48.837	55.265	1:15.801	171.4	9:54.182
4	1	3:05.906	50.907	56.105	1:18.894	172.0	13:00.088
5	1	3:04.780	49.227	55.558	1:19.995	171.2	16:04.868
6	1	3:01.161	50.022	54.722	1:16.417	172.5	19:06.029
7	1	3:00.574	50.469	54.729	1:15.376	172.8	22:06.603
8	1	3:01.018	49.418	54.534	1:17.066	172.2	25:07.621
9	1	2:57.805	48.422	54.415	1:14.968	172.2	28:05.426
10	1	3:01.885	48.230	55.003	1:18.652	171.4	31:07.311
11	1	3:03.400	51.347	55.316	1:16.737	166.7	34:10.711
12	1	3:00.692	49.929	54.480	1:16.283	171.7	37:11.403
13	1	3:01.479	49.977	54.621	1:16.881	159.8	40:12.882
14	1	2:56.950	47.766	54.172	1:15.012	173.6	43:09.832
15	1	2:58.255	49.672	54.228	1:14.355	166.9	46:08.087
16	1	3:00.272	48.121	55.982	1:16.169	172.2	49:08.359
17	1	2:58.429	48.387	55.255	1:14.787	173.4	52:06.788
18	1	2:57.646	48.249	54.381	1:15.016	171.2	55:04.434
19	1	2:58.868	49.009	55.440	1:14.419	170.3	58:03.302
20	1	8:53.598 **B**	49.502	55.295	7:08.801	160.5	1:06:56.900
21	1	3:15.476	1:06.994	54.226	1:14.256		1:10:12.376
22	1	3:00.037	49.140	54.140	1:16.757	173.4	1:13:12.413
23	1	2:59.386	49.395	54.786	1:15.205	169.0	1:16:11.799
24	1	3:01.837	50.949	54.641	1:16.247	172.8	1:19:13.636
25	1	2:57.836	48.591	54.716	1:14.529	172.8	1:22:11.472
26	1	2:58.013	48.155	55.749	1:14.109	171.7	1:25:09.485
27	1	2:58.430	47.799	54.306	1:16.325	172.2	1:28:07.915
28	1	3:00.162	48.081	54.705	1:17.376	172.5	1:31:08.077
29	1	2:59.165	48.651	55.055	1:15.459	172.0	1:34:07.242
30	1	2:58.717	49.515	54.287	1:14.915	171.7	1:37:05.959
31	1	3:00.195	49.012	55.666	1:15.517	171.4	1:40:06.154
32	1	2:58.197	48.546	53.980	1:15.671	172.5	1:43:04.351
33	1	2:59.592	48.379	55.091	1:16.122	173.6	1:46:03.943
34	1	2:57.566	47.714	54.455	1:15.397	172.5	1:49:01.509
35	1	3:00.246	48.948	54.846	1:16.452	174.5	1:52:01.755
36	1	3:00.664	50.172	54.889	1:15.603	172.0	1:55:02.419
37	1	2:56.822	47.751	53.906	1:15.165	172.5	1:57:59.241
38	1	3:01.312	48.495	54.880	1:17.937	172.0	2:01:00.553
39	1	2:59.063	49.194	54.035	1:15.834	171.4	2:03:59.616

149 1.Robert INGRAM 2.Iain ROWLEY — LOTUS Elite 1961 — GT1

Lap	D	Time	Sector 1	Sector 2	Sector 3	T.Spd	Elapsed
1	1	3:59.855	1:38.270	1:01.324	1:20.261		3:59.855
2	1	3:18.401	54.917	1:00.425	1:23.059	156.3	7:18.256
3	1	3:13.933	52.808	59.312	1:21.813	165.9	10:32.189
4	1	3:11.378	52.216	57.830	1:21.332	164.4	13:43.567
5	1	3:11.741	52.205	59.166	1:20.370	166.9	16:55.308
6	1	3:15.087	52.242	58.708	1:24.137	162.2	20:10.395
7	1	3:15.767	54.912	59.055	1:21.800	159.3	23:26.162
8	1	3:15.311	53.138	1:00.100	1:22.073	161.4	26:41.473
9	1	3:15.796	55.659	1:00.497	1:19.640	158.8	29:57.269
10	1	3:15.336	54.463	59.654	1:21.219	159.5	33:12.605
11	1	3:16.005	52.893	1:00.046	1:23.066	159.8	36:28.610
12	1	3:16.845	52.532	1:01.236	1:23.077	156.3	39:45.455
13	1	3:15.917	52.204	1:00.320	1:23.393	159.3	43:01.372
14	1	3:15.737	53.087	59.981	1:22.669	157.2	46:17.109
15	1	3:16.234	53.215	59.001	1:24.018	155.2	49:33.343
16	1	3:48.669 **B**	53.595	1:00.541	1:54.533	149.8	53:22.012
17	1	8:50.264	6:18.948	1:05.998	1:25.318		1:02:12.276
18	1	3:23.381	55.998	1:03.533	1:23.850	152.1	1:05:35.657
19	1	3:19.861	53.409	1:03.190	1:23.262	149.2	1:08:55.518
20	1	3:15.974	52.798	1:00.131	1:23.045	151.0	1:12:11.492
21	1	3:17.973	52.662	1:03.056	1:22.255	144.4	1:15:29.465
22	1	3:17.623	53.107	1:01.104	1:23.412	146.7	1:18:47.088
23	1	3:19.595	52.544	1:03.762	1:23.289	151.0	1:22:06.683
24	1	3:16.136	52.581	1:02.267	1:21.288	159.5	1:25:22.819
25	1	3:16.961	51.878	1:01.008	1:24.075	153.0	1:28:39.780
26	1	3:13.951	52.595	1:00.446	1:20.910	150.6	1:31:53.731
27	1	3:14.824	51.914	1:01.892	1:21.018	151.3	1:35:08.555
28	1	3:17.118	53.389	59.685	1:24.044	152.8	1:38:25.673
29	1	3:15.294	54.315	59.795	1:21.184	161.4	1:41:40.967
30	1	3:16.462	53.269	1:01.658	1:21.535	160.5	1:44:57.429
31	1	3:11.347	51.887	59.252	1:20.208	159.8	1:48:08.776
32	1	3:12.018	51.342	1:00.358	1:20.318	156.7	1:51:20.794
33	1	3:16.709	51.850	1:00.858	1:24.001	156.3	1:54:37.503
34	1	3:15.258	51.488	59.995	1:23.775	161.2	1:57:52.761
35	1	3:13.013	51.762	1:01.059	1:20.192	156.3	2:01:05.774
36	1	3:11.713	51.499	59.765	1:20.449	154.9	2:04:17.487

160 1.Michael BIRCH 2.Gareth BURNETT — ELVA GT 160 1964 — GT2

Lap	D	Time	Sector 1	Sector 2	Sector 3	T.Spd	Elapsed
1	1	2:54.871	53.603	51.237	1:10.031		2:54.871
2	1	2:47.309	45.906	49.628	1:11.775	183.4	5:42.180

ZENITH
THE FUTURE OF SWISS WATCHMAKING SINCE 1865
VICOMTE A.
PARIS

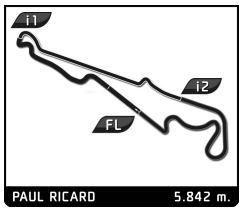

SIXTIES' ENDURANCE
DIX MILLE TOURS
RACE

Sector Analysis

__ Invalidated Lap Personal Best Session Best **B** Crossing the finish line in the pit lane

Lap	D	Time	Sector 1	Sector 2	Sector 3	T.Spd	Elapsed
3	1	2:47.543	45.501	50.530	1:11.512	198.9	8:29.723
4	1	2:47.469	45.792	50.001	1:11.676	181.5	11:17.192
5	1	2:47.615	45.740	49.573	1:12.302	189.1	14:04.807
6	1	2:51.430	48.066	51.838	1:11.526	150.6	16:56.237
7	1	2:48.818	45.827	50.957	1:12.034	190.5	19:45.055
8	1	2:49.083	46.257	50.886	1:11.940	194.2	22:34.138
9	1	2:49.677	47.134	50.780	1:11.763	175.3	25:23.815
10	1	2:50.851	47.985	51.178	1:11.688	170.3	28:14.666
11	1	2:50.906	47.079	50.480	1:13.347	173.1	31:05.572
12	1	2:46.628	45.955	49.994	1:10.679	196.0	33:52.200
13	1	2:51.342	48.154	50.923	1:12.265	151.5	36:43.542
14	1	2:53.188	48.059	50.433	1:14.696	162.9	39:36.730
15	1	2:46.632	45.907	49.584	1:11.141	187.2	42:23.362
16	1	2:50.451	46.683	50.881	1:12.887	200.7	45:13.813

161 1.Serge LIBENS — AUSTIN HEALEY 3000 Mk 2 1962 — GT3

Lap	D	Time	Sector 1	Sector 2	Sector 3	T.Spd	Elapsed
1	1	3:21.038	1:11.032	53.912	1:16.094		3:21.038
2	1	3:00.353	48.603	54.539	1:17.211	184.9	6:21.391
3	1	2:58.588	48.349	54.412	1:15.827	181.2	9:19.979
4	1	2:57.407	48.117	54.209	1:15.081	179.4	12:17.386
5	1	2:57.492	49.544	53.444	1:14.504	175.6	15:14.878
6	1	2:57.485	49.732	53.799	1:13.954	179.1	18:12.363
7	1	2:53.155	47.600	52.335	1:13.220	175.6	21:05.518
8	1	2:54.897	47.517	52.074	1:15.306	182.7	24:00.415
9	1	2:58.713	48.859	54.246	1:15.608	182.4	26:59.128
10	1	3:02.549	49.313	56.248	1:16.988	154.3	30:01.677
11	1	2:58.521	48.832	53.308	1:16.381	184.0	33:00.198
12	1	2:53.924	48.735	51.965	1:13.224	168.2	35:54.122
13	1	2:53.772	47.593	54.097	1:12.082	180.9	38:47.894
14	1	2:54.004	47.555	52.809	1:13.640	180.0	41:41.898
15	1	2:52.225	46.836	52.211	1:13.178	180.3	44:34.123
16	1	4:54.960 **B**	46.742	52.790	3:15.428	183.7	49:29.083
17	1	6:18.603	4:09.956	53.782	1:14.865		55:47.686
18	1	2:58.251	50.154	54.602	1:13.495	182.4	58:45.937
19	1	2:54.523	47.009	53.996	1:13.518	184.3	1:01:40.460
20	1	2:52.332	46.752	51.980	1:13.600	180.0	1:04:32.792
21	1	2:55.735	49.984	53.323	1:12.428	175.6	1:07:28.527
22	1	2:53.841	46.806	54.076	1:12.959	175.9	1:10:22.368
23	1	2:57.109	46.883	54.200	1:16.026	183.7	1:13:19.477
24	1	2:53.206	47.746	52.736	1:12.724	183.7	1:16:12.683
25	1	2:55.127	49.332	52.820	1:12.975	182.7	1:19:07.810
26	1	2:51.814	46.974	51.795	1:13.045	183.1	1:21:59.624
27	1	2:53.769	46.706	53.010	1:14.053	172.5	1:24:53.393
28	1	2:52.373	46.207	53.247	1:12.919	184.6	1:27:45.766
29	1	2:51.456	46.496	52.090	1:12.870	184.0	1:30:37.222
30	1	2:50.194	46.778	51.744	1:11.672	179.4	1:33:27.416
31	1	2:50.623	46.431	52.479	1:11.713	184.6	1:36:18.039
32	1	2:53.445	47.816	52.939	1:12.690	184.9	1:39:11.484
33	1	2:53.594	47.668	52.760	1:13.166	184.0	1:42:05.078
34	1	2:54.487	47.040	54.973	1:12.474	185.9	1:44:59.565
35	1	2:55.543	47.475	54.064	1:14.004	181.5	1:47:55.108
36	1	2:53.399	46.420	53.323	1:13.656	186.9	1:50:48.507
37	1	2:52.829	46.888	51.434	1:14.507	184.9	1:53:41.336
38	1	2:51.757	46.331	51.479	1:13.947	182.4	1:56:33.093
39	1	2:51.526	47.164	51.215	1:13.147	183.4	1:59:24.619
40	1	2:50.232	46.223	51.831	1:12.178	184.6	2:02:14.851
41	1	2:49.562	46.089	51.847	1:11.626	178.8	2:05:04.413

163 1.Alex FURIANI 2.Roderick JACK — LOTUS Elan 1965 — GT2

Lap	D	Time	Sector 1	Sector 2	Sector 3	T.Spd	Elapsed
1	1	3:05.514	58.977	52.996	1:13.541		3:05.514
2	1	2:52.004	46.923	52.286	1:12.795	187.8	5:57.518
3	1	2:46.711	46.042	50.586	1:10.083	184.9	8:44.229
4	1	2:48.814	45.820	51.344	1:11.650	183.7	11:33.043
5	1	2:49.846	46.773	51.071	1:12.002	184.9	14:22.889
6	1	2:52.067	46.378	51.600	1:14.089	184.0	17:14.956
7	1	2:50.705	47.033	51.699	1:11.973	184.3	20:05.661
8	1	2:50.677	46.859	51.521	1:12.297	187.2	22:56.338
9	1	2:48.873	45.894	51.756	1:11.223	183.4	25:45.211
10	1	2:48.939	46.893	50.524	1:11.522	182.1	28:34.150
11	1	2:47.256	46.681	50.244	1:10.331	184.9	31:21.406
12	1	2:46.806	46.672	49.774	1:10.360	184.0	34:08.212
13	1	2:46.801	45.273	50.757	1:10.771	186.9	36:55.013
14	1	2:46.604	45.561	50.422	1:10.621	185.9	39:41.617
15	1	39:44.383 **B**	46.781	50.210	...	186.9	1:19:26.000

165 1.Régis MASSON 2.Simon NOBILI — SUNBEAM Alpine 1960 — GT2

Lap	D	Time	Sector 1	Sector 2	Sector 3	T.Spd	Elapsed
1	1	4:16.568	1:39.943	1:07.472	1:29.153		4:16.568
2	1	3:35.157	57.042	1:07.279	1:30.836	137.4	7:51.725
3	1	3:34.667	58.516	1:06.580	1:29.571	137.6	11:26.392
4	1	3:36.144	57.946	1:08.679	1:29.519	139.2	15:02.536
5	1	3:32.316	56.148	1:07.442	1:28.726	138.5	18:34.852
6	1	3:33.907	58.298	1:06.463	1:29.146	138.3	22:08.759
7	1	3:31.796	57.608	1:06.970	1:27.218	138.5	25:40.555
8	1	3:33.088	58.352	1:06.709	1:28.027	139.2	29:13.643
9	1	3:31.851	57.939	1:06.482	1:27.430	139.2	32:45.494
10	1	3:29.324	55.739	1:06.417	1:27.168	138.3	36:14.818
11	1	3:32.930	56.821	1:06.470	1:29.639	139.2	39:47.748
12	1	3:28.764	56.085	1:06.283	1:26.396	139.4	43:16.512
13	1	3:30.792	55.208	1:08.890	1:26.694	140.1	46:47.304
14	1	3:27.422	55.063	1:05.595	1:26.764	139.9	50:14.726
15	1	3:28.007	56.041	1:05.173	1:26.793	139.0	53:42.733
16	1	3:27.656	55.455	1:06.177	1:26.024	140.1	57:10.389
17	1	3:26.208	54.880	1:05.288	1:26.040	140.4	1:00:36.597
18	1	8:39.822 **B**	56.616	1:07.402	6:35.804	138.8	1:09:16.419
19	1	3:52.699	1:17.061	1:08.212	1:27.426		1:13:09.118
20	1	3:30.012	56.033	1:05.910	1:28.069	139.5	1:16:39.130
21	1	3:27.035	55.135	1:05.213	1:26.687	139.4	1:20:06.165
22	1	3:28.505	55.691	1:05.436	1:27.378	139.2	1:23:34.670
23	1	3:28.841	55.493	1:06.232	1:27.116	139.5	1:27:03.511
24	1	3:26.931	56.480	1:04.713	1:25.738	139.0	1:30:30.442
25	1	3:26.917	55.483	1:05.605	1:25.829	139.2	1:33:57.359
26	1	3:27.709	56.342	1:04.736	1:26.631	139.9	1:37:25.068
27	1	3:27.155	55.444	1:05.166	1:26.545	140.3	1:40:52.223
28	1	3:25.951	55.697	1:04.523	1:25.731	140.4	1:44:18.174
29	1	3:26.340	54.578	1:05.647	1:26.115	140.4	1:47:44.514
30	1	3:28.058	55.318	1:05.257	1:27.483	139.2	1:51:12.572
31	1	3:26.028	54.721	1:04.527	1:26.780	140.6	1:54:38.600
32	1	3:24.440	54.759	1:04.391	1:25.290	140.3	1:58:03.040
33	1	3:25.682	54.753	1:05.123	1:25.806	140.6	2:01:28.722
34	1	3:26.439	54.799	1:05.003	1:26.637	139.7	2:04:55.161

ZENITH
THE FUTURE OF SWISS WATCHMAKING SINCE 1865
VICOMTE A.
PARIS

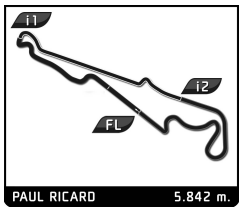

SIXTIES' ENDURANCE
DIX MILLE TOURS
RACE

Sector Analysis

__ Invalidated Lap Personal Best Session Best **B** Crossing the finish line in the pit lane

169 — 1.Jean-Marc AVEZOU — AUSTIN HEALEY 3000 Mk 2 1961 — GT3

Lap	D	Time	Sector 1	Sector 2	Sector 3	T.Spd	Elapsed
1	1	3:09.708	1:03.110	52.550	1:14.048		3:09.708
2	1	2:52.383	47.318	51.217	1:13.848	172.8	6:02.091
3	1	2:50.803	46.807	51.411	1:12.585	180.3	8:52.894
4	1	2:51.686	47.480	51.805	1:12.401	169.5	11:44.580
5	1	2:51.094	47.307	51.547	1:12.240	178.8	14:35.674
6	1	2:51.533	47.786	51.319	1:12.428	177.3	17:27.207
7	1	2:54.128	47.314	53.177	1:13.637	177.0	20:21.335
8	1	2:52.826	48.812	50.895	1:13.119	172.2	23:14.161
9	1	2:52.767	47.747	51.282	1:13.738	188.8	26:06.928
10	1	2:50.597	47.085	51.205	1:12.307	186.9	28:57.525
11	1	2:51.643	47.169	51.080	1:13.394	188.2	31:49.168
12	1	2:50.640	47.090	51.426	1:12.124	183.4	34:39.808
13	1	2:50.860	45.958	52.403	1:12.499	196.0	37:30.668
14	1	2:51.663	46.154	53.306	1:12.203	186.9	40:22.331
15	1	2:49.489	46.428	50.910	1:12.151	185.9	43:11.820
16	1	2:50.964	46.711	51.035	1:13.218	184.6	46:02.784
17	1	2:54.083	47.198	54.486	1:12.399	180.3	48:56.867
18	1	2:53.073	46.538	53.392	1:13.143	194.6	51:49.940
19	1	2:49.857	46.949	50.743	1:12.165	189.8	54:39.797
20	1	5:52.759 **B**	46.669	51.293	4:14.797	190.5	1:00:32.556
21	1	5:30.599	3:23.047	52.925	1:14.627		1:06:03.155
22	1	2:52.453	47.090	52.000	1:13.363	182.7	1:08:55.608
23	1	2:50.206	46.470	51.137	1:12.599	186.5	1:11:45.814
24	1	2:51.764	46.727	51.723	1:13.314	181.2	1:14:37.578
25	1	2:51.356	46.620	51.492	1:13.244	188.2	1:17:28.934
26	1	2:52.133	46.489	52.638	1:13.006	186.5	1:20:21.067
27	1	2:50.972	47.272	51.137	1:12.563	186.2	1:23:12.039
28	1	2:50.519	46.751	51.297	1:12.471	184.9	1:26:02.558
29	1	2:51.734	46.384	51.611	1:13.739	188.2	1:28:54.292
30	1	2:50.831	46.201	51.220	1:13.410	191.8	1:31:45.123
31	1	2:49.531	46.330	50.700	1:12.501	187.5	1:34:34.654
32	1	2:50.020	46.290	51.269	1:12.461	195.7	1:37:24.674
33	1	2:52.765	48.324	51.691	1:12.750	179.7	1:40:17.439
34	1	2:50.311	46.109	51.431	1:12.771	193.2	1:43:07.750
35	1	2:50.638	45.931	51.896	1:12.811	192.9	1:45:58.388
36	1	2:49.024	46.076	50.921	1:12.027	192.2	1:48:47.412
37	1	2:52.270	46.773	52.693	1:12.804	187.8	1:51:39.682
38	1	2:53.961	49.197	50.911	1:13.853	174.2	1:54:33.643
39	1	2:49.754	45.820	51.095	1:12.839	192.9	1:57:23.397
40	1	2:51.912	46.585	51.285	1:14.042	177.3	2:00:15.309
41	1	2:49.156	45.826	50.665	1:12.665	192.5	2:03:04.465

178 — 1.Gabriel BALTHAZARD, 2.Didier MARIS — PORSCHE 356 Pré A 1952 — GT2

Lap	D	Time	Sector 1	Sector 2	Sector 3	T.Spd	Elapsed
1	1	3:40.586	1:23.747	58.532	1:18.307		3:40.586
2	1	3:03.857	49.749	56.130	1:17.978	172.0	6:44.443
3	1	3:05.906	50.770	55.946	1:19.190	173.4	9:50.349
4	1	3:05.123	50.386	56.202	1:18.535	166.4	12:55.472
5	1	3:09.912	50.707	56.438	1:22.767	166.7	16:05.384
6	1	3:09.867	50.538	58.698	1:20.631	161.0	19:15.251
7	1	3:10.481	51.136	58.779	1:20.566	169.8	22:25.732
8	1	3:07.171	49.888	57.446	1:19.837	170.9	25:32.903
9	1	3:08.970	50.654	57.635	1:20.681	169.3	28:41.873
10	1	3:07.761	50.748	58.447	1:18.566	169.5	31:49.634
11	1	3:07.470	50.614	56.910	1:19.946	165.1	34:57.104
12	1	3:07.294	50.549	57.721	1:19.024	165.4	38:04.398
13	1	3:14.116	51.143	1:00.431	1:22.542	166.2	41:18.514
14	1	3:08.961	51.943	58.406	1:18.612	162.4	44:27.475
15	1	9:25.298 **B**	51.875	1:01.328	7:32.095	163.1	53:52.773
16	1	3:23.849	1:07.493	57.270	1:19.086		57:16.622
17	1	3:08.039	53.138	56.241	1:18.660	146.7	1:00:24.661
18	1	3:04.302	50.854	55.814	1:17.634	153.2	1:03:28.963
19	1	3:04.938	51.429	56.808	1:16.701	158.6	1:06:33.901
20	1	3:05.523	50.875	57.441	1:17.207	159.1	1:09:39.424
21	1	3:06.306	51.971	55.463	1:18.872	155.2	1:12:45.730
22	1	3:04.239	50.414	56.066	1:17.759	156.5	1:15:49.969
23	1	3:02.557	50.718	55.321	1:16.518	168.5	1:18:52.526
24	1	3:05.096	50.991	56.627	1:17.478	167.2	1:21:57.622
25	1	3:01.497	49.597	54.674	1:17.226	146.5	1:24:59.119
26	1	3:01.484	49.692	55.584	1:16.208	155.6	1:28:00.603
27	1	3:06.748	50.628	55.538	1:20.582	142.1	1:31:07.351
28	1	3:04.884	51.155	56.286	1:17.443	148.1	1:34:12.235
29	1	3:09.316	51.366	56.788	1:21.162	162.9	1:37:21.551
30	1	3:06.122	52.888	56.780	1:16.454	143.6	1:40:27.673
31	1	3:03.230	50.232	56.124	1:16.874	151.9	1:43:30.903
32	1	3:03.937	51.564	55.429	1:16.944	155.6	1:46:34.840
33	1	3:06.117	51.060	56.672	1:18.385	152.5	1:49:40.957
34	1	3:00.140	50.103	54.233	1:15.804	151.3	1:52:41.097
35	1	3:01.168	49.274	54.896	1:16.998	151.3	1:55:42.265
36	1	3:03.134	51.768	54.717	1:16.649	149.8	1:58:45.399
37	1	3:00.405	49.660	55.232	1:15.513	155.6	2:01:45.804
38	1	3:04.757	50.250	55.511	1:18.996	155.6	2:04:50.561

186 — 1.Jean-Marc RIVET FUSIL — JAGUAR Type E 3.8L 1963 — GT4

Lap	D	Time	Sector 1	Sector 2	Sector 3	T.Spd	Elapsed
1	1	2:56.626	55.479	51.417	1:09.730		2:56.626
2	1	2:46.099	45.343	48.731	1:12.025	184.3	5:42.725
3	1	2:44.553	45.748	47.724	1:11.081	182.7	8:27.278
4	1	2:44.374	45.459	48.418	1:10.497	193.5	11:11.652
5	1	2:42.469	44.793	47.881	1:09.795	200.0	13:54.121
6	1	2:44.494	45.268	48.931	1:10.295	187.2	16:38.615
7	1	2:43.541	44.965	48.414	1:10.162	197.1	19:22.156
8	1	2:45.198	45.879	49.264	1:10.055	189.8	22:07.354
9	1	2:46.920	45.778	48.549	1:12.593	190.1	24:54.274
10	1	2:44.510	45.092	48.283	1:11.135	194.2	27:38.784
11	1	2:44.483	45.374	48.432	1:10.677	185.2	30:23.267
12	1	2:44.736	45.600	48.541	1:10.595	203.8	33:08.003
13	1	2:45.966	46.329	49.630	1:10.007	184.0	35:53.969
14	1	2:43.668	45.285	48.688	1:09.695	183.4	38:37.637
15	1	2:43.031	44.745	48.327	1:09.959	192.5	41:20.668
16	1	2:44.148	45.685	48.786	1:09.677	174.8	44:04.816
17	1	2:46.043	45.554	48.320	1:12.169	190.5	46:50.859
18	1	2:46.863	45.954	49.962	1:10.947	172.5	49:37.722
19	1	2:45.179	45.367	49.617	1:10.195	193.5	52:22.901
20	1	2:44.360	46.422	48.847	1:09.091	181.8	55:07.261
21	1	2:45.070	46.607	48.449	1:10.014	165.1	57:52.331
22	1	2:45.448	46.353	48.182	1:10.913	172.0	1:00:37.779
23	1	2:44.713	44.781	49.576	1:10.356	195.3	1:03:22.492
24	1	2:44.501	45.506	48.745	1:10.250	192.2	1:06:06.993
25	1	2:46.623	47.154	48.581	1:10.888	176.5	1:08:53.616
26	1	4:59.582 **B**	45.009	49.080	3:25.493	177.9	1:13:53.198
27	1	6:01.742	4:02.509	48.702	1:10.531		1:19:54.940

ZENITH
THE FUTURE OF SWISS WATCHMAKING SINCE 1865
VICOMTE A.
PARIS

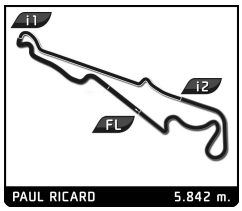

SIXTIES' ENDURANCE
DIX MILLE TOURS
RACE

Sector Analysis

__ Invalidated Lap Personal Best Session Best **B** Crossing the finish line in the pit lane

Lap	D	Time	Sector 1	Sector 2	Sector 3	T.Spd	Elapsed
28	1	2:43.684	44.928	48.283	1:10.473	188.5	1:22:38.624
29	1	2:43.508	45.844	49.063	1:08.601	179.4	1:25:22.132
30	1	2:43.508	45.108	48.381	1:10.019	202.6	1:28:05.640
31	1	2:43.996	46.087	48.210	1:09.699	186.5	1:30:49.636
32	1	2:44.220	45.280	49.489	1:09.451	194.9	1:33:33.856
33	1	2:45.107	46.204	49.482	1:09.421	189.8	1:36:18.963
34	1	2:42.420	45.483	48.391	1:08.546	194.2	1:39:01.383
35	1	2:42.595	45.753	49.055	1:07.787	184.9	1:41:43.978
36	1	2:43.697	45.024	48.256	1:10.417	203.8	1:44:27.675
37	1	2:42.895	45.591	48.196	1:09.108	178.8	1:47:10.570
38	1	2:41.884	44.739	48.073	1:09.072	204.5	1:49:52.454
39	1	2:42.212	44.753	48.151	1:09.308	187.8	1:52:34.666
40	1	2:46.670	46.300	48.487	1:11.883	161.4	1:55:21.336
41	1	2:40.839	44.534	47.518	1:08.787	194.6	1:58:02.175
42	1	2:45.921	44.989	50.298	1:10.634	192.9	2:00:48.096
43	1	2:40.680	44.540	47.288	1:08.852	183.7	2:03:28.776

189 1.Jean-Marc MERLIN — JAGUAR Type E 3.8L 1965 — GT4

Lap	D	Time	Sector 1	Sector 2	Sector 3	T.Spd	Elapsed
1	1	2:46.559	50.618	47.693	1:08.248		2:46.559
2	1	2:42.503	45.316	47.841	1:09.346	167.7	5:29.062
3	1	2:37.449	43.949	46.860	1:06.640	184.9	8:06.511
4	1	2:37.672	43.439	47.109	1:07.124	179.7	10:44.183
5	1	2:38.846	44.399	46.905	1:07.542	166.2	13:23.029
6	1	2:39.303	44.211	46.685	1:08.407	179.7	16:02.332
7	1	2:38.493	44.500	47.532	1:06.461	187.8	18:40.825
8	1	2:37.291	43.487	47.211	1:06.593	167.4	21:18.116
9	1	2:37.222	43.348	46.644	1:07.230	189.1	23:55.338
10	1	2:39.059	42.760	48.386	1:07.913	187.5	26:34.397
11	1	2:37.901	43.304	48.408	1:06.189	179.1	29:12.298
12	1	2:40.888	44.089	48.318	1:08.481	172.5	31:53.186
13	1	2:39.129	43.902	47.914	1:07.313	166.9	34:32.315
14	1	2:40.526	45.477	48.519	1:06.530	166.2	37:12.841
15	1	2:37.553	42.553	48.222	1:06.778	191.2	39:50.394
16	1	2:39.293	43.924	47.254	1:08.115	174.8	42:29.687
17	1	2:38.294	43.980	47.733	1:06.581	169.5	45:07.981
18	1	2:36.833	43.513	47.013	1:06.307	178.8	47:44.814
19	1	2:37.294	43.100	47.169	1:07.025	176.8	50:22.108
20	1	2:38.733	43.878	48.291	1:06.564	166.4	53:00.841
21	1	2:38.297	43.632	48.268	1:06.397	188.2	55:39.138
22	1	2:37.704	44.320	47.197	1:06.187	171.7	58:16.842
23	1	2:40.132	45.171	47.043	1:07.918	180.3	1:00:56.974
24	1	2:38.982	43.825	48.352	1:06.805	170.6	1:03:35.956
25	1	5:35.640 **B**	44.732	48.600	4:02.308	176.2	1:09:11.596
26	1	5:12.679	3:16.245	49.148	1:07.286		1:14:24.275
27	1	2:39.239	44.283	47.819	1:07.137	167.4	1:17:03.514
28	1	2:40.357	44.781	47.558	1:08.018	173.4	1:19:43.871
29	1	2:37.511	43.661	47.500	1:06.350	170.1	1:22:21.382
30	1	2:38.769	43.593	48.710	1:06.466	176.2	1:25:00.151
31	1	2:39.320	44.232	48.075	1:07.013	170.1	1:27:39.471
32	1	2:38.802	43.994	48.186	1:06.622	169.8	1:30:18.273
33	1	2:39.780	43.826	47.318	1:08.636	172.0	1:32:58.053
34	1	2:38.080	45.142	46.707	1:06.231	162.7	1:35:36.133
35	1	2:38.693	42.577	48.668	1:07.448	187.2	1:38:14.826
36	1	2:38.021	43.668	47.126	1:07.227	171.2	1:40:52.847
37	1	2:37.851	43.466	46.877	1:07.508	170.1	1:43:30.698
38	1	3:00.939 **B**	45.578	52.531	1:22.830	166.9	1:46:31.637

204 1.Richard HADJIMEGRIAN, 2.Adrien DUTOUR — AUSTIN HEALEY 100/4 1955 — GT3

Lap	D	Time	Sector 1	Sector 2	Sector 3	T.Spd	Elapsed
1	1	3:57.066	1:33.072	1:02.033	1:21.961		3:57.066
2	1	3:12.932	52.449	57.900	1:22.583	154.9	7:09.998
3	1	3:12.916	52.217	58.381	1:22.318	165.4	10:22.914
4	1	3:13.711	51.642	58.558	1:23.511	161.9	13:36.625
5	1	3:09.637	50.440	57.085	1:22.112	166.9	16:46.262
6	1	3:10.118	52.021	58.657	1:19.440	167.4	19:56.380
7	1	3:13.378	53.695	58.056	1:21.627	162.7	23:09.758
8	1	3:12.598	53.348	57.250	1:22.000	163.9	26:22.356
9	1	3:13.900	54.969	57.548	1:21.383	160.7	29:36.256
10	1	3:08.544	52.812	56.364	1:19.368	171.4	32:44.800
11	1	3:05.564	50.676	56.840	1:18.048	168.7	35:50.364
12	1	3:06.620	50.580	57.360	1:18.680	172.5	38:56.984
13	1	3:04.208	49.853	56.518	1:17.837	167.2	42:01.192
14	1	3:06.217	51.005	56.876	1:18.336	164.6	45:07.409
15	1	3:10.056	51.354	58.547	1:20.155	162.7	48:17.465
16	1	3:18.943 **B**	50.118	57.532	1:31.293	166.9	51:36.408
17	1	8:49.793	6:27.420	1:00.134	1:22.239		1:00:26.201
18	1	3:09.242	52.029	57.697	1:19.516	171.2	1:03:35.443
19	1	3:07.652	53.239	56.420	1:17.993	160.0	1:06:43.095
20	1	3:08.520	51.942	58.089	1:18.489	170.6	1:09:51.615
21	1	3:08.077	49.047	58.483	1:20.547	173.4	1:12:59.692
22	1	3:07.718	55.341	55.498	1:16.879	171.7	1:16:07.410
23	1	3:02.731	50.405	57.224	1:15.102	174.8	1:19:10.141
24	1	3:02.288	51.217	56.082	1:14.989	174.8	1:22:12.429
25	1	3:01.415	49.834	55.507	1:16.074	176.2	1:25:13.844
26	1	3:03.431	50.767	55.292	1:17.372	174.2	1:28:17.275
27	1	3:03.794	48.769	57.955	1:17.070	175.3	1:31:21.069
28	1	2:58.292	48.802	54.893	1:14.597	175.3	1:34:19.361
29	1	2:58.785	47.870	55.945	1:14.970	176.8	1:37:18.146
30	1	3:01.631	49.068	54.890	1:17.673	174.2	1:40:19.777
31	1	3:03.223	52.438	55.140	1:15.645	174.5	1:43:23.000
32	1	3:02.258	48.748	56.465	1:17.045	177.3	1:46:25.258
33	1	3:01.908	48.943	54.886	1:18.079	175.3	1:49:27.166
34	1	2:56.956	47.745	55.058	1:14.153	177.0	1:52:24.122
35	1	3:00.467	49.280	55.451	1:15.736	176.5	1:55:24.589
36	1	3:02.488	48.366	56.015	1:18.107	176.5	1:58:27.077
37	1	3:01.821	50.110	56.340	1:15.371	175.6	2:01:28.898
38	1	3:03.211	50.365	56.059	1:16.787	171.7	2:04:32.109

215 1.Mathieu PERSONNAZ, 2.Jean PERSONNAZ — MARCOS 1800 GT 1965 — GT2

Lap	D	Time	Sector 1	Sector 2	Sector 3	T.Spd	Elapsed
1	1	3:48.901	1:32.245	59.561	1:17.095		3:48.901
2	1	3:06.092	51.190	55.440	1:19.462	159.1	6:54.993
3	1	3:01.951	49.848	55.144	1:16.959	175.3	9:56.944
4	1	3:02.559	50.306	54.156	1:18.097	168.2	12:59.503
5	1	3:02.935	49.067	54.799	1:19.069	177.3	16:02.438
6	1	3:01.396	49.440	55.501	1:16.455	187.2	19:03.834
7	1	2:58.607	47.960	53.589	1:17.058	188.2	22:02.441
8	1	2:55.683	47.771	53.388	1:14.524	184.6	24:58.124
9	1	2:55.755	47.790	53.430	1:14.535	186.5	27:53.879
10	1	2:58.640	49.252	53.778	1:15.610	171.7	30:52.519
11	1	2:58.516	49.391	54.509	1:14.616	180.6	33:51.035
12	1	3:02.958	50.579	55.814	1:16.565	148.6	36:53.993
13	1	3:01.703	49.225	54.133	1:18.345	180.9	39:55.696

ZENITH
THE FUTURE OF SWISS WATCHMAKING SINCE 1865
VICOMTE A.
PARIS

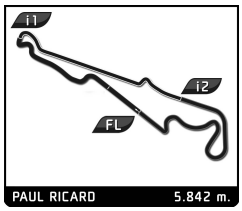

SIXTIES' ENDURANCE
DIX MILLE TOURS
RACE

Sector Analysis

__ Invalidated Lap Personal Best Session Best **B** Crossing the finish line in the pit lane

Lap	D	Time	Sector 1	Sector 2	Sector 3	T.Spd	Elapsed
14	1	3:02.905	50.482	54.783	1:17.640	184.3	42:58.601
15	1	8:53.722 **B**	49.405	54.921	7:09.396	182.4	51:52.323
16	1	4:00.111	1:28.747	1:03.946	1:27.418		55:52.434
17	1	3:15.718	53.965	59.536	1:22.217	164.4	59:08.152
18	1	3:10.415	52.054	58.106	1:20.255	167.4	1:02:18.567
19	1	3:14.193	50.958	1:02.693	1:20.542	169.0	1:05:32.760
20	1	3:10.626	51.460	1:00.043	1:19.123	165.6	1:08:43.386
21	1	3:03.639	49.854	55.160	1:18.625	183.1	1:11:47.025
22	1	3:08.087	51.403	56.231	1:20.453	163.1	1:14:55.112
23	1	3:08.819	51.397	55.701	1:21.721	169.3	1:18:03.931
24	1	3:08.234	50.977	56.268	1:20.989	177.9	1:21:12.165
25	1	3:07.524	50.493	57.939	1:19.092	173.4	1:24:19.689
26	1	3:10.713	52.390	57.767	1:20.556	175.9	1:27:30.402
27	1	3:06.815	51.119	56.215	1:19.481	174.5	1:30:37.217
28	1	3:06.805	51.245	56.878	1:18.682	170.3	1:33:44.022
29	1	3:08.508	51.644	57.924	1:18.940	165.1	1:36:52.530
30	1	3:08.955	52.851	56.246	1:19.858	164.9	1:40:01.485
31	1	3:07.574	51.750	54.547	1:21.277	175.0	1:43:09.059
32	1	3:11.205	51.202	58.077	1:21.926	170.1	1:46:20.264
33	1	4:54.545 **B**	51.608	55.083	3:07.854	167.7	1:51:14.809
34	1	3:31.214	1:15.400	57.111	1:18.703		1:54:46.023
35	1	3:04.141	48.937	55.304	1:19.900	184.9	1:57:50.164
36	1	3:10.666	50.480	58.361	1:21.825	177.9	2:01:00.830
37	1	3:09.534	51.127	58.219	1:20.188	180.3	2:04:10.364

220 1.Christian DUMOLIN
2.Pierre-Alain THIBAUT
FERRARI 250 GT Berlinetta 1962
GT3

Lap	D	Time	Sector 1	Sector 2	Sector 3	T.Spd	Elapsed
1	1	3:06.719	1:01.028	52.405	1:13.286		3:06.719
2	1	2:53.022	46.695	51.632	1:14.695	196.7	5:59.741
3	1	2:51.610	47.215	50.207	1:14.188	201.9	8:51.351
4	1	2:55.377	48.946	53.870	1:12.561	172.0	11:46.728
5	1	2:49.162	46.993	50.802	1:11.367	200.0	14:35.890
6	1	2:48.315	45.964	50.275	1:12.076	202.6	17:24.205
7	1	2:53.843	48.075	53.578	1:12.190	181.8	20:18.048
8	1	2:49.602	46.776	50.698	1:12.128	186.2	23:07.650
9	1	2:50.059	46.045	51.157	1:12.857	191.5	25:57.709
10	1	2:52.179	46.953	50.942	1:14.284	185.9	28:49.888
11	1	2:51.366	46.772	52.356	1:12.238	183.4	31:41.254
12	1	2:50.795	46.509	50.813	1:13.473	182.7	34:32.049
13	1	2:53.620	49.179	51.597	1:12.844	159.5	37:25.669
14	1	2:49.325	47.151	50.769	1:11.405	186.2	40:14.994
15	1	2:49.988	46.927	49.578	1:13.483	180.0	43:04.982
16	1	2:50.529	47.608	50.494	1:12.427	172.2	45:55.511
17	1	2:51.468	47.053	51.612	1:12.803	183.7	48:46.979
18	1	3:18.872 **B**	47.072	51.287	1:40.513	192.2	52:05.851
19	1	7:17.364 **B**	1:24.835	51.320	5:01.209		59:23.215
20	1	4:59.349	2:55.709	51.191	1:12.449		1:04:22.564
21	1	2:49.752	47.985	50.380	1:11.387	160.7	1:07:12.316
22	1	2:47.851	46.327	50.018	1:11.506	183.1	1:10:00.167
23	1	2:47.014	45.640	51.347	1:10.027	186.9	1:12:47.181
24	1	2:46.143	46.192	49.179	1:10.772	184.9	1:15:33.324
25	1	2:47.509	46.309	50.579	1:10.621	177.3	1:18:20.833
26	1	2:44.887	45.926	48.994	1:09.967	177.3	1:21:05.720
27	1	2:44.795	44.926	50.089	1:09.780	191.8	1:23:50.515
28	1	2:43.952	45.284	49.268	1:09.400	193.9	1:26:34.467
29	1	2:45.291	45.353	50.702	1:09.236	193.2	1:29:19.758
30	1	2:44.462	46.076	48.724	1:09.662	187.2	1:32:04.220
31	1	2:44.250	45.439	49.099	1:09.712	198.2	1:34:48.470
32	1	2:43.738	44.721	49.170	1:09.847	193.2	1:37:32.208
33	1	2:45.064	45.920	49.461	1:09.683	185.9	1:40:17.272
34	1	2:45.512	45.641	49.304	1:10.567	196.7	1:43:02.784
35	1	2:44.207	45.103	48.367	1:10.737	201.1	1:45:46.991
36	1	2:43.668	45.327	48.764	1:09.577	194.9	1:48:30.659
37	1	2:43.499	44.716	48.675	1:10.108	197.4	1:51:14.158
38	1	2:43.014	45.056	48.065	1:09.893	197.4	1:53:57.172
39	1	2:43.052	44.415	49.662	1:08.975	197.4	1:56:40.224
40	1	2:43.214	44.975	48.186	1:10.053	200.4	1:59:23.438
41	1	2:46.158	44.939	49.619	1:11.600	199.3	2:02:09.596
42	1	2:43.317	45.693	48.183	1:09.441	183.7	2:04:52.913

233 1.Jon MINSHAW
JAGUAR Type E 3.8L 1963
GT4

Lap	D	Time	Sector 1	Sector 2	Sector 3	T.Spd	Elapsed
1	1	2:41.530	47.208	47.627	1:06.695		2:41.530
2	1	2:35.169	42.969	45.739	1:06.461	201.9	5:16.699
3	1	2:32.647	41.611	45.446	1:05.590	209.3	7:49.346
4	1	2:33.779	41.502	46.017	1:06.260	214.7	10:23.125
5	1	2:34.220	42.416	45.596	1:06.208	194.9	12:57.345
6	1	2:36.955	42.468	47.971	1:06.516	204.5	15:34.300
7	1	2:35.080	42.016	46.726	1:06.338	216.4	18:09.380
8	1	2:33.299	41.583	45.661	1:06.055	209.3	20:42.679
9	1	2:36.628	42.697	46.722	1:07.209	193.2	23:19.307
10	1	2:35.974	42.789	46.543	1:06.642	205.7	25:55.281
11	1	2:34.711	42.175	45.394	1:07.142	204.2	28:29.992
12	1	2:37.186	43.563	47.037	1:06.586	208.9	31:07.178
13	1	2:36.735	43.343	46.579	1:06.813	187.8	33:43.913
14	1	2:36.983	42.798	47.959	1:06.226	206.5	36:20.896
15	1	2:37.757	43.512	47.679	1:06.566	188.5	38:58.653
16	1	2:42.929	42.201	46.313	1:14.415	190.1	41:41.582
17	1	2:35.840	42.163	46.359	1:07.318	205.7	44:17.422
18	1	2:48.121 **B**	42.508	46.752	1:18.861	198.9	47:05.543
19	1	8:43.541			1:07.539		55:49.084
20	1	2:36.162	43.786	46.228	1:06.148	196.7	58:25.246
21	1	2:35.684	42.270	46.737	1:06.677	203.8	1:01:00.930
22	1	2:35.665	41.562	47.312	1:06.791	193.2	1:03:36.595
23	1	2:37.283	43.194	46.336	1:07.753	182.1	1:06:13.878
24	1	2:37.693	43.002	46.430	1:08.261	202.2	1:08:51.571
25	1	2:37.701	42.840	46.828	1:08.033	194.2	1:11:29.272
26	1	2:34.379	42.700	45.549	1:06.130	201.9	1:14:03.651
27	1	2:37.865	43.407	47.188	1:07.270	193.2	1:16:41.516
28	1	2:37.258	43.450	47.067	1:06.741	203.8	1:19:18.774
29	1	2:37.647	43.079	47.030	1:07.538	194.6	1:21:56.421
30	1	2:34.685	42.147	45.680	1:06.858	198.5	1:24:31.106
31	1	2:36.404	41.889	47.152	1:07.363	203.4	1:27:07.510
32	1	2:35.614	42.627	46.185	1:06.802	207.7	1:29:43.124
33	1	2:33.245	41.644	45.810	1:05.791	208.1	1:32:16.369
34	1	2:35.147	42.270	46.283	1:06.594	209.7	1:34:51.516
35	1	2:34.653	42.093	46.990	1:05.570	206.1	1:37:26.169
36	1	2:39.225	44.340	47.321	1:07.564	187.5	1:40:05.394
37	1	2:40.898	44.815	48.506	1:07.577	197.1	1:42:46.292
38	1	2:42.731	46.823	49.032	1:06.876	185.9	1:45:29.023
39	1	2:50.121 **B**	42.082	48.707	1:19.332	201.5	1:48:19.144

244 1. MOZ
AUSTIN HEALEY 3000 Mk 1 1960
GT3

Lap	D	Time	Sector 1	Sector 2	Sector 3	T.Spd	Elapsed
1	1	3:28.835	1:14.333	56.143	1:18.359		3:28.835

ZENITH
THE FUTURE OF SWISS WATCHMAKING SINCE 1865
VICOMTE A.
PARIS

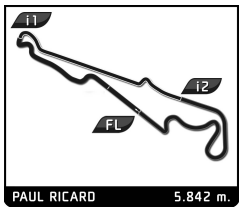

SIXTIES' ENDURANCE
DIX MILLE TOURS
RACE

Sector Analysis

__ Invalidated Lap Personal Best Session Best **B** Crossing the finish line in the pit lane

Lap	D	Time	Sector 1	Sector 2	Sector 3	T.Spd	Elapsed
2	1	3:00.378	50.201	54.048	1:16.129	172.0	6:29.213
3	1	2:57.830	49.032	53.059	1:15.739	184.9	9:27.043
4	1	2:59.405	49.108	53.660	1:16.637	182.1	12:26.448
5	1	2:57.832	49.443	53.896	1:14.493	181.5	15:24.280
6	1	2:58.868	50.469	53.715	1:14.684	180.6	18:23.148
7	1	3:00.022	48.672	53.835	1:17.515	178.5	21:23.170
8	1	2:59.933	50.137	53.317	1:16.479	176.2	24:23.103
9	1	2:58.955	50.366	53.137	1:15.452	171.2	27:22.058
10	1	2:57.231	49.341	53.431	1:14.459	170.9	30:19.289
11	1	2:58.979	50.366	53.727	1:14.886	169.0	33:18.268
12	1	2:59.208	48.983	54.697	1:15.528	170.6	36:17.476
13	1	2:57.150	48.862	54.293	1:13.995	170.6	39:14.626
14	1	2:59.258	48.963	54.412	1:15.883	168.0	42:13.884
15	1	3:00.789	48.886	54.613	1:17.290	172.2	45:14.673
16	1	3:16.572 **B**	51.529	58.974	1:26.069	169.0	48:31.245
17	1	8:10.320	5:59.776	55.228	1:15.316		56:41.565
18	1	2:59.914	47.972	55.353	1:16.589	172.8	59:41.479
19	1	3:01.987	49.291	54.511	1:18.185	172.2	1:02:43.466
20	1	2:56.924	48.526	53.625	1:14.773	177.0	1:05:40.390
21	1	3:00.041	49.344	55.898	1:14.799	168.7	1:08:40.431
22	1	2:57.148	48.197	53.158	1:15.793	172.2	1:11:37.579
23	1	3:01.508	49.200	56.189	1:16.119	166.7	1:14:39.087
24	1	2:55.419	48.187	53.541	1:13.691	172.8	1:17:34.506
25	1	2:54.503	47.395	53.162	1:13.946	179.7	1:20:29.009
26	1	2:58.240	48.264	54.777	1:15.199	176.8	1:23:27.249
27	1	2:57.453	47.907	53.839	1:15.707	173.9	1:26:24.702
28	1	3:00.346	50.739	55.204	1:14.403	166.9	1:29:25.048
29	1	2:57.698	48.094	53.738	1:15.866	171.4	1:32:22.746
30	1	2:58.660	50.150	55.008	1:13.502	169.0	1:35:21.406
31	1	2:55.963	48.111	53.901	1:13.951	167.7	1:38:17.369
32	1	2:59.815	52.455	54.123	1:13.237	173.1	1:41:17.184
33	1	2:59.174	47.283	55.789	1:16.102	177.6	1:44:16.358
34	1	2:56.056	47.586	53.793	1:14.677	175.0	1:47:12.414
35	1	2:56.462	47.993	53.870	1:14.599	171.7	1:50:08.876
36	1	2:55.474	48.243	52.930	1:14.301	169.5	1:53:04.350
37	1	2:58.225	49.149	54.574	1:14.502	160.5	1:56:02.575
38	1	2:58.502	48.148	56.280	1:14.074	171.4	1:59:01.077
39	1	2:54.935	47.322	53.630	1:13.983	175.0	2:01:56.012
40	1	2:56.549	47.652	52.657	1:16.240	174.8	2:04:52.561

251 1.Maxime GUENAT 2.Guillaume MAHE — JAGUAR Type E 3.8L 1965 — GT4

Lap	D	Time	Sector 1	Sector 2	Sector 3	T.Spd	Elapsed
1	1	2:44.798	48.848	47.040	1:08.910		2:44.798
2	1	2:39.491	44.550	46.790	1:08.151	192.5	5:24.289
3	1	2:39.860	44.418	46.860	1:08.582	185.9	8:04.149
4	1	2:39.304	44.664	46.660	1:07.980	184.3	10:43.453
5	1	2:39.119	44.109	46.791	1:08.219	182.4	13:22.572
6	1	2:39.535	43.822	46.758	1:08.955	184.3	16:02.107
7	1	2:40.086	44.191	48.394	1:07.501	180.3	18:42.193
8	1	2:37.753	43.865	46.654	1:07.234	184.9	21:19.946
9	1	2:38.137	43.443	46.256	1:08.438	185.9	23:58.083
10	1	2:39.137	44.236	47.159	1:07.742	194.9	26:37.220
11	1	2:38.752	43.578	47.458	1:07.716	187.8	29:15.972
12	1	2:40.537	43.244	48.502	1:08.791	188.5	31:56.509
13	1	2:38.081	43.886	46.772	1:07.423	187.8	34:34.590
14	1	2:39.684	44.996	47.818	1:06.870	191.8	37:14.274
15	1	2:39.779	43.255	47.824	1:08.700	188.8	39:54.053
16	1	2:38.958	44.098	47.419	1:07.441	198.2	42:33.011
17	1	2:40.191	43.895	47.645	1:08.651	189.8	45:13.202
18	1	2:39.157	44.762	47.080	1:07.315	181.2	47:52.359
19	1	2:38.739	43.183	47.230	1:08.326	186.5	50:31.098
20	1	2:41.640	43.212	50.912	1:07.516	192.9	53:12.738
21	1	2:39.253	43.920	48.312	1:07.021	190.5	55:51.991
22	1	2:40.425	45.968	47.298	1:07.159	189.5	58:32.416
23	1	2:37.286	43.316	46.241	1:07.729	187.2	1:01:09.702
24	1	2:40.511	44.194	46.771	1:09.546	187.2	1:03:50.213
25	1	2:38.119	43.920	46.579	1:07.620	190.1	1:06:28.332
26	1	4:39.746 **B**	43.127	46.613	3:10.006	187.2	1:11:08.078
27	1	6:07.174	4:11.934	47.398	1:07.842		1:17:15.252
28	1	2:37.753	43.191	47.551	1:07.011	194.2	1:19:53.005
29	1	2:37.614	43.069	47.500	1:07.045	203.0	1:22:30.619
30	1	2:36.526	42.941	45.891	1:07.694	211.8	1:25:07.145
31	1	2:40.593	43.103	47.122	1:10.368	206.9	1:27:47.738
32	1	2:39.937	45.373	47.987	1:06.577	184.0	1:30:27.675
33	1	2:36.759	42.863	45.858	1:08.038	196.7	1:33:04.434
34	1	2:40.059	44.933	48.055	1:07.071	210.9	1:35:44.493
35	1	2:35.146	42.362	46.088	1:06.696	205.7	1:38:19.639
36	1	2:37.523	43.685	46.684	1:07.154	198.2	1:40:57.162
37	1	2:37.119	43.161	45.971	1:07.987	198.2	1:43:34.281
38	1	2:40.590	43.959	48.581	1:08.050	193.2	1:46:14.871
39	1	2:38.090	43.760	46.271	1:08.059	208.9	1:48:52.961
40	1	2:48.468	42.479	46.174	1:19.815	209.7	1:51:41.429
41	1	2:40.535	44.593	47.578	1:08.364	182.7	1:54:21.964
42	1	2:37.602	44.021	46.298	1:07.283	197.8	1:56:59.566
43	1	2:41.486	44.442	47.409	1:09.635	180.9	1:59:41.052
44	1	2:37.307	43.218	46.611	1:07.478	209.3	2:02:18.359

265 1.Eric ETIENNE — JAGUAR Type E 3,8L 1964 — GT4

Lap	D	Time	Sector 1	Sector 2	Sector 3	T.Spd	Elapsed
1	1	3:22.038	1:07.929	56.780	1:17.329		3:22.038
2	1	2:56.556	48.608	52.665	1:15.283	180.6	6:18.594
3	1	2:52.940	47.685	51.989	1:13.266	177.0	9:11.534
4	1	2:53.727	46.908	52.050	1:14.769	188.8	12:05.261
5	1	2:51.304	46.643	51.334	1:13.327	186.9	14:56.565
6	1	2:51.456	46.678	51.106	1:13.672	183.4	17:48.021
7	1	2:51.781	46.900	51.190	1:13.691	187.5	20:39.802
8	1	2:55.089	48.530	52.505	1:14.054	178.2	23:34.891
9	1	2:52.157	48.224	50.693	1:13.240	175.6	26:27.048
10	1	2:53.558	47.783	52.306	1:13.469	181.2	29:20.606
11	1	2:50.761	46.386	50.448	1:13.927	188.5	32:11.367
12	1	2:48.908	45.898	50.825	1:12.185	194.2	35:00.275
13	1	2:53.777	47.790	51.736	1:14.251	185.6	37:54.052
14	1	2:54.871	48.082	52.533	1:14.256	189.8	40:48.923
15	1	2:52.174	46.554	51.627	1:13.993	183.4	43:41.097
16	1	2:52.164	46.616	51.546	1:14.002	184.3	46:33.261
17	1	2:57.898	50.019	53.434	1:14.445	190.1	49:31.159
18	1	2:51.034	46.732	51.501	1:12.801	188.2	52:22.193
19	1	2:53.180	48.410	51.326	1:13.444	175.9	55:15.373
20	1	7:42.111 **B**	47.148	50.698	6:04.265	188.5	1:02:57.484
21	1	4:11.894	2:05.515	52.707	1:13.672		1:07:09.378
22	1	2:52.977	46.599	51.527	1:14.851	189.1	1:10:02.355
23	1	2:52.589	47.785	51.745	1:13.059	179.4	1:12:54.944
24	1	2:53.700	46.985	52.953	1:13.762	185.6	1:15:48.644
25	1	2:52.490	46.742	52.131	1:13.617	181.8	1:18:41.134
26	1	2:51.586	47.091	51.267	1:13.228	184.3	1:21:32.720
27	1	2:50.576	47.060	50.809	1:12.707	191.2	1:24:23.296

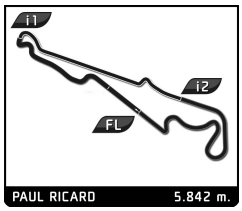

SIXTIES' ENDURANCE
DIX MILLE TOURS
RACE

Sector Analysis

__ Invalidated Lap Personal Best Session Best **B** Crossing the finish line in the pit lane

Lap	D	Time	Sector 1	Sector 2	Sector 3	T.Spd	Elapsed
28	1	2:54.497	49.147	51.682	1:13.668	185.2	1:27:17.793
29	1	2:50.604	46.732	50.607	1:13.265	184.0	1:30:08.397
30	1	2:50.800	47.022	50.754	1:13.024	184.9	1:32:59.197
31	1	2:54.158	49.737	51.335	1:13.086	175.9	1:35:53.355
32	1	2:48.936	46.309	50.697	1:11.930	194.9	1:38:42.291
33	1	2:47.958	46.618	49.672	1:11.668	195.3	1:41:30.249
34	1	2:46.828	45.131	50.057	1:11.640	194.9	1:44:17.077
35	1	2:47.115	45.200	50.238	1:11.677	196.7	1:47:04.192
36	1	2:48.471	45.988	50.763	1:11.720	191.5	1:49:52.663
37	1	2:46.785	45.966	49.473	1:11.346	180.6	1:52:39.448
38	1	2:48.869	45.355	51.048	1:12.466	196.0	1:55:28.317
39	1	2:48.755	46.005	50.334	1:12.416	189.5	1:58:17.072
40	1	2:46.785	45.761	49.356	1:11.668	199.3	2:01:03.857
41	1	2:49.130	48.360	49.372	1:11.398	185.6	2:03:52.987

267 1.Graham Ted TUPPEN — LOTUS Elan 26R 1964 — GT2

Lap	D	Time	Sector 1	Sector 2	Sector 3	T.Spd	Elapsed
1	1	3:19.074	1:06.811	56.314	1:15.949		3:19.074
2	1	3:00.838	48.090	56.441	1:16.307	183.1	6:19.912
3	1	2:56.994	49.446	53.449	1:14.099	166.4	9:16.906
4	1	2:53.579	47.555	52.697	1:13.327	192.9	12:10.485
5	1	2:52.252	47.285	52.041	1:12.926	191.2	15:02.737
6	1	2:52.411	46.952	52.851	1:12.608	190.5	17:55.148
7	1	2:53.998	46.747	53.745	1:13.506	189.8	20:49.146
8	1	3:07.719	48.350	53.923	1:25.446	194.9	23:56.865
9	1	3:06.728 **B**	51.406	54.412	1:20.910	157.2	27:03.593
10	1	9:33.181	7:19.955	55.116	1:18.110		36:36.774
11	1	3:01.540	48.043	55.181	1:18.316	183.7	39:38.314
12	1	2:55.752	48.700	53.363	1:13.689	177.6	42:34.066
13	1	2:56.324	47.858	52.124	1:16.342	180.0	45:30.390
14	1	2:55.018	47.399	52.920	1:14.699	183.1	48:25.408
15	1	2:57.446	47.699	53.262	1:16.485	188.2	51:22.854
16	1	2:58.271	48.188	54.009	1:16.074	183.7	54:21.125
17	1	2:58.667	48.508	55.312	1:14.847	173.6	57:19.792
18	1	2:58.946	48.008	55.602	1:15.336	180.9	1:00:18.738
19	1	6:46.685 **B**	47.864	53.476	5:05.345	180.6	1:07:05.423
20	1	5:24.103	3:14.056	54.031	1:16.016		1:12:29.526
21	1	2:51.113	46.422	51.526	1:13.165	186.5	1:15:20.639
22	1	2:53.509	47.030	52.817	1:13.662	185.9	1:18:14.148
23	1	2:56.151	46.975	52.045	1:17.131	194.6	1:21:10.299
24	1	2:52.010	46.182	52.057	1:13.771	193.9	1:24:02.309
25	1	2:54.883	47.308	52.146	1:15.429	175.6	1:26:57.192
26	1	2:51.982	47.737	51.125	1:13.120	186.2	1:29:49.174
27	1	2:48.398	46.491	50.245	1:11.662	185.2	1:32:37.572
28	1	2:51.651	46.428	50.962	1:14.261	188.8	1:35:29.223
29	1	2:49.118	46.650	50.181	1:12.287	177.6	1:38:18.341
30	1	2:52.905	48.420	51.004	1:13.481	177.3	1:41:11.246
31	1	2:51.100	47.073	51.679	1:12.348	187.2	1:44:02.346
32	1	2:50.147	46.279	51.988	1:11.880	190.1	1:46:52.493
33	1	2:50.020	45.166	50.777	1:14.077	193.9	1:49:42.513
34	1	2:48.332	45.682	50.754	1:11.896	191.8	1:52:30.845
35	1	2:50.353	46.292	50.416	1:13.645	195.7	1:55:21.198
36	1	3:19.381	48.325	48.827	1:42.229	195.7	1:58:40.579
37	1	2:54.412	47.600	51.698	1:15.114	175.0	2:01:34.991
38	1	2:54.587	49.025	51.409	1:14.153	171.4	2:04:29.578

268 1.Michiel VAN DUIJVENDIJK 2.Pascal PANDELAAR — PORSCHE 904/6 1965 — GT2

Lap	D	Time	Sector 1	Sector 2	Sector 3	T.Spd	Elapsed
1	1	2:53.639	52.827	50.432	1:10.380		2:53.639
2	1	2:45.903	46.016	48.243	1:11.644	196.0	5:39.542
3	1	2:44.285	46.061	48.790	1:09.434	200.4	8:23.827
4	1	2:41.929	45.091	47.985	1:08.853	196.7	11:05.756
5	1	2:46.615	45.861	49.598	1:11.156	185.2	13:52.371
6	1	2:44.580	45.144	48.960	1:10.476	198.9	16:36.951
7	1	2:43.621	44.557	50.032	1:09.032	200.4	19:20.572
8	1	3:16.751	1:14.345	51.993	1:10.413	200.7	22:37.323
9	1	2:47.250	45.904	49.129	1:12.217	199.3	25:24.573
10	1	2:45.992	46.761	49.582	1:09.649	191.2	28:10.565
11	1	2:42.317	45.260	48.227	1:08.830	197.8	30:52.882
12	1	2:44.052	45.213	48.021	1:10.818	196.0	33:36.934
13	1	2:42.349	44.893	47.873	1:09.583	200.7	36:19.283
14	1	2:43.951	45.316	49.912	1:08.723	197.8	39:03.234
15	1	2:42.538	44.957	48.848	1:08.733	198.5	41:45.772
16	1	2:41.566	44.198	48.731	1:08.637	200.4	44:27.338
17	1	2:43.386	44.193	48.913	1:10.280	202.2	47:10.724
18	1	2:44.819	45.332	48.792	1:10.695	199.6	49:55.543
19	1	2:45.614	44.879	51.777	1:08.958	201.1	52:41.157
20	1	2:45.157	44.865	50.983	1:09.309	197.4	55:26.314
21	1	2:43.663	44.818	48.704	1:10.141	200.7	58:09.977
22	1	2:56.124 **B**	46.329	49.501	1:20.294	198.5	1:01:06.101
23	1	7:51.297	5:55.572	47.512	1:08.213		1:08:57.398
24	1	2:40.309	43.407	47.784	1:09.118	203.8	1:11:37.707
25	1	2:38.396	43.707	46.834	1:07.855	199.6	1:14:16.103
26	1	2:40.274	44.312	47.531	1:08.431	203.0	1:16:56.377
27	1	2:40.019	43.682	48.533	1:07.804	204.2	1:19:36.396
28	1	2:36.888	43.663	46.711	1:06.514	203.8	1:22:13.284
29	1	2:37.655	42.726	46.922	1:08.007	204.5	1:24:50.939
30	1	2:36.859	43.068	47.239	1:06.552	205.3	1:27:27.798
31	1	2:38.054	43.893	46.765	1:07.396	205.7	1:30:05.852
32	1	2:40.025	43.214	48.815	1:07.996	205.3	1:32:45.877
33	1	2:36.228	42.681	46.776	1:06.771	203.8	1:35:22.105
34	1	2:35.358	42.300	47.231	1:05.827	205.7	1:37:57.463
35	1	2:37.027	43.035	46.849	1:07.143	206.1	1:40:34.490
36	1	2:40.839	44.054	48.595	1:08.190	204.5	1:43:15.329
37	1	2:41.662	43.464	48.709	1:09.489	203.8	1:45:56.991
38	1	2:38.627	43.460	47.242	1:07.925	203.8	1:48:35.618
39	1	2:37.377	42.828	46.674	1:07.875	204.9	1:51:12.995
40	1	2:40.383	44.392	47.687	1:08.304	204.9	1:53:53.378
41	1	2:38.389	43.683	47.107	1:07.599	206.1	1:56:31.767
42	1	2:39.325	44.494	47.081	1:07.750	204.2	1:59:11.092
43	1	2:38.009	43.181	47.413	1:07.415	202.6	2:01:49.101
44	1	2:40.700	44.627	47.737	1:08.336	201.5	2:04:29.801

333 1.Patrick JACK — ALFA ROMEO Giulia Sprint GTA 1965 — GT2

Lap	D	Time	Sector 1	Sector 2	Sector 3	T.Spd	Elapsed
1	1	3:12.471	1:05.878	53.758	1:12.835		3:12.471
2	1	2:53.072	47.770	52.387	1:12.915	180.0	6:05.543
3	1	2:51.917	47.105	52.359	1:12.453	182.7	8:57.460
4	1	2:54.426	47.214	53.550	1:13.662	182.4	11:51.886
5	1	2:54.693	47.191	53.107	1:14.395	181.2	14:46.579
6	1	2:52.903	47.323	53.052	1:12.528	176.2	17:39.482
7	1	2:53.832	47.082	52.985	1:13.765	183.1	20:33.314

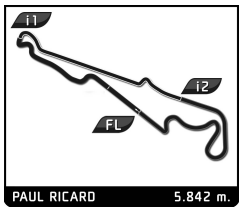

SIXTIES' ENDURANCE
DIX MILLE TOURS
RACE

Sector Analysis

__ Invalidated Lap Personal Best Session Best **B** Crossing the finish line in the pit lane

Lap	D	Time	Sector 1	Sector 2	Sector 3	T.Spd	Elapsed
8	1	2:55.940	48.417	54.054	1:13.469	184.0	23:29.254
9	1	2:53.343	47.894	52.271	1:13.178	179.4	26:22.597
10	1	2:54.493	47.490	52.718	1:14.285	180.9	29:17.090
11	1	2:55.079	47.628	52.721	1:14.730	181.2	32:12.169
12	1	2:52.005	47.586	51.790	1:12.629	172.2	35:04.174
13	1	2:51.662	47.523	51.535	1:12.604	185.2	37:55.836
14	1	2:53.628	46.568	52.762	1:14.298	184.0	40:49.464
15	1	2:52.924	46.937	53.331	1:12.656	184.3	43:42.388
16	1	2:52.418	46.973	52.322	1:13.123	183.4	46:34.806
17	1	2:53.091	47.390	53.705	1:11.996	186.5	49:27.897
18	1	2:51.757	47.554	52.566	1:11.637	182.1	52:19.654
19	1	2:53.662	47.864	53.298	1:12.500	176.8	55:13.316
20	1	2:53.023	47.042	51.932	1:14.049	181.8	58:06.339
21	1	2:53.964	47.232	53.596	1:13.136	173.9	1:01:00.303
22	1	2:51.837	46.319	52.218	1:13.300	186.9	1:03:52.140
23	1	2:51.832	46.583	52.224	1:13.025	185.9	1:06:43.972
24	1	6:06.505 **B**	47.429	53.691	4:25.385	184.0	1:12:50.477
25	1	5:05.362	3:00.095	53.195	1:12.072		1:17:55.839
26	1	2:55.315	47.512	52.027	1:15.776	172.5	1:20:51.154
27	1	2:55.343	48.830	53.362	1:13.151	181.5	1:23:46.497
28	1	2:53.957	46.663	53.648	1:13.646	184.3	1:26:40.454
29	1	2:49.335	46.055	51.679	1:11.601	184.6	1:29:29.789
30	1	2:52.274	47.510	52.670	1:12.094	169.3	1:32:22.063
31	1	2:51.726	46.627	52.304	1:12.795	184.0	1:35:13.789
32	1	2:49.805	46.283	51.856	1:11.666	185.9	1:38:03.594
33	1	2:53.896	47.850	52.790	1:13.256	180.6	1:40:57.490
34	1	2:50.583	46.892	51.685	1:12.006	186.5	1:43:48.073
35	1	2:55.883	46.978	52.921	1:15.984	182.1	1:46:43.956
36	1	2:53.907	47.314	53.101	1:13.492	183.1	1:49:37.863
37	1	2:52.368	46.946	52.390	1:13.032	183.7	1:52:30.231
38	1	2:51.750	47.194	51.492	1:13.064	184.0	1:55:21.981
39	1	2:49.065	46.629	51.198	1:11.238	190.1	1:58:11.046
40	1	2:55.518	47.651	53.826	1:14.041	178.8	2:01:06.564
41	1	2:52.735	46.537	52.354	1:13.844	186.5	2:03:59.299

757 1. UWE BRUSCHNIK
2.Robert HAUG

PORSCHE 911 2,0L 1965
GT2

Lap	D	Time	Sector 1	Sector 2	Sector 3	T.Spd	Elapsed
1	1	3:08.891	1:02.035	53.113	1:13.743		3:08.891
2	1	2:52.828	46.849	51.846	1:14.133	184.3	6:01.719
3	1	2:53.367	47.814	51.678	1:13.875	184.9	8:55.086
4	1	2:53.891	47.067	53.123	1:13.701	184.3	11:48.977
5	1	2:51.965	46.697	52.252	1:13.016	185.9	14:40.942
6	1	2:51.992	46.420	52.295	1:13.277	184.0	17:32.934
7	1	2:54.118	47.007	52.294	1:14.817	184.9	20:27.052
8	1	2:54.392	48.345	52.375	1:13.672	184.0	23:21.444
9	1	2:53.644	46.819	52.905	1:13.920	184.6	26:15.088
10	1	2:52.528	47.176	52.108	1:13.244	184.0	29:07.616
11	1	2:53.462	46.375	51.594	1:15.493	183.1	32:01.078
12	1	2:51.791	46.696	51.739	1:13.356	181.8	34:52.869
13	1	2:52.627	47.527	52.126	1:12.974	184.6	37:45.496
14	1	2:53.355	47.784	52.035	1:13.536	185.2	40:38.851
15	1	2:51.158	46.503	51.856	1:12.799	184.6	43:30.009
16	1	2:51.634	47.045	51.625	1:12.964	184.9	46:21.643
17	1	3:11.699 **B**	46.732	54.570	1:30.397	185.9	49:33.342
18	1	8:20.318	6:14.618	52.634	1:13.066		57:53.660
19	1	2:51.044	47.055	52.302	1:11.687	181.5	1:00:44.704
20	1	2:52.428	47.469	52.579	1:12.380	181.8	1:03:37.132
21	1	2:51.648	46.864	52.480	1:12.304	182.4	1:06:28.780
22	1	2:50.697	46.460	52.101	1:12.136	182.4	1:09:19.477
23	1	2:53.123	46.806	53.826	1:12.491	180.3	1:12:12.600
24	1	2:50.698	46.604	52.410	1:11.684	181.8	1:15:03.298
25	1	2:51.865	47.125	52.560	1:12.180	181.5	1:17:55.163
26	1	2:49.459	45.955	51.978	1:11.526	182.4	1:20:44.622
27	1	2:50.132	45.955	52.294	1:11.883	184.0	1:23:34.754
28	1	2:51.280	47.333	52.166	1:11.781	182.7	1:26:26.034
29	1	2:49.350	46.380	51.409	1:11.561	183.4	1:29:15.384
30	1	2:50.303	46.561	51.360	1:12.382	182.1	1:32:05.687
31	1	2:52.428	46.521	53.126	1:12.781	183.1	1:34:58.115
32	1	2:49.494	46.160	51.767	1:11.567	184.0	1:37:47.609
33	1	2:50.227	46.112	51.721	1:12.394	184.0	1:40:37.836
34	1	2:49.875	46.222	51.849	1:11.804	182.7	1:43:27.711
35	1	2:53.592	46.652	53.682	1:13.258	185.9	1:46:21.303
36	1	2:50.925	46.270	52.429	1:12.226	184.6	1:49:12.228
37	1	2:50.863	46.379	52.144	1:12.340	184.3	1:52:03.091
38	1	2:49.270	46.373	51.531	1:11.366	184.6	1:54:52.361
39	1	2:52.786	46.206	51.940	1:14.640	183.1	1:57:45.147
40	1	2:50.510	46.745	52.165	1:11.600	183.4	2:00:35.657
41	1	2:49.762	46.595	51.209	1:11.958	182.7	2:03:25.419

ZENITH
THE FUTURE OF SWISS WATCHMAKING SINCE 1865
VICOMTE A.
PARIS