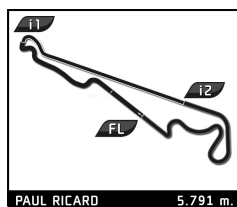


GROUP C RACING
DIX MILLE TOURS
RACE 1

Sector Analysis

— Invalidated Lap						■ Personal Best						■ Session Best						B Crossing the finish line in the pit lane					
Lap	D	Time	Sector 1	Sector 2	Sector 3	T.Spd	Elapsed	Lap	D	Time	Sector 1	Sector 2	Sector 3	T.Spd	Elapsed								
2 1.Erik MARIS PEUGEOT 905 EV1B 1993 C3a																							
1	1	2:08.254	44.308	29.379	54.567		2:08.254	3	2	1:56.091	35.076	28.693	52.322	270.0	6:16.755								
2	1	1:55.938	34.956	28.573	52.409	260.2	4:04.192	4	2	1:55.836	34.282	28.389	53.165	272.0	8:12.591								
3	1	1:57.177	35.486	28.946	52.745	264.7	6:01.369	5	2	1:55.568	35.496	28.434	51.638	271.4	10:08.159								
4	1	1:53.792	34.244	28.539	51.009	264.7	7:55.161	6	2	1:54.175	33.812	28.310	52.053	271.4	12:02.334								
5	1	1:55.465	34.095	28.415	52.955	263.4	9:50.626	7	2	1:55.617	34.263	28.879	52.475	273.4	13:57.951								
6	1	1:55.930	34.947	28.543	52.440	251.2	11:46.556	8	2	1:54.872	33.480	28.306	53.086	274.1	15:52.823								
7	1	1:53.802	34.464	28.608	50.730	261.5	13:40.358	9	2	1:56.790	35.696	28.739	52.355	276.9	17:49.613								
8	1	1:54.650	34.625	28.947	51.078	266.0	15:35.008	10	2	1:54.443	33.601	28.512	52.330	274.1	19:44.056								
9	1	1:54.625	34.367	28.726	51.532	267.3	17:29.633	11	2	1:55.773	34.010	28.804	52.959	274.1	21:39.829								
10	1	1:54.226	34.128	28.286	51.812	266.7	19:23.859	12	2	1:55.192	33.977	28.583	52.632	273.4	23:35.021								
11	1	1:53.414	34.357	28.407	50.650	258.4	21:17.273	13	2	2:03.054	33.964	28.263	1:00.827	272.7	25:38.075								
12	1	1:54.386	34.517	28.606	51.263	266.0	23:11.659	14	2	4:26.091	3:00.626	30.093	55.372		30:04.166								
13	1	2:02.171	34.434	28.616	59.121	262.1	25:13.830	15	2	2:02.042	36.310	30.091	55.641	249.4	32:06.208								
14	1	4:13.353	2:53.226	28.631	51.496	149.4	29:27.183	16	2	2:04.033	35.816	29.868	58.349	260.2	34:10.241								
15	1	1:55.187	34.755	29.345	51.087	259.6	31:22.370	17	2	2:02.684	35.931	29.891	56.862	260.2	36:12.925								
16	1	1:53.672	34.257	28.660	50.755	263.4	33:16.042	18	2	2:01.609	35.991	29.448	56.170	258.4	38:14.534								
17	1	1:53.623	34.332	28.337	50.954	265.4	35:09.665	19	2	2:00.699	36.308	30.355	54.036	254.1	40:15.233								
18	1	1:52.973	34.051	28.214	50.708	264.7	37:02.638	20	2	2:02.788	35.623	30.777	56.388	260.2	42:18.021								
19	1	1:53.493	34.412	28.483	50.598	264.7	38:56.131	21	2	2:10.195	37.078	31.398	1:01.719	252.9	44:28.216								
20	1	1:53.919	34.314	28.611	50.994	270.0	40:50.050	22	2	2:30.220	42.451	41.079	1:06.690	172.5	46:58.436								
21	1	1:53.524	34.119	28.293	51.112	266.7	42:43.574																
22	1	1:53.146	34.309	28.076	50.761	268.0	44:36.720																
23	1	1:56.049	34.785	29.288	51.976	251.7	46:32.769																
21 1.Ivan VERCOUTERE PORSCHE 962C 1990 C1a																							
1	1	2:10.695	45.035	29.663	55.997		2:10.695	1	1	2:33.749	53.984	33.411	1:06.354		2:33.749								
2	1	2:02.562	36.561	29.373	56.628	268.7	4:13.257	2	1	2:27.961	43.534	36.403	1:08.024	225.0	5:01.710								
3	1	2:01.164	36.865	29.304	54.995	256.5	6:14.421	3	1	2:19.524	40.852	33.990	1:04.682	221.8	7:21.234								
4	1	2:00.940	35.791	29.091	56.058	266.7	8:15.361	4	1	2:18.149	41.645	33.925	1:02.579	226.9	9:39.383								
5	1	2:01.033	36.250	29.322	55.461	268.0	10:16.394	5	1	2:16.305	39.672	34.114	1:02.519	235.3	11:55.688								
6	1	1:59.464	35.449	29.062	54.953	268.7	12:15.858	6	1	2:17.782	41.007	34.083	1:02.692	219.5	14:13.470								
7	1	1:58.878	35.981	29.115	53.782	268.0	14:14.736	7	1	2:19.584	41.515	34.086	1:03.983	231.8	16:33.054								
8	1	2:00.505	37.042	29.086	54.377	266.7	16:15.241	8	1	2:41.745	40.583	39.984	1:21.178	227.4	19:14.799								
9	1	2:10.367	36.029	30.310	1:04.028	246.6	18:25.608	9	1	4:56.685	3:16.013	35.201	1:05.471		24:11.484								
10	1	4:14.780	2:55.374	28.239	51.167		22:40.388	10	1	2:17.008	41.220	33.764	1:02.024	223.6	26:28.492								
11	1	1:52.650	33.873	27.851	50.926	272.0	24:33.038	11	1	2:16.835	39.236	34.379	1:03.220	231.8	28:45.327								
12	1	1:54.224	33.383	27.516	53.325	271.4	26:27.262	12	1	2:19.255	40.661	35.376	1:03.218	229.8	31:04.582								
13	1	1:51.517	33.284	27.841	50.392	272.7	28:18.779	13	1	2:16.565	39.668	33.335	1:03.562	226.4	33:21.147								
14	1	1:51.451	32.891	27.853	50.707	275.5	30:10.230	14	1	2:17.706	40.975	33.316	1:03.415	218.6	35:38.853								
15	1	1:50.933	32.906	27.351	50.676	277.6	32:01.163	15	1	2:15.359	40.599	32.714	1:02.046	228.3	37:54.212								
16	1	1:50.054	32.643	27.555	49.856	276.2	33:51.217	16	1	2:14.291	39.194	33.659	1:01.438	213.9	40:08.503								
17	1	1:50.968	33.193	27.301	50.474	274.8	35:42.185	17	1	2:14.709	38.288	32.937	1:03.484	229.8	42:23.212								
18	1	1:50.069	33.005	27.264	49.800	277.6	37:32.254	18	1	2:15.596	39.815	33.689	1:02.092	227.8	44:38.808								
19	1	1:49.439	32.746	27.217	49.476	277.6	39:21.693	19	1	2:14.095	38.933	34.172	1:00.990	225.9	46:52.903								
20	1	1:49.460	32.615	26.902	49.943	279.1	41:11.153																
21	1	1:50.286	32.845	27.581	49.860	277.6	43:01.439																
22	1	1:51.571	33.082	27.476	51.013	276.9	44:53.010																
23	1	1:52.972	33.057	27.542	52.373	275.5	46:45.982																
35 1.G�rard LOPEZ JAGUAR XJR14 1991 C3a																							
1	2	1:56.694	38.245	28.769	49.680		1:56.694	1	2	1:56.694	38.245	28.769	49.680		1:56.694								
2	2	1:50.159	32.684	28.237	49.238	268.0	3:46.853	2	2	1:50.159	32.684	28.237	49.238	268.0	3:46.853								
3	2	1:49.453	32.251	27.944	49.258	268.7	5:36.306	3	2	1:49.453	32.251	27.944	49.258	268.7	5:36.306								
4	2	1:50.305	32.262	27.934	50.109	268.7	7:26.611	4	2	1:50.305	32.262	27.934	50.109	268.7	7:26.611								
5	2	1:53.310	35.471	28.249	49.590	269.3	9:19.921	5	2	1:53.310	35.471	28.249	49.590	269.3	9:19.921								
6	2	1:49.554	32.337	27.758	49.459	270.0	11:09.475	6	2	1:49.554	32.337	27.758	49.459	270.0	11:09.475								
7	2	1:48.788	32.319	27.981	48.488	268.7	12:58.263	7	2	1:48.788	32.319	27.981	48.488	268.7	12:58.263								
8	2	1:48.492	31.876	27.987	48.629	270.0	14:46.755	8	2	1:48.492	31.876	27.987	48.629	270.0	14:46.755								
51 1.Hans-J�rg H�BNER PORSCHE 962C 1991 C3a																							
1	1	2:24.151	48.789	32.599	1:02.763		2:24.151	1	1	2:24.151	48.789	32.599	1:02.763		2:24.151								

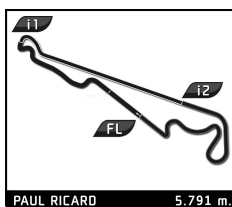


GROUP C RACING DIX MILLE TOURS RACE 1

Sector Analysis

— Invalidated Lap ■ Personal Best ■ Session Best B Crossing the finish line in the pit lane

Lap	D	Time	Sector 1	Sector 2	Sector 3	T.Spd	Elapsed	Lap	D	Time	Sector 1	Sector 2	Sector 3	T.Spd	Elapsed
65 1.Mike WRIGLEY SPICE SE89C 1989 C1a															
1	1	2:08.469	43.625	29.783	55.061		2:08.469	1	1	2:08.354	42.685	29.730	55.939		2:08.354
2	1	2:03.226	37.777	29.906	55.543	254.7	4:11.695	2	1	2:02.260	37.561	29.977	54.722	235.3	4:10.614
3	1	2:00.093	36.270	29.532	54.291	242.2	6:11.788	3	1	1:59.628	35.788	29.850	53.990	241.1	6:10.242
4	1	2:00.164	35.573	30.169	54.422	262.8	8:11.952	4	1	2:00.969	36.145	30.572	54.252	252.3	8:11.211
5	1	1:59.862	36.991	28.908	53.963	246.0	10:11.814	5	1	1:59.957	36.345	29.674	53.938	243.8	10:11.168
6	1	2:00.082	35.805	28.766	55.511	253.5	12:11.896	6	1	1:59.529	34.942	29.277	55.310	253.5	12:10.697
7	1	1:58.361	35.692	28.686	53.983	244.9	14:10.257	7	1	1:58.513	35.549	29.589	53.375	237.4	14:09.210
8	1	1:58.863	35.312	28.817	54.734	270.7	16:09.120	8	1	1:59.022	35.204	29.509	54.309	254.1	16:08.232
9	1	2:00.947	35.653	29.092	56.202	265.4	18:10.067	9	1	2:10.592 B	35.676	29.678	1:05.238	251.7	18:18.824
10	1	2:12.079 B	35.702	29.158	1:07.219	270.7	20:22.146	10	1	4:35.310	3:09.056	29.652	56.602		22:54.134
11	1	4:17.703	2:54.412	28.789	54.502		24:39.849	11	1	2:00.455	36.216	29.761	54.478	251.2	24:54.589
12	1	1:58.058	35.778	28.821	53.459	271.4	26:37.907	12	1	1:59.889	35.585	29.198	55.106	257.8	26:54.478
13	1	2:01.229	36.740	30.189	54.300	274.8	28:39.136	13	1	1:59.351	34.897	29.092	55.362	252.3	28:53.829
14	1	1:57.567	35.277	28.803	53.487	268.7	30:36.703	14	1	1:58.420	35.796	29.322	53.302	244.9	30:52.249
15	1	1:56.930	35.154	28.601	53.175	270.0	32:33.633	15	1	2:02.201	35.170	29.211	57.820	253.5	32:54.450
16	1	1:59.271	36.328	29.029	53.914	249.4	34:32.904	16	1	2:02.494	36.736	29.683	56.075	236.8	34:56.944
17	1	1:58.257	35.524	28.958	53.775	266.0	36:31.161	17	1	2:02.642	36.559	29.848	56.235	244.9	36:59.586
18	1	1:58.244	35.029	28.576	54.639	270.0	38:29.405	18	1	2:03.989	37.053	31.317	55.619	243.2	39:03.575
19	1	1:58.936	35.607	28.815	54.514	257.1	40:28.341	19	1	2:01.708	36.215	30.207	55.286	248.8	41:05.283
20	1	1:58.082	35.594	28.830	53.658	270.7	42:26.423	20	1	2:08.614	37.003	30.687	1:00.924	244.3	43:13.897
21	1	1:58.869	35.760	29.729	53.380	264.7	44:25.292	21	1	2:27.589	45.661	38.674	1:03.254	167.7	45:41.486
22	1	1:59.169	36.045	29.032	54.092	257.8	46:24.461	22	1	2:49.161	43.814	34.626	1:30.721	178.5	48:30.647
23	1	1:58.674	35.196	29.588	53.890	260.9	48:23.135								
82 1.Michel LECOURT 2.Raymond NARAC PORSCHE 962C 1990 C1a															
1	1	2:04.578	42.022	28.944	53.612		2:04.578								
2	1	1:59.216	35.632	29.597	53.987	260.9	4:03.794								
3	1	1:58.997	35.279	29.468	54.250	265.4	6:02.791								
4	1	1:57.918	35.176	29.369	53.373	265.4	8:00.709								
5	1	1:57.793	35.101	29.643	53.049	264.7	9:58.502								
6	1	1:57.131	35.088	29.192	52.851	266.7	11:55.633								
7	1	1:58.523	34.798	29.274	54.451	265.4	13:54.156								
8	1	1:58.199	35.122	29.285	53.792	264.7	15:52.355								
9	1	1:58.728	36.556	29.335	52.837	264.7	17:51.083								
85 1.Tony SINCLAIR SPICE SE90C 1990 C1a															
1	1	2:08.354	42.685	29.730	55.939		2:08.354								
2	1	2:02.260	37.561	29.977	54.722	235.3	4:10.614								
3	1	1:59.628	35.788	29.850	53.990	241.1	6:10.242								
4	1	2:00.969	36.145	30.572	54.252	252.3	8:11.211								
5	1	1:59.957	36.345	29.674	53.938	243.8	10:11.168								
6	1	1:59.529	34.942	29.277	55.310	253.5	12:10.697								
7	1	1:58.513	35.549	29.589	53.375	237.4	14:09.210								
8	1	1:59.022	35.204	29.509	54.309	254.1	16:08.232								
9	1	2:10.592 B	35.676	29.678	1:05.238	251.7	18:18.824								
10	1	4:35.310	3:09.056	29.652	56.602		22:54.134								
11	1	2:00.455	36.216	29.761	54.478	251.2	24:54.589								
12	1	1:59.889	35.585	29.198	55.106	257.8	26:54.478								
13	1	1:59.351	34.897	29.092	55.362	252.3	28:53.829								
14	1	1:58.420	35.796	29.322	53.302	244.9	30:52.249								
15	1	2:02.201	35.170	29.211	57.820	253.5	32:54.450								
16	1	2:02.494	36.736	29.683	56.075	236.8	34:56.944								
17	1	2:02.642	36.559	29.848	56.235	244.9	36:59.586								
18	1	2:03.989	37.053	31.317	55.619	243.2	39:03.575								
19	1	2:01.708	36.215	30.207	55.286	248.8	41:05.283								
20	1	2:08.614	37.003	30.687	1:00.924	244.3	43:13.897								
21	1	2:27.589	45.661	38.674	1:03.254	167.7	45:41.486								
22	1	2:49.161	43.814	34.626	1:30.721	178.5	48:30.647								
88 1.Ivan VERCOUTERE 2.Alex MÜLLER JAGUAR XJR12 1991 C3a															
1	2	2:17.900	55.597	29.535	52.768		2:17.900								
2	2	1:53.699	33.064	28.050	52.585	274.1	4:11.599								
3	2	1:52.429	33.657	27.975	50.797	270.7	6:04.028								
4	2	1:54.326	34.602	28.469	51.255	274.1	7:58.354								
5	2	1:52.206	32.984	27.883	51.339	272.7	9:50.560								
6	2	1:52.273	33.101	28.009	51.163	273.4	11:42.833								
7	2	1:52.126	33.277	27.913	50.936	272.7	13:34.959								
8	2	1:54.668	35.027	28.119	51.522	269.3	15:29.627								
9	2	1:53.702	33.603	28.408	51.691	273.4	17:23.329								
10	2	1:53.732	33.202	28.081	52.449	271.4	19:17.061								
11	2	1:53.409	33.197	28.468	51.744	270.0	21:10.470								
12	2	2:02.971 B	33.259	28.015	1:01.697	272.7	23:13.441								
13	2	4:52.087	3:25.358	30.684	56.045		28:05.528								
14	2	2:10.064	38.044	32.969	59.051	232.3	30:15.592								
15	2	2:15.288	40.391	33.673	1:01.224	220.0	32:30.880								



GROUP C RACING DIX MILLE TOURS RACE 1

Sector Analysis

Invalidated Lap

Personal Best

Session Best

Crossing the finish line in the pit lane

Lap	D	Time	Sector 1	Sector 2	Sector 3	T.Sp'd	Elapsed	Lap	D	Time	Sector 1	Sector 2	Sector 3	T.Sp'd	Elapsed
16	2	2:23.959	40.702	39.874	1:03.383	197.4	34:54.839								
17	2	2:28.079	43.813	40.263	1:04.003	177.3	37:22.918								
18	2	2:32.366	46.974	40.826	1:04.566	174.5	39:55.284								
19	2	2:32.286	44.842	40.188	1:07.256	170.1	42:27.570								
20	2	2:32.063	43.554	39.796	1:08.713	176.5	44:59.633								
21	2	2:30.696	44.438	41.222	1:05.036	171.7	47:30.329								

105	1.Ralf HUBER GUTIERREZ		ADA 02B 1987	
	2.Benjamin MONNAY		C2a	

1	1	2:31.714	51.605	34.256	1:05.853		2:31.714
2	1	2:29.291	44.890	35.135	1:09.266	211.4	5:01.005
3	1	2:27.915	44.414	34.776	1:08.725	170.6	7:28.920
4	1	2:28.279	45.277	35.236	1:07.766	203.8	9:57.199
5	1	2:21.486	41.887	33.863	1:05.736	186.5	12:18.685
6	1	2:20.714	42.348	33.634	1:04.732	209.3	14:39.399
7	1	2:20.191	41.658	33.597	1:04.936	194.9	16:59.590
8	1	4:40.763 B	41.690	35.486	3:23.587	193.2	21:40.353
9	1	2:37.682	1:01.049	33.283	1:03.350		24:18.035
10	1	2:16.244	39.830	33.194	1:03.220	223.1	26:34.279
11	1	2:17.344	40.045	34.160	1:03.139	198.5	28:51.623
12	1	2:14.116	39.486	32.856	1:01.774	221.8	31:05.739
13	1	2:15.416	39.527	33.321	1:02.568	219.5	33:21.155
14	1	2:15.172	39.971	33.028	1:02.173	217.7	35:36.327
15	1	2:16.601	41.307	32.885	1:02.409	224.1	37:52.928
16	1	2:13.422	38.919	32.872	1:01.631	233.3	40:06.350
17	1	2:15.055	39.298	32.307	1:03.450	227.4	42:21.405
18	1	2:13.957	39.823	32.610	1:01.524	210.9	44:35.362

107	1.Philippe COLANCON		TIGA GC289 1989	
			C2a	

1	1	2:12.667	45.415	31.780	55.472		2:12.667
2	1	2:03.630	36.867	30.921	55.842	244.9	4:16.297
3	1	2:03.845	36.661	31.012	56.172	243.8	6:20.142
4	1	2:03.741	36.539	31.103	56.099	244.9	8:23.883
5	1	2:03.669	36.615	31.075	55.979	243.2	10:27.552
6	1	2:04.697	37.691	31.496	55.510	236.8	12:32.249
7	1	2:07.773	36.576	31.109	1:00.088	243.8	14:40.022
8	1	2:06.260	37.738	32.144	56.378	236.3	16:46.282
9	1	4:13.248 B	38.528	33.170	3:01.550	233.8	20:59.530
10	1	2:29.278	1:01.047	31.963	56.268		23:28.808
11	1	2:04.900	37.177	31.155	56.568	238.9	25:33.708
12	1	2:05.047	37.873	31.107	56.067	238.9	27:38.755
13	1	2:04.682	37.452	31.152	56.078	241.6	29:43.437
14	1	2:03.811	36.747	31.143	55.921	244.3	31:47.248
15	1	2:03.907	36.772	31.223	55.912	246.6	33:51.155
16	1	2:04.655	37.833	31.136	55.686	244.9	35:55.810
17	1	2:02.366	36.659	30.819	54.888	244.3	37:58.176
18	1	2:03.677	36.282	31.464	55.931	248.3	40:01.853
19	1	2:02.638	36.900	30.506	55.232	247.1	42:04.491
20	1	2:02.069	36.111	30.814	55.144	250.6	44:06.560
21	1	2:02.607	36.343	30.783	55.481	245.5	46:09.167
22	1	2:04.871	36.928	31.449	56.494	246.6	48:14.038

111	1.Thomas DOZIN		SPICE SE88C 1988	
			C2a	

1	1	2:21.652	47.335	33.235	1:01.082		2:21.652
2	1	3:40.227	38.986	1:52.675	1:08.566	243.8	6:01.879

129	1.Vincent NEURRISSE		TIGA GC288 1988	
	2.Bertrand ROUCHAUD		C2a	

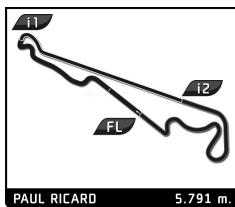
1	1	2:24.294	49.405	33.557	1:01.332		2:24.294
2	1	2:15.408	40.702	33.399	1:01.307	220.9	4:39.702
3	1	2:13.644	39.872	33.435	1:00.337	225.0	6:53.346
4	1	2:13.614	39.710	32.909	1:00.995	231.3	9:06.960
5	1	2:13.285	39.674	33.368	1:00.243	233.3	11:20.245
6	1	2:12.813	39.626	33.116	1:00.071	228.8	13:33.058
7	1	2:13.871	39.886	32.971	1:01.014	221.3	15:46.929
8	1	2:12.071	39.621	33.589	58.861	230.8	17:59.000
9	1	2:14.441	39.798	32.986	1:01.657	227.4	20:13.441
10	1	4:33.150 B	40.395	33.313	3:19.442	221.3	24:46.591
11	1	2:30.547	57.373	33.207	59.967		27:17.138
12	1	2:09.281	38.000	32.185	59.096	233.3	29:26.419
13	1	2:07.285	37.420	31.810	58.055	229.3	31:33.704
14	1	2:07.102	37.759	31.987	57.356	236.3	33:40.806
15	1	2:07.264	37.268	32.076	57.920	242.7	35:48.070
16	1	2:06.451	37.410	31.925	57.116	242.2	37:54.521
17	1	2:05.481	37.756	32.117	55.608	238.4	40:00.002
18	1	2:05.384	37.262	31.818	56.304	238.4	42:05.386
19	1	2:04.435	37.020	31.381	56.034	241.6	44:09.821
20	1	2:04.494	36.630	31.725	56.139	246.0	46:14.315
21	1	2:03.725	36.424	31.676	55.625	247.7	48:18.040

181	1.Xavier MICHIRON		OLMAS GLT 200 1988	
			C2a	

1	1	4:31.466 B	46.812	34.041	3:10.613		4:31.466
2	1	2:35.475	57.655	35.484	1:02.336		7:06.941
3	1	2:13.314	41.373	32.478	59.463	232.8	9:20.255
4	1	2:12.939	40.300	31.838	1:00.801	241.6	11:33.194
5	1	2:11.326	39.974	31.900	59.452	241.1	13:44.520
6	1	2:10.228	39.273	31.475	59.480	237.9	15:54.748
7	1	2:13.298	39.069	33.892	1:00.337	248.8	18:08.046
8	1	2:08.363	38.991	31.588	57.784	243.8	20:16.409
9	1	2:08.545	38.807	31.589	58.149	248.3	22:24.954
10	1	4:29.554 B	38.743	31.567	3:19.244	225.9	26:54.508
11	1	2:27.569	56.850	31.703	59.016		29:22.077
12	1	2:09.881	40.486	31.608	57.787	241.6	31:31.958

185	1.Romain BELLETESTE		STHEMO SM 1984	
	2.Christophe GADAI		C2b	

1	2	2:31.943	52.406	34.126	1:05.411		2:31.943
2	2	2:20.320	43.698	33.890	1:02.732	200.0	4:52.263
3	2	2:17.251	41.188	33.855	1:02.208	197.8	7:09.514
4	2	2:16.234	40.220	33.558	1:02.456	216.0	9:25.748
5	2	2:15.401	40.054	33.510	1:01.837	210.5	11:41.149
6	2	2:16.806	40.994	34.072	1:01.740	204.2	13:57.955
7	2	2:14.749	39.811	33.185	1:01.753	212.6	16:12.704
8	2	2:15.593	40.241	34.189	1:01.163	212.6	18:28.297
9	2	2:13.987	39.432	33.199	1:01.356	220.0	20:42.284
10	2	2:15.845	40.012	33.428	1:02.405	212.2	22:58.129
11	2	4:33.090 B	40.037	33.415	3:19.638	201.9	27:31.219
12	2	2:41.297	1:03.181	34.521	1:03.595		30:12.516
13	2	2:17.296	41.422	34.035	1:01.839	210.1	32:29.812
14	2	2:15.140	39.583	33.677	1:01.880	226.4	34:44.952
15	2	2:16.513	40.067	33.824	1:02.622	228.8	37:01.465



GROUP C RACING

DIX MILLE TOURS

RACE 1

Sector Analysis

— Invalidated Lap
 ■ Personal Best
 ■ Session Best
 B Crossing the finish line in the pit lane

Lap	D	Time	Sector 1	Sector 2	Sector 3	T.Sp	Elapsed	Lap	D	Time	Sector 1	Sector 2	Sector 3	T.Sp	Elapsed
16	2	2:15.138	40.055	33.490	1:01.593	216.0	39:16.603								
17	2	2:15.114	39.998	33.695	1:01.421	225.5	41:31.717								
18	2	2:13.427	39.459	33.206	1:00.762	231.3	43:45.144								
19	2	2:12.588	39.301	33.126	1:00.161	223.1	45:57.732								
20	2	2:12.315	38.931	32.838	1:00.546	230.8	48:10.047								