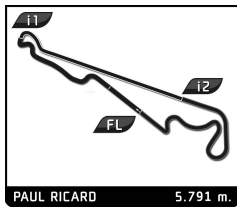


ENDURANCE RACING LEGENDS DIX MILLE TOURS QUALIFYING 2

Sector Analysis

— Invalidated Lap ■ Personal Best ■ Session Best B Crossing the finish line in the pit lane

Lap	D	Time	Sector 1	Sector 2	Sector 3	T.Sp	Elapsed	Lap	D	Time	Sector 1	Sector 2	Sector 3	T.Sp	Elapsed
1.Olivier BOUQUET (CHRYSLER Viper GTS/R 1999 GT2A)								8	1	2:02.626	35.906	30.857	55.863	257.8	19:50.298
2	1	4:12.899	2:35.837	33.766	1:03.296		4:12.899	9	1	2:00.150	35.648	30.400	54.102	255.9	21:50.448
1	1	2:43.423B	48.687	33.601	1:21.135	243.2	6:56.322	10	1	1:58.773	34.918	30.316	53.539	266.7	23:49.221
2	1	4:29.384	2:31.687	55.442	1:02.255		11:25.706	11	1	2:13.578B	35.014	30.563	1:08.001	262.1	26:02.799
3	1	2:09.025	38.237	31.534	59.254	254.1	13:34.731	12	1	3:40.194	2:11.481	31.520	57.193		29:42.993
4	1	2:11.561	38.880	31.342	1:01.339	259.0	15:46.292	13	1	1:58.621	34.647	30.063	53.911	262.1	31:41.614
5	1	2:11.808	38.501	34.021	59.286	247.7	17:58.100								
6	1	2:08.093	38.368	31.572	58.153	257.1	20:06.193	1.Marc DEVIS (PORSCHE 996 GT3 RS 2003 GT2B)							
7	1	2:07.795	38.710	31.203	57.882	257.8	22:13.988	1	1	2:43.439	1:01.892	39.661	1:01.886		2:43.439
8	1	2:07.737	39.062	30.742	57.933	232.3	24:21.725	2	1	2:07.786	38.393	31.866	57.527	231.8	4:51.225
9	1	2:08.932	39.743	31.156	58.033	250.6	26:30.657	3	1	2:20.903	38.893	32.959	1:09.051	227.8	7:12.128
10	1	2:06.192	37.627	30.930	57.635	251.7	28:36.849	4	1	3:43.368	57.757	1:14.189	1:31.422	134.0	10:55.496
11	1	2:08.527	37.847	31.433	59.247	260.9	30:45.376	5	1	2:07.305	38.761	31.508	57.036	231.8	13:02.801
12	1							6	1	2:05.422	37.776	31.013	56.633	245.5	15:08.223
								7	1	2:17.401B	39.041	31.304	1:07.056	240.0	17:25.624
								8	1	4:06.920	2:36.655	31.996	58.269		21:32.544
								9	1	2:06.687	37.643	31.061	57.983	241.1	23:39.231
								10	1	2:09.439	39.885	32.178	57.376	242.7	25:48.670
								11	1	2:05.700	37.143	31.256	57.301	243.8	27:54.370
								12	1	3:52.060B	46.559	1:11.706	1:53.795	243.2	31:46.430
1.Rémi TERRAIL (PORSCHE 993 GT2 Evo 1998 GT2A)								1.Alfred MOSER (CHEVROLET Corvette Z06 R 2010 INV)							
1	1	3:14.362	1:17.101	47.583	1:09.678		3:14.362	1	1	2:48.679	1:11.745	37.157	59.777		2:48.679
2	1	2:18.145	46.146	31.579	1:00.420	179.4	5:32.507	2	1	2:06.289	38.645	30.680	56.964	252.3	4:54.968
3	1	3:07.956B	40.035	52.386	1:35.535	247.1	8:40.463	3	1	2:35.917B	40.752	32.513	1:22.652	247.7	7:30.885
4	1	4:04.902	2:36.367	31.551	56.984		12:45.365	4	1	4:12.558	2:40.866	32.586	59.106		11:43.443
5	1	2:03.076	36.469	30.539	56.068	245.5	14:48.441	5	1	2:03.658	36.672	30.931	56.055	255.9	13:47.101
6	1	2:01.220	35.921	30.348	54.951	249.4	16:49.661	6	1	2:20.208B	36.740	30.999	1:12.469	257.8	16:07.309
7	1	2:24.412B	36.930	37.679	1:09.803	251.2	19:14.073								
8	1	3:53.286	2:17.088	32.881	1:03.317		23:07.359								
9	1	2:15.179	41.658	32.388	1:01.133	216.4	25:22.538								
10	1	2:11.293	39.831	31.725	59.737	216.9	27:33.831								
11	1	2:11.510	39.536	31.534	1:00.440	232.3	29:45.341								
12	1	2:10.987	40.413	31.696	58.878	241.1	31:56.328								
1.Florent JEAN (FERRARI F430 Evo GTC 2008 GT2B)								1.Simon WATTS (LOLA B2K-40 2000 Proto B)							
1	1	2:33.018	52.248	38.033	1:02.737		2:33.018	1	1	3:55.284B	1:58.538	39.315	1:17.431		3:55.284
								2	1	7:00.309	4:01.654	1:16.954	1:41.701		10:55.593
								3	1	2:15.547	41.193	34.542	59.812	220.9	13:11.140
								4	1	2:11.968	39.024	33.546	59.398	225.9	15:23.108
								5	1	2:22.196B	38.532	33.254	1:10.410	228.8	17:45.304
1.Erik MARIS (PEUGEOT 908 HDI 2011 INV)								1.Jean-Claude TORRE (MARCOS Mantis GT3 2002 INV)							
1	1	7:09.478B	5:10.466	37.491	1:21.521		7:09.478	1	1	4:17.732	2:27.656	41.044	1:09.032		4:17.732
2	1	7:40.544	5:59.428	39.316	1:01.800		14:50.022	2	1	2:31.819	47.493	37.967	1:06.359	176.2	6:49.551
3	1	2:11.353B	37.662	30.255	1:03.436	226.9	17:01.375	3	1	4:06.633	1:04.413	1:17.753	1:44.467	116.0	10:56.184
4	1	3:06.208	1:43.560	30.832	51.816		20:07.583	4	1	2:30.034	45.928	37.336	1:06.770	191.5	13:26.218
5	1	1:53.473	34.720	28.774	49.979	264.1	22:01.056	5	1	2:27.165	45.523	36.905	1:04.737	185.6	15:53.383
6	1	1:51.866	34.099	28.729	49.038	264.1	23:52.922	6	1	2:22.286	42.702	36.402	1:03.182	194.6	18:15.669
7	1	1:51.954	32.975	28.644	50.335	268.0	25:44.876	7	1	2:22.870	42.312	36.872	1:03.686	199.6	20:38.539
8	1	2:10.408	38.507	36.251	55.650	219.1	27:55.284	8	1	2:22.075	42.092	36.584	1:03.399	200.0	23:00.614
9	1	1:53.976	33.604	29.850	50.522	265.4	29:49.260	9	1	2:21.829	41.538	36.548	1:03.743	196.4	25:22.443
10	1	1:51.981	33.653	28.472	49.856	266.0	31:41.241	10	1	2:22.993	41.919	36.638	1:04.436	205.7	27:45.436
								11	1	2:22.149	41.365	36.687	1:04.097	199.3	30:07.585
1.Olivier GALANT (PANOZ Esperante GTR1 1997 GT1A)								1.Xavier MICHERON (LOLA B98/10 1999 Proto A)							
1	1	3:32.299	1:33.676	47.271	1:11.352		3:32.299	1	1	6:39.053	4:58.850	32.402	1:07.801		6:39.053
2	1	2:21.025	45.925	33.921	1:01.179	181.5	5:53.324	2	1	4:09.979	1:10.619	1:19.193	1:40.167	76.8	10:49.032
3	1	2:40.698	38.617	44.772	1:17.309	218.6	8:34.022								
4	1	2:57.330	1:08.431	48.930	59.969	78.7	11:31.352								
5	1	2:05.258	37.322	31.421	56.515	241.1	13:36.610								
6	1	2:09.043	37.396	31.354	1:00.293	240.0	15:45.653								
7	1	2:02.019	36.127	30.694	55.198	244.3	17:47.672								



ENDURANCE RACING LEGENDS
DIX MILLE TOURS
QUALIFYING 2

Sector Analysis

— Invalidated Lap ■ Personal Best ■ Session Best B Crossing the finish line in the pit lane

Lap	D	Time	Sector 1	Sector 2	Sector 3	T.Sp	Elapsed	Lap	D	Time	Sector 1	Sector 2	Sector 3	T.Sp	Elapsed
3	1	2:01.882	37.299	29.854	54.729	229.3	12:50.914	4	1	4:27.344	2:48.113	35.374	1:03.857		13:15.548
4	1	2:01.398	35.951	30.079	55.368	264.7	14:52.312	5	1	2:15.671	40.796	33.170	1:01.705	216.0	15:31.219
5	1	1:59.397	35.746	29.451	54.200	264.1	16:51.709	6	1	2:16.667	41.176	33.507	1:01.984	213.0	17:47.886
6	1	5:02.618 B	35.406	29.519	3:57.693	268.0	21:54.327	7	1	2:15.346	40.260	33.323	1:01.763	220.0	20:03.232
7	1	2:27.355	1:00.465	31.324	55.566		24:21.682	8	1	2:14.386	40.586	33.375	1:00.425	214.3	22:17.618
8	1	2:27.872	1:01.232	30.620	56.020	266.7	26:49.554	9	1	2:14.154	40.399	33.193	1:00.562	218.6	24:31.772
9	1	2:00.931	36.095	30.235	54.601	267.3	28:50.485	10	1	2:22.172 B	42.184	34.346	1:05.642	219.5	26:53.944
10	1	1:59.714	35.830	29.859	54.025	267.3	30:50.199	11	1	4:39.801	3:05.045	33.783	1:00.973		31:33.745

50 DODGE Viper GTS/R 2002 GT1B
1.Edwin STUCKY
2.Ludovic CHOLLEY

1	1	4:04.048	2:23.728	35.258	1:05.062		4:04.048
2	1	2:39.850 B	45.632	34.843	1:19.375	166.4	6:43.898
3	1	4:13.375	1:15.272	1:17.035	1:41.068		10:57.273
4	1	2:16.047	41.131	33.170	1:01.746	215.1	13:13.320
5	1	2:12.631	39.210	32.513	1:00.908	230.8	15:25.951
6	1	2:13.763	39.304	32.806	1:01.653	232.3	17:39.714
7	1	4:10.582 B	44.076	38.051	2:48.455	199.6	21:50.296
8	1	2:39.067	1:03.381	34.027	1:01.659		24:29.363
9	1	2:15.887	40.663	33.238	1:01.986	243.2	26:45.250
10	1	2:11.720	39.285	32.526	59.909	235.3	28:56.970

53 DODGE Viper GTS/R 2001 GT1B
1.Franck MOREL

1	1	2:35.589	56.431	37.810	1:01.348		2:35.589
2	1	2:01.545	36.158	30.583	54.804	244.3	4:37.134
3	1	2:20.098 B	35.512	31.478	1:13.108	252.3	6:57.232
4	1	6:05.889	4:30.010	35.992	59.887		13:03.121
5	1	1:59.734	35.841	30.142	53.751	252.3	15:02.855
6	1	1:59.640	35.586	30.453	53.601	252.3	17:02.495
7	1	2:01.557	35.559	30.178	55.820	254.1	19:04.052
8	1	2:19.944	41.417	36.397	1:02.130	180.0	21:23.996
9	1	1:59.368	35.370	30.627	53.371	251.7	23:23.364
10	1	1:59.250	35.093	30.366	53.791	252.9	25:22.614
11	1	2:21.518 B	38.118	35.328	1:08.072	232.3	27:44.132

54 PANOZ Esperante GTR1 1997 GT1A
1.Xavier GALANT

1	1	3:23.547	1:29.157	41.438	1:12.952		3:23.547
2	1	2:33.351 B	46.284	33.859	1:13.208	177.6	5:56.898
3	1	3:50.653	1:32.648	51.379	1:26.626		9:47.551
4	1	2:36.594	1:04.008	32.924	59.662	93.4	12:24.145
5	1	2:04.424	37.097	30.708	56.619	247.7	14:28.569
6	1	2:02.915	36.503	30.591	55.821	265.4	16:31.484
7	1	2:03.093	36.948	30.266	55.879	254.7	18:34.577
8	1	2:01.392	35.629	29.945	55.818	266.0	20:35.969
9	1	2:00.741	35.818	30.074	54.849	266.0	22:36.710
10	1	2:00.902	35.815	29.960	55.127	266.0	24:37.612
11	1	2:04.637	36.978	31.452	56.207	266.7	26:42.249
12	1	2:01.617	36.143	30.069	55.405	266.0	28:43.866
13	1	2:01.841	36.012	30.900	54.929	266.7	30:45.707

55 TVR T400R 2003 GT2B
1.Matthew HOLBEN

1	1	3:23.453	1:26.448	42.712	1:14.293		3:23.453
2	1	2:31.491	48.820	35.408	1:07.263	172.0	5:54.944
3	1	2:53.260 B	44.218	40.563	1:28.479	200.4	8:48.204

60 TOYOTA Supra GT2 1994 GT2A
1.Marc LOUAIL

1	1	3:25.895	1:34.867	41.553	1:09.475		3:25.895
2	1	2:17.641	45.226	32.679	59.736	189.1	5:43.536
3	1	3:00.797 B	37.801	50.987	1:32.009	237.9	8:44.333
4	1	4:04.547	2:36.773	31.108	56.666		12:48.880
5	1	2:05.527	36.756	30.392	58.379	246.6	14:54.407
6	1	2:04.892	36.909	30.806	57.177	247.7	16:59.299
7	1	2:04.361	37.309	30.743	56.309	239.5	19:03.660
8	1	2:03.939	36.868	30.523	56.548	244.3	21:07.599
9	1	2:05.052	37.240	30.557	57.255	249.4	23:12.651
10	1	2:26.040 B	38.941	32.475	1:14.624	214.7	25:38.691
11	1	3:29.548	2:01.815	30.879	56.854		29:08.239
12	1	2:05.970	37.029	31.798	57.143	242.2	31:14.209

68 PORSCHE 997 GT3 RSR 2007 GT2B
1.Paul PHILLIPS

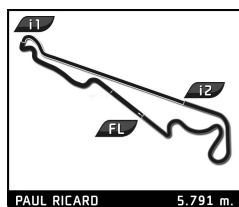
1	1	3:07.110	1:18.249	40.403	1:08.458		3:07.110
2	1	2:22.641	43.702	34.267	1:04.672	206.9	5:29.751
3	1	3:02.950	42.114	45.064	1:35.772	221.3	8:32.701
4	1	3:11.347	1:08.978	53.258	1:09.111	95.6	11:44.048
5	1	2:24.192	44.123	33.907	1:06.162	204.5	14:08.240
6	1	2:21.920	43.328	33.998	1:04.594	212.6	16:30.160
7	1	2:23.367	44.096	34.325	1:04.946	214.7	18:53.527
8	1	2:20.392	41.582	33.625	1:05.185	208.1	21:13.919
9	1	2:20.714	41.996	35.368	1:03.350	216.0	23:34.633
10	1	2:20.560	42.745	33.760	1:04.055	203.4	25:55.193
11	1	2:41.171 B	41.697	33.770	1:25.704	222.7	28:36.364

86 PORSCHE 996 GT3 RSR 2004 GT2B
1.Stefan ROTTMAYER
2.Michael FÖVENY

1	1	2:57.313	1:06.441	43.446	1:07.426		2:57.313
2	1	2:21.314	41.953	33.753	1:05.608	195.7	5:18.627
3	1	2:37.061 B	43.029	36.176	1:17.856	212.2	7:55.688
4	1	3:32.344	1:34.528	54.262	1:03.554		11:28.032
5	1	2:15.701	39.734	32.732	1:03.235	232.8	13:43.733
6	1	2:14.779	39.698	33.288	1:01.793	233.3	15:58.512
7	1	2:13.702	39.311	32.020	1:02.371	231.3	18:12.214
8	1	2:18.765 B	40.146	32.263	1:06.356	216.0	20:30.979
9	1	3:33.016	2:06.120	30.929	55.967		24:03.995
10	1	2:01.654	35.872	30.520	55.262	248.3	26:05.649
11	1	2:02.414	36.226	30.334	55.854	243.2	28:08.063
12	1	2:01.882	35.991	30.510	55.381	248.3	30:09.945

92 ASTON MARTIN Vantage GT2 2010 GT2B
1.Franz WUNDERLICH

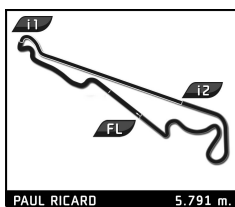
1	1	3:15.726	1:31.627	38.102	1:05.997		3:15.726
2	1	2:23.999	48.953	33.809	1:01.237	208.1	5:39.725



ENDURANCE RACING LEGENDS DIX MILLE TOURS QUALIFYING 2

Sector Analysis

Sector Analysis										Sector Analysis									
Lap	D	Time	Sector 1	Sector 2	Sector 3	T.Spd	Elapsed	Lap	D	Time	Sector 1	Sector 2	Sector 3	T.Spd	Elapsed				
3	1	3:02.857 B	39.193	52.383	1:31.281	232.3	8:42.582	1	1	4:39.097	2:53.394	42.862	1:02.841		4:39.097				
4	1	3:25.303	1:50.168	34.359	1:00.776		12:07.885	2	1	2:23.168	38.913	32.750	1:11.505	234.8	7:02.265				
5	1	2:11.813	38.149	33.138	1:00.526	232.3	14:19.698	3	1	3:55.427	1:01.733	1:14.730	1:38.964	97.6	10:57.692				
6	1	2:11.758	38.420	33.256	1:00.082	230.8	16:31.456	4	1	2:13.435	41.705	32.418	59.312	191.2	13:11.127				
7	1	2:15.001	41.974	33.115	59.912	217.7	18:46.457	5	1	2:07.697	37.928	31.875	57.894	239.5	15:18.824				
8	1	2:10.853	38.069	32.958	59.826	235.3	20:57.310	6	1	2:17.789 B	37.671	31.615	1:08.503	238.9	17:36.613				
9	1	2:10.601	38.032	33.051	59.518	231.3	23:07.911	7	1	3:22.508	1:53.566	31.754	57.188		20:59.121				
10	1	2:13.495	39.965	32.850	1:00.680	228.3	25:21.406	8	1	2:06.376	37.226	31.581	57.569	241.1	23:05.497				
11	1	2:10.109	37.727	32.952	59.430	233.8	27:31.515	9	1	2:06.748	38.240	31.740	56.768	240.5	25:12.245				
12	1	2:14.456	39.144	33.714	1:01.598	225.9	29:45.971	10	1	2:05.638	36.908	31.539	57.191	241.1	27:17.883				
13	1	2:12.381	38.724	33.081	1:00.576	239.5	31:58.352	11	1	2:05.641	36.924	31.648	57.069	241.1	29:23.524				
99 1.Heiko OSTMANN FERRARI 360 GTC 1999 GT2A										160 1.Marc JULLY KOPF Keiler 1995 Proto A									
1	1	3:17.764	1:19.394	46.511	1:11.859		3:17.764	1	1	3:13.311	1:32.594	35.315	1:05.402		3:13.311				
2	1	2:34.825	49.033	36.180	1:09.612	214.7	5:52.589	163 1.Florent MOULIN SALEEN S7-R 2004 GT1B											
3	1	2:59.118 B	45.525	42.434	1:31.159	215.6	8:51.707	1	1	3:11.876					3:11.876				
4	1	4:36.033	2:56.049	35.356	1:04.628		13:27.740	2	1	2:12.580 B					5:24.456				
5	1	2:22.727	42.433	34.697	1:05.597	219.5	15:50.467	3	1	4:17.403	1:58.709	46.771	1:31.923		9:41.859				
6	1	2:19.340	40.973	34.370	1:03.997	220.4	18:09.807	4	1	2:33.129	1:03.828	33.854	55.447	88.4	12:14.988				
7	1	2:18.847	41.412	34.255	1:03.180	219.5	20:28.654	5	1	1:58.630	35.193	29.470	53.967	257.1	14:13.618				
8	1	2:17.099	40.767	34.186	1:02.146	218.2	22:45.753	6	1	2:00.205	35.092	31.317	53.796	257.8	16:13.823				
9	1	2:14.899	39.687	33.762	1:01.450	225.9	25:00.652	7	1	1:58.279	35.000	29.391	53.888	257.8	18:12.102				
10	1	2:15.366	40.066	34.107	1:01.193	220.9	27:16.018	8	1	2:12.426 B	36.311	29.420	1:06.695	257.1	20:24.528				
11	1	3:04.431 B	49.396	48.814	1:26.221	220.9	30:20.449	9	1	4:39.446	3:15.230	30.009	54.207		25:03.974				
102 1.Alexandre LEROY MARCOS LM600 1995 GT2A										10									
1	1	3:24.493	1:39.348	34.963	1:10.182		3:24.493	11	1	1:58.801	35.283	29.705	53.813	256.5	27:02.775				
2	1	2:19.991	45.955	33.579	1:00.457	203.0	5:44.484	12	1	1:58.822	35.021	29.900	53.901	255.3	29:01.597				
3	1	3:02.332 B	38.696	50.118	1:33.518	235.3	8:46.816	177 1.Pat BUNIATRE PORSCHE 964 RSR 1993 GT2A											
4	1	4:11.069	2:41.386	31.847	57.836		12:57.885	1	1	3:33.577	1:49.289	37.528	1:06.760		3:33.577				
5	1	2:09.186	39.103	31.872	58.211	238.9	15:07.071	2	1	2:26.141	46.072	35.697	1:04.372	204.2	5:59.718				
6	1	2:06.515	38.242	31.292	56.981	231.3	17:13.586	3	1	2:40.079	43.222	39.417	1:17.440	200.0	8:39.797				
7	1	2:07.836	38.309	31.501	58.026	233.8	19:21.422	4	1	3:03.492	1:03.964	53.336	1:06.192	108.4	11:43.289				
8	1	2:08.499	38.498	31.529	58.472	230.8	21:29.921	5	1	2:22.222	42.810	35.442	1:03.970	189.8	14:05.511				
9	1	2:20.578 B	39.180	31.760	1:09.638	229.3	23:50.499	6	1	2:25.683	42.088	35.388	1:08.207	210.5	16:31.194				
10	1	5:00.095	3:29.346	31.954	58.795		28:50.594	7	1	2:23.239	43.507	35.727	1:04.005	208.1	18:54.433				
11	1	2:08.893	39.076	32.033	57.784	240.0	30:59.487	8	1	2:20.208	41.394	35.272	1:03.542	208.9	21:14.641				
123 1.Dominik ROSCHMANN ASTON MARTIN DBR9 2006 GT1B										9									
1	1	3:02.783	1:26.309	33.355	1:03.119		3:02.783	10	1	2:21.021	41.960	36.415	1:02.646	216.4	23:35.662				
2	1	2:05.546	37.785	31.703	56.058	254.7	5:08.329	11	1	2:21.910	42.818	35.334	1:03.758	206.5	25:57.572				
3	1	2:42.840 B	37.395	31.042	1:34.403	244.9	7:51.169	12	1	2:20.657	41.839	35.596	1:03.222	209.7	28:18.229				
4	1	3:49.554	2:19.435	32.029	58.090		11:40.723	191 1.Eric FAURE PORSCHE 964 Cup 1990 INV											
5	1	2:00.796	35.613	29.783	55.400	255.3	13:41.519	1	1	4:37.403	2:28.599	51.115	1:17.689		4:37.403				
6	1	2:03.349	36.204	29.547	57.598	258.4	15:44.868	2	1	2:55.562	51.603	38.961	1:24.998	159.3	7:32.965				
7	1	1:59.374	35.421	29.440	54.513	256.5	17:44.242	3	1	3:28.502	56.081	56.385	1:36.036	132.4	11:01.467				
8	1	1:59.735	35.480	29.862	54.393	259.0	19:43.977	4	1	2:33.182	45.207	37.228	1:10.747	192.9	13:34.649				
9	1	2:15.218 B	35.657	30.226	1:09.335	257.1	21:59.195	5	1	2:32.652	45.026	37.649	1:09.977	200.7	16:07.301				
10	1	3:38.847	2:14.788	30.094	53.965		25:38.042	6	1	2:32.692	45.858	37.826	1:09.008	193.9	18:39.993				
11	1	2:00.064	35.485	29.499	55.080	260.2	27:38.106	7	1	3:21.376 B	49.643	53.248	1:38.485	171.2	22:01.369				
12	1	2:19.514 B	36.866	31.869	1:10.779	259.6	29:57.620	8	1	8:14.535	6:16.581	44.167	1:13.787		30:15.904				
158 1.Albert WEINZIERL FERRARI 458 GTE 2011 INV																			



ENDURANCE RACING LEGENDS
DIX MILLE TOURS
QUALIFYING 2

Sector Analysis

— Invalidated Lap ■ Personal Best ■ Session Best B Crossing the finish line in the pit lane

Lap	D	Time	Sector 1	Sector 2	Sector 3	T.Sp	Elapsed	Lap	D	Time	Sector 1	Sector 2	Sector 3	T.Sp	Elapsed
Porsche 996 GT3 RS 2001															
199	1.Simon EVANS														
GT2B															
1	1	2:59.501	1:15.544	38.235	1:05.722		2:59.501								
2	1	2:20.350	42.062	35.459	1:02.829	215.1	5:19.851								
3	1	2:35.677	42.249	38.056	1:15.372	214.3	7:55.528								
4	1	3:15.214	56.818	55.815	1:22.581	119.2	11:10.742								
5	1	2:18.012	40.080	35.292	1:02.640	220.9	13:28.754								
6	1	2:19.956	41.911	34.596	1:03.449	217.3	15:48.710								
7	1	2:14.761	39.497	34.434	1:00.830	225.0	18:03.471								
8	1	2:18.245	39.707	35.310	1:03.228	222.2	20:21.716								
9	1	2:15.473	39.722	34.814	1:00.937	224.1	22:37.189								
10	1	2:15.385	39.691	35.004	1:00.690	224.1	24:52.574								
11	1	2:15.075	39.967	34.218	1:00.890	224.1	27:07.649								
12	1	2:15.347	39.668	34.816	1:00.863	226.4	29:22.996								
13	1	2:14.951	39.907	34.319	1:00.725	223.1	31:37.947								