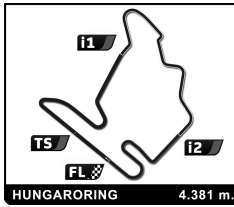


2.0L CUP HUNGARORING CLASSIC PRIVATE PRACTICE

Sector Analysis

■ Personal Best
 ■ Session Best
 ■ Crossing the finish line in pit lane

Lap	D	Time	Sector 1	Sector 2	Sector 3	T. Spd	Elapsed	Lap	D	Time	Sector 1	Sector 2	Sector 3	T. Spd	Elapsed
3		Porsche 911				GTL-ELI									
		1. David CLARK													
		2. Patrick BLAKENEY-EDWAR													
1	1	2:52.166	1:16.622	56.505	39.039		2:52.166	9	1	2:33.105	54.605	57.081	41.419	153.3	25:32.357
2	1	2:22.771	50.470	53.267	39.034	170.1	5:14.937	10	1	2:31.988	54.753	56.915	40.320	165.2	28:04.345
3	1	2:23.028	50.251	52.931	39.846	171.5	7:37.965	11	1	2:36.418	56.043	59.620	40.755	168.8	30:40.763
4	1	2:22.014	50.725	52.311	38.978	169.1	9:59.979	12	1	2:39.784	55.732	1:02.418	41.634	166.2	33:20.547
5	1	2:22.310	50.276	52.983	39.051	170.9	12:22.289	13	1	2:46.820	58.366	1:03.250	45.204	154.4	36:07.367
6	1	2:21.969	50.383	52.758	38.828	171.2	14:44.258	14	1	3:12.716 B	1:01.271	1:11.630	59.815	145.9	39:20.083
7	1	2:39.300 B	50.445	55.405	53.450	171.2	17:23.558								
8	1	4:20.660	2:44.025	56.438	40.197		21:44.218								
9	1	2:24.319	51.277	53.383	39.659	169.3	24:08.537								
10	1	2:28.494	54.543	53.628	40.323	171.5	26:37.031								
11	1	2:26.770	52.551	54.319	39.900	169.3	29:03.801								
12	1	2:36.091	55.433	59.486	41.172	170.7	31:39.892								
13	1	2:41.403	56.282	1:01.297	43.824	168.6	34:21.295								
14	1	3:05.193 B	58.385	1:10.105	56.703	151.4	37:26.488								
5		Porsche 911				GTL									
		1. Philippe de CRAENE													
1	1	3:04.815	1:13.782	1:10.708	40.325		3:04.815								
2	1	2:27.425	51.343	55.390	40.692	171.8	5:32.240								
3	1	2:25.638	51.220	55.216	39.202	178.2	7:57.878								
4	1	2:22.353	50.179	53.075	39.099	175.1	10:20.231								
5	1	2:22.710	50.459	53.293	38.958	174.5	12:42.941								
6	1	2:25.361	50.711	54.915	39.735	173.7	15:08.302								
7	1	2:23.775	50.829	53.295	39.651	173.7	17:32.077								
8	1	2:23.596	50.800	53.392	39.404	170.9	19:55.673								
9	1	2:25.257	51.214	53.640	40.403	173.1	22:20.930								
10	1	2:38.974 B	54.024	54.482	50.468	167.0	24:59.904								
7		Porsche 911				GTL									
		1. Franz WUNDERLICH													
		2. Peter PRALLER													
1	1	3:54.828	2:17.896	55.926	41.006		3:54.828								
2	1	2:26.383	52.305	54.447	39.631	172.3	6:21.211								
3	1	2:26.608	51.770	55.047	39.791	173.7	8:47.819								
4	1	2:27.206	52.633	55.062	39.511	168.6	11:15.025								
5	1	2:26.980	51.597	54.486	40.897	173.4	13:42.005								
6	1	2:26.212	51.895	54.514	39.803	170.1	16:08.217								
7	1	2:24.736	51.261	54.129	39.346	175.9	18:32.953								
8	1	2:34.136 B	51.383	54.643	48.110	175.1	21:07.089								
9	1	4:26.116	2:49.705	54.914	41.497		25:33.205								
10	1	2:28.027	52.087	55.762	40.178	174.5	28:01.232								
11	1	2:33.247	53.556	58.468	41.223	174.0	30:34.479								
12	1	2:41.037	55.435	1:01.639	43.963	171.8	33:15.516								
13	1	2:54.492 B	58.847	1:03.415	52.230	145.5	36:10.008								
8		Porsche 911				GTL									
		1. Colin PATON													
		2. Nigel ARMSTRONG													
1	1	2:59.093	1:20.619	56.588	41.886		2:59.093								
2	1	2:30.485	54.228	56.745	39.512	123.1	5:29.578								
3	1	2:32.012 B	51.631	55.698	44.683	173.4	8:01.590								
4	1	3:14.914	1:41.595	53.690	39.629		11:16.504								
5	1	2:25.197	51.705	53.434	40.058	170.9	13:41.701								
6	1	2:23.361	51.168	52.752	39.441	172.8	16:05.062								
7	1	2:28.182 B	51.769	53.388	43.025	174.0	18:33.244								
8	1	4:26.008	2:47.287	58.702	40.019		22:59.252								
10		Porsche 911				GTL									
		1. Antonio SIMOES													
		2. Roberto RUSSO													
1	1	3:03.660	1:27.788	55.152	40.720		3:03.660								
2	1	2:28.007	51.773	55.733	40.501	174.8	5:31.667								
3	1	2:24.112	50.405	54.448	39.259	174.5	7:55.779								
4	1	2:21.876	50.095	52.570	39.211	174.5	10:17.655								
5	1	2:21.536	49.784	52.535	39.217	174.2	12:39.191								
6	1	2:21.240	50.062	52.153	39.025	174.5	15:00.431								
7	1	2:26.058 B	50.164	51.920	43.974	176.5	17:26.489								
8	1	4:42.763	3:01.573	59.523	41.667		22:09.252								
9	1	2:28.442	52.159	55.469	40.814	165.0	24:37.694								
10	1	2:28.333	52.119	55.658	40.556	168.6	27:06.027								
11	1	2:27.673	52.949	54.622	40.102	172.8	29:33.700								
12	1	2:36.664	56.009	59.674	40.981	171.2	32:10.364								
13	1	2:41.748	55.949	1:01.353	44.446	174.0	34:52.112								
14	1	3:14.315 B	1:06.027	1:10.173	58.115	125.1	38:06.427								
11		Porsche 911				GTL-ELI									
		1. John BENNETT													
		2. James COTTINGHAM													
1	1	3:01.018	1:23.052	56.814	41.152		3:01.018								
2	1	2:34.538	54.131	58.221	42.186	151.6	5:35.556								
3	1	2:29.813	53.220	55.860	40.733	166.2	8:05.369								
4	1	2:28.672	52.103	55.995	40.574	170.4	10:34.041								
5	1	2:28.269	52.574	55.266	40.429	168.0	13:02.310								
6	1	2:27.961	52.211	54.683	41.067	169.6	15:30.271								
7	1	2:27.783	52.683	54.846	40.254	166.0	17:58.054								
8	1	2:35.033 B	52.805	55.924	46.304	170.4	20:33.087								
9	1	4:17.858	2:42.950	53.847	41.061		24:50.945								
10	1	2:27.761	53.888	53.111	40.762	166.2	27:18.706								
11	1	2:27.742	52.921	54.375	40.446	167.0	29:46.448								
12	1	2:36.030	55.665	59.113	41.252	167.0	32:22.478								
13	1	2:41.824	57.224	1:00.355	44.245	158.9	35:04.302								
14	1	2:50.031	58.569	1:05.973	45.489	164.2	37:54.333								
15	1	3:18.486	1:00.830	1:28.769	48.887	162.8	41:12.819								
12		Porsche 911				GTL									
		1. Bertrand CHAPUIS													
		2. Henrique GEMPERLE													
1	1	2:58.239	1:16.203	59.972	42.064		2:58.239								
2	1	2:36.000	53.886	58.418	43.696	152.9	5:34.239								
3	1	2:33.160	54.621	57.080	41.459	154.7	8:07.399								
4	1	2:30.414	53.078	56.256	41.080	155.3	10:37.813								
5	1	2:28.455	53.010	54.710	40.735	155.5	13:06.268								
6	1	2:27.899	52.651	54.657	40.591	156.4	15:34.167								
7	1	2:27.620	52.764	54.371	40.485	156.4	18:01.787								
8	1	2:27.341	52.467	54.189	40.685	157.3	20:29.128								
9	1	2:28.775	52.252	55.932	40.591	157.8	22:57.903								
10	1	2:27.650	52.628	54.335	40.687	158.3	25:25.553								
11	1	2:42.791 B	53.205	55.848	53.738	157.6	28:08.344								
12	1	5:08.270	3:14.413	1:07.985	45.872		33:16.614								
13	1	2:49.085	1:00.401	1:03.339	45.345	148.1	36:05.699								



2.0L CUP HUNGARORING CLASSIC PRIVATE PRACTICE

Sector Analysis

■ Personal Best ■ Session Best B Crossing the finish line in pit lane

Lap	D	Time	Sector 1	Sector 2	Sector 3	T. Spd	Elapsed
14	1	2:59.112	1:00.433	1:10.652	48.027	151.8	39:04.811
19	Porsche 911 1. Jose Ruben ZANCHETTA 2. James TURNER GTL						
1	1	3:23.298	1:37.410	1:00.150	45.738		3:23.298
2	1	2:35.626	54.274	59.241	42.111	166.5	5:58.924
3	1	2:34.264	53.623	57.827	42.814	166.7	8:33.188
4	1	2:40.822	B 53.753	55.982	51.087	169.3	11:14.010
5	1	5:24.218	3:44.613	57.489	42.116		16:38.228
6	1	2:27.953	51.425	55.630	40.898	170.9	19:06.181
7	1	2:25.559	51.014	54.243	40.302	173.7	21:31.740
8	1	2:25.544	50.714	55.040	39.790	172.0	23:57.284
9	1	2:28.557	52.364	54.974	41.219	174.0	26:25.841
10	1	2:28.128	52.707	54.945	40.476	170.4	28:53.969
11	1	3:08.799	1:23.058	1:02.930	42.811	167.5	32:02.768
12	1	2:58.562	58.501	1:10.089	49.972	165.5	35:01.330
13	1	3:19.584	B 1:03.580	1:13.890	1:02.114	162.3	38:20.914

Lap	D	Time	Sector 1	Sector 2	Sector 3	T. Spd	Elapsed
20	Porsche 911 1. Oscar ROVELLI 2. Mike JORDAN GTL-ELI						
1	1	2:39.891	58.825	58.973	42.093		2:39.891
2	1	2:30.463	53.410	56.407	40.646	165.0	5:10.354
3	1	2:25.401	51.941	53.758	39.702	172.0	7:35.755
4	1	2:23.049	50.811	53.064	39.174	170.9	9:58.804
5	1	2:22.745	50.695	52.843	39.207	172.3	12:21.549
6	1	2:21.893	50.524	52.519	38.850	170.9	14:43.442
7	1	2:23.019	50.604	52.748	39.667	172.6	17:06.461
8	1	2:32.407	B 50.769	52.853	48.785	169.9	19:38.868
9	1	3:56.848	2:20.040	55.386	41.422		23:35.716
10	1	2:26.449	52.096	53.635	40.718	169.1	26:02.165
11	1	2:26.596	52.472	53.781	40.343	169.1	28:28.761
12	1	2:40.349	B 52.440	59.508	48.401	170.1	31:09.110
13	1	5:25.382	3:39.325	1:02.086	43.971		36:34.492
14	1	2:51.816	57.361	1:07.513	46.942	166.7	39:26.308
15	1	2:55.421	1:00.573	1:07.624	47.224	160.1	42:21.729

Lap	D	Time	Sector 1	Sector 2	Sector 3	T. Spd	Elapsed
23	Porsche 911 1. Frederic LEMOS 2. Adriano NICODEMI GTL						
1	1	3:20.891	1:40.885	57.776	42.230		3:20.891
2	1	2:27.620	52.770	54.523	40.327	163.2	5:48.511
3	1	2:43.494	52.587	1:10.194	40.713	163.7	8:32.005
4	1	2:27.798	52.615	54.396	40.787	161.8	10:59.803
5	1	2:28.134	52.968	54.667	40.499	162.5	13:27.937
6	1	2:27.046	52.255	54.033	40.758	162.0	15:54.983
7	1	2:26.778	52.799	53.923	40.056	163.2	18:21.761
8	1	2:53.532	B 52.848	1:06.907	53.777	162.8	21:15.293
9	1	4:22.780	2:41.753	57.762	43.265		25:38.073
10	1	2:37.419	55.298	59.096	43.025	160.8	28:15.492
11	1	2:36.794	54.948	59.309	42.537	160.8	30:52.286
12	1	3:06.890	B 58.472	1:07.246	1:01.172	162.8	33:59.176

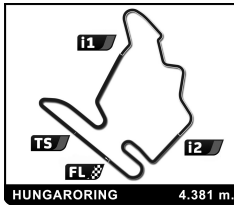
Lap	D	Time	Sector 1	Sector 2	Sector 3	T. Spd	Elapsed
24	Porsche 911 1. Didier DENAT GTL						
1	1	3:15.165	1:36.378	57.201	41.586		3:15.165
2	1	2:30.283	56.097	54.406	39.780	105.7	5:45.448
3	1	2:24.427	51.476	53.419	39.532	169.9	8:09.875
4	1	2:24.342	50.580	54.111	39.651	172.3	10:34.217

Lap	D	Time	Sector 1	Sector 2	Sector 3	T. Spd	Elapsed
5	1	2:23.627	51.021	52.936	39.670	172.8	12:57.844
6	1	2:22.704	50.859	52.638	39.207	172.6	15:20.548
7	1	2:22.032	50.535	52.351	39.146	170.9	17:42.580
8	1	2:22.601	50.357	52.883	39.361	172.0	20:05.181
9	1	2:29.985	B 51.017	54.222	44.746	170.7	22:35.166
10	1	4:27.689	2:51.840	55.219	40.630		27:02.855
11	1	2:28.845	53.706	55.009	40.130	168.8	29:31.700
12	1	2:35.409	55.693	59.151	40.565	166.7	32:07.109
13	1	2:43.025	56.171	1:02.077	44.777	170.1	34:50.134
14	1	2:51.215	57.665	1:07.415	46.135	167.3	37:41.349
15	1	2:59.960	59.963	1:10.205	49.792	159.6	40:41.309

Lap	D	Time	Sector 1	Sector 2	Sector 3	T. Spd	Elapsed
25	Porsche 911 1. Leon EBELING 2. Rhea SHUTTER GTL						
1	1	3:20.039	1:38.803	58.914	42.322		3:20.039
2	1	2:32.244	55.017	55.912	41.315	157.3	5:52.283
3	1	2:30.821	53.023	56.613	41.185	162.0	8:23.104
4	1	2:36.066	B 53.943	55.209	46.914	159.4	10:59.170
5	1	2:51.527	B 1:12.690	54.736	44.101		13:50.697
6	1	4:33.138	2:57.794	54.954	40.390		18:23.835
7	1	2:26.690	52.260	53.926	40.504	165.7	20:50.525
8	1	2:26.205	52.304	53.477	40.424	166.2	23:16.730
9	1	2:28.916	53.111	54.645	41.160	164.0	25:45.646
10	1	2:29.776	53.036	54.980	41.760	164.5	28:15.422
11	1	2:32.956	53.459	58.606	40.891	166.7	30:48.378
12	1	2:42.683	57.203	1:02.815	42.665	163.7	33:31.061
13	1	3:00.784	58.663	1:16.813	45.308	162.5	36:31.845
14	1	2:58.470	1:01.959	1:09.095	47.416	158.5	39:30.315
15	1	2:58.542	1:00.866	1:07.712	49.964	152.9	42:28.857

Lap	D	Time	Sector 1	Sector 2	Sector 3	T. Spd	Elapsed
26	Porsche 911 1. Dirk EBELING 2. FRED GTL						
1	1	3:41.761	1:50.475	1:05.525	45.761		3:41.761
2	1	2:52.613	B 57.895	1:03.586	51.132	145.9	6:34.374
3	1	7:51.436	6:04.962	1:00.387	46.087		14:25.810
4	1	2:51.148	B 59.930	1:01.079	50.139	131.8	17:16.958
5	1	6:50.492	4:57.972	1:05.866	46.654		24:07.450
6	1	2:49.825	59.520	1:04.085	46.220	154.7	26:57.275
7	1	2:49.513	1:00.124	1:03.467	45.922	160.8	29:46.788
8	1	2:54.477	1:01.210	1:05.142	48.125	151.4	32:41.265
9	1	3:11.627	B 1:02.204	1:11.160	58.263	140.5	35:52.892

Lap	D	Time	Sector 1	Sector 2	Sector 3	T. Spd	Elapsed
32	Porsche 911 1. Marie-Claude FIRMENICH 2. Benjamin MONNAY GTL						
1	1	3:25.552	1:39.254	1:01.844	44.454		3:25.552
2	1	2:39.694	55.894	1:00.551	43.249	166.0	6:05.246
3	1	2:40.347	55.864	1:00.846	43.637	166.0	8:45.593
4	1	2:40.162	55.160	1:01.692	43.310	165.2	11:25.755
5	1	2:37.130	54.884	59.262	42.984	166.0	14:02.885
6	1	2:43.127	B 54.692	57.718	50.717	164.7	16:46.012
7	1	3:45.131	2:02.718	57.874	44.539		20:31.143
8	1	2:38.095	54.053	1:00.768	43.274	167.0	23:09.238
9	1	2:39.819	55.875	1:00.437	43.507	163.5	25:49.057
10	1	2:42.604	56.917	1:00.833	44.854	163.2	28:31.661
11	1	2:49.499	59.663	1:05.511	44.325	154.7	31:21.160
12	1	3:02.580	B 1:00.969	1:04.256	57.355	148.1	34:23.740

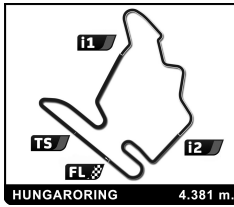


2.0L CUP HUNGARORING CLASSIC PRIVATE PRACTICE

Sector Analysis

■ Personal Best ■ Session Best B Crossing the finish line in pit lane

Lap	D	Time	Sector 1	Sector 2	Sector 3	T. Spd	Elapsed	Lap	D	Time	Sector 1	Sector 2	Sector 3	T. Spd	Elapsed	
42	Porsche 911															
	1. Stephan KOENIG															
	2. Philipp KOENIG															
	1	1	2:41.441	1:00.477	58.376	42.588		2:41.441	11	1	6:11.925	4:33.644	58.029	40.252		32:36.591
	2	1	2:29.358	52.337	56.505	40.516	168.3	5:10.799	12	1	2:43.512 B	56.188	58.166	49.158	161.5	35:20.103
	3	1	2:27.143	52.371	54.011	40.761	171.5	7:37.942								
	4	1	2:25.133	52.336	53.302	39.495	168.6	10:03.075								
	5	1	2:24.962	51.564	53.983	39.415	170.9	12:28.037								
	6	1	2:24.604	51.244	53.736	39.624	169.9	14:52.641								
	7	1	2:32.479 B	51.117	53.445	47.917	170.7	17:25.120								
	8	1	5:43.322	4:02.895	56.320	44.107		23:08.442								
	9	1	2:43.759 B	54.056	59.039	50.664	161.5	25:52.201								
	10	1	5:56.113	4:07.578	1:05.716	42.819		31:48.314								
11	1	2:46.957	58.788	1:02.877	45.292	167.3	34:35.271									
12	1	2:59.224	1:01.362	1:09.297	48.565	152.5	37:34.495									
56	Porsche 911															
	1. Shaun LYNN															
	2. Richard MEINS															
	1	1	3:29.399	1:43.841	1:02.461	43.097		3:29.399								
	2	1	2:29.715	52.709	56.030	40.976	171.2	5:59.114								
	3	1	2:27.355	51.561	54.965	40.829	174.2	8:26.469								
	4	1	2:26.616	52.550	53.943	40.123	172.8	10:53.085								
	5	1	2:24.186	51.517	52.976	39.693	174.2	13:17.271								
	6	1	2:36.807 B	51.174	54.137	51.496	174.8	15:54.078								
	7	1	6:49.914	5:01.309	1:04.382	44.223		22:43.992								
8	1	3:04.278 B	58.279	1:04.612	1:01.387	158.7	25:48.270									
9	1	14:54.955	...	1:14.287	54.222		40:43.225									
61	Porsche 911															
	1. Guillermo FIERRO															
	2. Steve HART															
	1	1	3:02.241	1:23.596	57.433	41.212		3:02.241								
	2	1	2:29.288	52.474	56.108	40.706	169.3	5:31.529								
	3	1	2:27.727	51.373	56.463	39.891	168.8	7:59.256								
	4	1	2:26.362	51.450	54.813	40.099	170.1	10:25.618								
	5	1	2:25.687	51.571	54.071	40.045	170.7	12:51.305								
	6	1	2:25.309	51.619	53.677	40.013	171.2	15:16.614								
	7	1	2:24.206	51.394	53.385	39.427	169.9	17:40.820								
	8	1	2:30.369 B	51.534	55.277	43.558	169.6	20:11.189								
	9	1	5:04.748	3:26.494	56.098	42.156		25:15.937								
	10	1	2:30.862	54.060	56.208	40.594	169.6	27:46.799								
	11	1	2:30.232	53.473	56.599	40.160	166.5	30:17.031								
	12	1	2:38.412	56.021	1:00.795	41.596	169.3	32:55.443								
13	1	2:44.107	57.971	1:01.720	44.416	164.0	35:39.550									
14	1	3:08.073	1:01.649	1:17.345	49.079	165.5	38:47.623									
64	Porsche 911															
	1. Andrew SMITH															
	2. Oliver BRYANT															
	1	1	2:40.169	1:04.360	55.148	40.661		2:40.169								
	2	1	2:21.782	50.691	51.864	39.227	170.7	5:01.951								
	3	1	2:19.481	49.844	51.063	38.574	171.5	7:21.432								
	4	1	2:18.761	49.527	50.985	38.249	171.5	9:40.193								
	5	1	2:19.261	49.856	51.020	38.385	172.3	11:59.454								
	6	1	2:20.285	50.002	51.245	39.038	172.6	14:19.739								
	7	1	2:36.451 B	53.209	55.208	48.034	171.8	16:56.190								
8	1	4:38.227	3:08.489	51.467	38.271		21:34.417									
9	1	2:18.110	49.139	51.032	37.939	171.5	23:52.527									
10	1	2:32.139 B	52.989	53.540	45.610	172.3	26:24.666									
68	Porsche 911															
	1. Michiel VAN DUJVENDIJK															
	2. Pascal PANDELAAR															
	1	1	3:03.319	1:26.625	55.660	41.034		3:03.319								
	2	1	2:27.194	51.740	55.260	40.194	169.9	5:30.513								
	3	1	2:23.942	50.808	53.800	39.334	176.5	7:54.455								
	4	1	2:21.654	50.560	52.209	38.885	173.7	10:16.109								
	5	1	2:21.795	50.637	52.255	38.903	173.7	12:37.904								
	6	1	2:21.692	50.777	51.850	39.065	173.1	14:59.596								
	7	1	2:34.179	54.358	56.340	43.481	174.2	17:33.775								
	8	1	2:22.594	51.181	52.216	39.197	173.7	19:56.369								
	9	1	2:23.840	51.012	53.402	39.426	175.9	22:20.209								
	10	1	2:29.511 B	51.082	52.308	46.121	173.7	24:49.720								
	11	1	3:45.853	2:12.987	53.531	39.335		28:35.573								
	12	1	2:36.746 B	54.897	57.950	43.899	176.5	31:12.319								
13	1	4:04.103	2:21.240	59.467	43.396		35:16.422									
14	1	2:51.488	57.709	1:07.816	45.963	171.8	38:07.910									
15	1	3:12.648 B	1:05.308	1:12.526	54.814	152.5	41:20.558									
72	Porsche 911															
	1. Richard COOK															
	2. Harvey STANLEY															
	1	1	2:43.837	1:03.613	57.662	42.562		2:43.837								
	2	1	2:27.154	50.816	56.052	40.286	172.3	5:10.991								
	3	1	2:21.112	50.041	51.990	39.081	177.1	7:32.103								
	4	1	2:21.727	49.942	52.614	39.171	177.6	9:53.830								
	5	1	2:19.639	49.153	51.785	38.701	177.4	12:13.469								
	6	1	2:20.581	50.287	51.675	38.619	174.8	14:34.050								
	7	1	2:31.229 B	51.077	52.707	47.445	175.9	17:05.279								
	8	1	4:37.208	3:03.466	54.358	39.384		21:42.487								
	9	1	2:24.580	51.546	53.661	39.373	173.7	24:07.067								
	10	1	2:26.616	52.324	54.674	39.618	172.6	26:33.683								
	11	1	2:25.560	52.313	54.120	39.127	172.0	28:59.243								
	12	1	2:31.355	52.723	58.860	39.772	174.2	31:30.598								
13	1	2:38.107	55.802	1:00.290	42.015	172.3	34:08.705									
14	1	2:43.644	56.667	1:03.347	43.630	167.8	36:52.349									
15	1	3:06.312 B	58.238	1:13.316	54.758	167.0	39:58.661									
75	Porsche 911															
	1. Simon EVANS															
	2. James LITTLEJOHN															
	1	1	2:46.445	1:15.452	52.059	38.934		2:46.445								
	2	1	2:22.489	49.887	53.804	38.798	167.0	5:08.934								
	3	1	2:19.459	50.151	51.303	38.005	170.7	7:28.393								
	4	1	2:17.720	49.359	50.493	37.868	170.1	9:46.113								
	5	1	2:18.072	49.525	50.383	38.164	172.0	12:04.185								
	6	1	2:17.292	49.165	50.169	37.958	171.5	14:21.477								
	7	1	2:27.652 B	49.677	51.045	46.930	172.3	16:49.129								
	8	1	4:28.059	2:48.791	57.844	41.424		21:17.188								
	9	1	2:28.522	53.352	54.982	40.188	166.7	23:45.710								
	10	1	2:29.310	53.656	54.966	40.688	168.6	26:15.020								
	11	1	2:28.865	53.422	55.203	40.240	167.8	28:43.885								
	12	1	2:41.352	53.832	1:05.094	42.426	169.1	31:25.237								
13	1	2:46.143	57.633	1:03.585	44.925	169.3	34:11.380									
14	1	3:08.181 B	1:02.467	1:09.973	55.741	149.1	37:19.561									



2.0L CUP HUNGARORING CLASSIC PRIVATE PRACTICE

Sector Analysis

■ Personal Best ■ Session Best B Crossing the finish line in pit lane

Lap	D	Time	Sector 1	Sector 2	Sector 3	T. Spd	Elapsed	Lap	D	Time	Sector 1	Sector 2	Sector 3	T. Spd	Elapsed
77 Porsche 911 1. Mark SUMPTER 2. Andrew JORDAN															
1	1	2:40.621	59.066	59.172	42.383		2:40.621	4	1	2:22.120	50.505	52.361	39.254	170.4	9:53.534
2	1	2:23.549	50.723	53.257	39.569	172.3	5:04.170	5	1	2:23.029	50.800	52.505	39.724	169.9	12:16.563
3	1	2:21.056	49.918	52.048	39.090	172.6	7:25.226	6	1	2:22.089	50.296	52.319	39.474	168.0	14:38.652
4	1	2:20.696	49.591	51.884	39.221	173.1	9:45.922	7	1	2:21.602	50.013	52.560	39.029	168.8	17:00.254
5	1	2:22.048	50.368	51.919	39.761	170.1	12:07.970	8	1	2:33.481 B	52.673	54.690	46.118	168.8	19:33.735
6	1	2:21.789	50.713	51.551	39.525	167.5	14:29.759	9	1	4:17.123	2:43.476	53.896	39.751		23:50.858
7	1	2:19.690	49.010	51.537	39.143	174.5	16:49.449	10	1	2:26.638	52.608	53.682	40.348	169.3	26:17.496
8	1	2:20.187	49.356	51.970	38.861	172.6	19:09.636	11	1	2:28.469	53.478	54.337	40.654	169.3	28:45.965
9	1	2:27.251 B	50.278	52.626	44.347	174.2	21:36.887	12	1	2:39.904	54.633	1:01.646	43.625	168.0	31:25.869
10	1	3:52.012	2:18.894	53.565	39.553		25:28.899	13	1	2:50.244	1:00.894	1:03.588	45.762	157.1	34:16.113
11	1	2:22.288	50.489	52.209	39.590	172.3	27:51.187	14	1	2:56.136	1:01.057	1:08.236	46.843	155.8	37:12.249
12	1	2:29.796 B	51.143	55.249	43.404	172.8	30:20.983								
13	1	4:16.252	2:35.561	58.615	42.076		34:37.235								
14	1	2:40.592	55.319	1:01.946	43.327	170.4	37:17.827								
84 Porsche 911 1. Stephen JONES 2. Robert BARRIE															
1	1	2:43.478	1:02.825	58.125	42.528		2:43.478								
2	1	2:28.639	53.008	55.531	40.100	169.6	5:12.117								
3	1	2:26.192	51.624	54.078	40.490	175.9	7:38.309								
4	1	2:25.561	52.403	53.569	39.589	177.1	10:03.870								
5	1	2:25.529	51.198	54.467	39.864	176.2	12:29.399								
6	1	2:25.250	50.618	55.133	39.499	175.1	14:54.649								
7	1	2:23.029	50.399	52.823	39.807	174.2	17:17.678								
8	1	2:28.607 B	50.551	54.253	43.803	174.8	19:46.285								
9	1	5:10.566	3:32.972	55.331	42.263		24:56.851								
10	1	2:40.920 B	54.684	55.730	50.506	163.0	27:37.771								
11	1	3:35.681	1:53.777	59.897	42.007		31:13.452								
12	1	3:07.798	55.820	1:25.600	46.378	169.1	34:21.250								
13	1	2:55.273	1:00.786	1:08.015	46.472	144.6	37:16.523								
14	1	3:13.812	1:02.883	1:21.178	49.751	153.6	40:30.335								
164 Porsche 911 1. Daniele PERFETTI 2. Ambrogio PERFETTI															
1	1	2:31.193	56.393	54.799	40.001		2:31.193								
2	1	2:22.500	50.723	52.815	38.962	169.9	4:53.693								
3	1	2:21.546	49.921	52.638	38.987	173.1	7:15.239								
4	1	2:20.641	49.898	52.048	38.695	173.7	9:35.880								
5	1	2:20.859	50.043	51.992	38.824	173.4	11:56.739								
6	1	2:26.022 B	50.055	52.000	43.967	174.0	14:22.761								
7	1	3:59.183 B	2:05.715	55.186	58.282		18:21.944								
8	1	3:24.535	1:51.117	53.617	39.801		21:46.479								
9	1	2:22.986	51.239	51.961	39.786	167.3	24:09.465								
10	1	2:25.660	52.814	52.939	39.907	169.9	26:35.125								
11	1	2:25.673	52.582	53.350	39.741	168.6	29:00.798								
12	1	3:02.441	1:21.555	1:00.428	40.458	170.4	32:03.239								
13	1	2:45.578	58.775	1:02.741	44.062	169.6	34:48.817								
14	1	3:04.987 B	58.120	1:10.075	56.792	161.5	37:53.804								
757 Porsche 911 1. UWE BRUSCHNIK 2. Robert HAUG															
1	1	2:42.107	1:01.666	57.614	42.827		2:42.107								
2	1	2:26.164	51.963	54.446	39.755	169.1	5:08.271								
3	1	2:23.143	50.722	53.033	39.388	170.9	7:31.414								