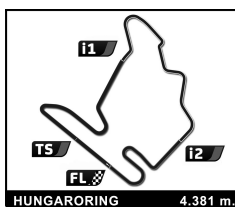


HERITAGE TOURING CUP HUNGARORING CLASSIC QUALIFYING

Sector Analysis

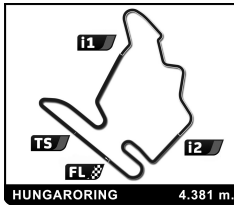
							■ Personal Best ■ Session Best ■ Crossing the finish line in pit lane								
Lap	D	Time	Sector 1	Sector 2	Sector 3	T. Spd	Elapsed	Lap	D	Time	Sector 1	Sector 2	Sector 3	T. Spd	Elapsed
5 FORD Capri 2600 RS 1973 1. Alain VÖGELE TC2							5 1 2:09.943 46.757 47.593 35.593 183.0 11:30.256 6 1 2:09.785 46.409 47.960 35.416 187.1 13:40.041 7 1 2:13.442 B 46.688 47.454 39.300 183.6 15:53.483 8 1 3:59.445 2:27.867 53.266 38.312 19:52.928 9 1 2:17.740 48.662 51.673 37.405 175.1 22:10.668 10 1 3:04.763 58.219 1:13.866 52.678 183.3 25:15.431 11 1 2:29.443 1:00.267 50.568 38.608 76.1 27:44.874 12 1 2:19.348 48.136 51.062 40.150 184.0 30:04.222 13 1 2:15.606 48.466 50.149 36.991 177.6 32:19.828 14 1 2:13.753 47.196 49.838 36.719 182.1 34:33.581 15 1 2:14.512 47.250 50.081 37.181 185.2 36:48.093 16 1 2:14.298 47.758 49.527 37.013 181.8 39:02.391 17 1 2:13.722 47.436 50.006 36.280 180.3 41:16.113								
7 FORD Capri 2600 RS 1975 1. Carlo VÖGELE TC2							1 1 2:25.946 58.992 50.190 36.764 2:25.946 2 1 2:12.326 46.939 48.917 36.470 184.0 4:38.272 3 1 2:09.350 45.633 47.742 35.975 193.1 6:47.622 4 1 2:09.330 45.556 47.872 35.902 193.8 8:56.952 5 1 2:27.137 B 46.721 49.998 50.418 194.5 11:24.089 6 1 11:35.127 ... 51.104 38.988 22:59.216 7 1 3:29.525 1:25.748 1:22.581 41.196 75.7 26:28.741 8 1 2:33.952 B 50.783 50.952 52.217 185.5 29:02.693								
9 FORD Capri 2600 RS 1973 1. Thomas STUDER TC2							1 1 2:48.427 1:11.788 55.894 40.745 2:48.427 2 1 2:15.802 49.120 50.135 36.547 167.3 5:04.229 3 1 2:12.551 47.280 49.117 36.154 184.3 7:16.780 4 1 2:25.838 B 46.414 49.212 50.212 186.5 9:42.618 5 1 3:52.965 2:26.723 49.495 36.747 13:35.583 6 1 2:12.526 47.130 48.722 36.674 184.9 15:48.109 7 1 2:13.733 48.660 48.844 36.229 185.5 18:01.842 8 1 2:11.557 46.956 48.715 35.886 189.4 20:13.399 9 1 2:11.043 46.499 48.592 35.952 188.4 22:24.442 10 1 2:54.625 49.722 1:13.234 51.669 187.1 25:19.067 11 1 2:24.052 58.813 48.541 36.698 79.9 27:43.119 12 1 2:11.633 46.867 48.632 36.134 184.6 29:54.752 13 1 2:11.981 46.781 48.928 36.272 184.9 32:06.733 14 1 2:10.620 47.128 47.749 35.743 185.2 34:17.353 15 1 2:09.856 46.249 47.831 35.776 187.4 36:27.209 16 1 2:11.267 46.482 48.967 35.818 189.4 38:38.476 17 1 2:49.299 B 46.792 51.701 1:10.806 186.8 41:27.775								
11 BMW 3.0 CSL 1975 1. Charles FIRMENICH 2. Serge TABERY TC2							1 1 2:40.089 1:06.920 54.173 38.996 2:40.089 2 1 2:14.641 48.403 49.907 36.331 178.5 4:54.730 3 1 2:13.452 47.299 49.472 36.681 184.0 7:08.182 4 1 2:12.131 47.068 48.574 36.489 188.1 9:20.313								
14 FORD Capri 2600 RS 1972 1. Yves VÖGELE TC2							1 1 3:13.178 1:29.698 59.547 43.933 3:13.178 2 1 2:26.582 51.816 55.020 39.746 195.2 5:39.760 3 1 2:16.560 47.518 50.333 38.709 197.7 7:56.320 4 1 2:11.104 46.476 48.681 35.947 198.4 10:07.424 5 1 2:24.525 B 46.710 50.102 47.713 197.0 12:31.949 6 1 3:45.683 2:19.971 49.555 36.157 16:17.632 7 1 2:10.397 47.086 47.788 35.523 195.5 18:28.029 8 1 2:10.930 45.759 49.424 35.747 196.6 20:38.959 9 1 2:08.233 45.442 47.519 35.272 195.2 22:47.192 10 1 2:37.921 56.661 58.402 42.858 197.3 25:25.113 11 1 2:21.009 54.904 48.835 37.270 94.5 27:46.122 12 1 2:16.222 47.012 51.644 37.566 195.5 30:02.344 13 1 2:07.305 45.287 46.937 35.081 193.5 32:09.649 14 1 2:07.972 45.127 47.511 35.334 196.2 34:17.621 15 1 2:08.287 45.062 47.127 36.098 197.3 36:25.908 16 1 2:07.143 45.102 47.225 34.816 196.6 38:33.051 17 1 2:09.031 46.245 47.408 35.378 197.0 40:42.082								
16 FORD Escort 1600 RS 1972 1. Damien KOHLER TC2							1 1 2:40.779 1:07.739 54.030 39.010 2:40.779 2 1 2:14.545 48.487 49.698 36.360 188.1 4:55.324 3 1 2:09.410 46.193 48.031 35.186 190.1 7:04.734 4 1 2:08.506 45.605 47.594 35.307 188.7 9:13.240 5 1 2:17.760 B 45.432 48.239 44.089 189.1 11:31.000 6 1 4:12.578 2:48.968 48.488 35.122 15:43.578 7 1 2:08.237 45.520 47.488 35.229 190.7 17:51.815 8 1 2:08.688 45.717 47.480 35.491 190.4 20:00.503 9 1 2:15.876 47.572 49.717 38.587 189.7 22:16.379 10 1 3:01.011 B 53.485 1:14.054 53.472 189.4 25:17.390 11 1 3:59.499 2:24.418 53.931 41.150 29:16.889 12 1 2:37.605 B 51.240 54.225 52.140 182.7 31:54.494								
17 FORD Escort 1600 RS 1971 1. Claude BOISSY 2. Alain MIRAN TC2							1 1 2:48.298 1:12.480 55.571 40.247 2:48.298 2 1 2:09.639 46.159 47.542 35.938 188.1 4:57.937 3 1 2:09.933 45.398 48.488 36.047 186.5 7:07.870 4 1 2:45.299 B 49.557 58.571 57.171 184.0 9:53.169 5 1 4:54.211 3:20.341 54.349 39.521 14:47.380 6 1 2:19.766 48.649 53.865 37.252 181.8 17:07.146								



HERITAGE TOURING CUP HUNGARORING CLASSIC QUALIFYING

Sector Analysis

										Personal Best		Session Best		B Crossing the finish line in pit lane			
Lap	D	Time	Sector 1	Sector 2	Sector 3	T. Spd	Elapsed	Lap	D	Time	Sector 1	Sector 2	Sector 3	T. Spd	Elapsed		
7	1	2:20.179	47.139	54.810	38.230	185.5	19:27.325	13	1	2:08.640	46.121	47.332	35.187	188.7	33:46.895		
8	1	2:17.928	47.290	52.940	37.698	182.1	21:45.253	14	1	2:07.552	45.459	46.855	35.238	189.4	35:54.447		
9	1	2:39.070	48.164	1:01.634	49.272	179.1	24:24.323	15	1	2:06.995	45.391	46.721	34.883	189.7	38:01.442		
10	1	2:43.876	1:13.750	53.673	36.453	88.6	27:08.199	16	1	2:07.413	45.325	46.471	35.617	189.4	40:08.855		
11	1	2:14.561	47.029	50.652	36.880	179.7	29:22.760										
12	1	2:24.298	47.360	55.314	41.624	184.6	31:47.058										
13	1	2:15.948	48.260	50.485	37.203	176.5	34:03.006										
14	1	2:14.832	47.143	50.714	36.975	182.1	36:17.838										
15	1	2:13.961	46.712	50.264	36.985	181.5	38:31.799										
25	BMW 3.0 CSL 1975 1. Christian TRABER TC2																
1	1	3:03.619	B	1:17.665	58.594	47.360	3:03.619	1	1	2:40.699	1:08.351	53.994	38.354		2:40.699		
2	1	8:02.219		6:37.019	48.315	36.885	11:05.838	2	1	2:08.725	44.843	48.939	34.943	214.4	4:49.424		
3	1	2:05.226		44.667	45.596	34.963	188.4	13:11.064	3	1	2:04.583	44.189	46.189	34.205	216.1	6:54.007	
4	1	2:05.819		44.302	46.907	34.610	197.7	15:16.883									
28	FORD Escort 1600 RS 1975 1. Peter VÖGELE TC2																
1	1	3:14.381		1:30.495	1:00.081	43.805	3:14.381	1	1	2:30.746	54.525	56.341	39.880	153.8	5:43.916		
2	1	2:26.246		51.372	54.880	39.994	183.3	5:40.627	2	1	2:26.924	52.882	54.320	39.722	170.9	8:10.840	
3	1	2:17.381		47.977	49.514	39.890	186.8	7:58.008	3	1	2:24.728	51.341	53.597	39.790	169.6	10:35.568	
4	1	2:14.372		48.728	49.270	36.374	185.2	10:12.380	4	1	2:24.932	51.627	53.715	39.590	168.6	13:00.500	
5	1	2:13.359		47.670	49.187	36.502	186.2	12:25.739	5	1	2:27.050	51.227	55.654	40.169	169.9	15:27.550	
6	1	2:14.203		47.517	49.813	36.873	184.3	14:39.942	6	1	2:26.715	52.203	54.731	39.781	170.1	17:54.265	
7	1	2:12.924		47.640	48.771	36.513	183.0	16:52.866	7	1	2:46.888	B	55.278	59.868	51.742	169.3	20:41.153
8	1	2:24.026		B	48.204	49.351	46.471	184.3	19:16.892	8	1	4:21.971	2:14.207	1:10.121	57.643		25:03.124
9	1	4:44.337		3:00.086	53.822	50.429		24:01.229	9	1	2:43.282	1:07.121	55.176	40.985	82.6	27:46.406	
10	1	3:07.929		B	1:15.857	1:01.417	50.655	89.1	27:09.158	10	1	2:24.764	51.504	53.732	39.528	172.6	30:11.170
33	BMW 635 CSI 1985 1. Robert BOOS Group A																
1	1	2:59.214		1:23.296	56.317	39.601	2:59.214	1	1	3:11.579	1:47.669	47.364	36.546		3:11.579		
2	1	2:17.065		48.597	50.663	37.805	188.4	5:16.279	2	1	2:03.413	43.671	45.130	34.612	204.7	5:14.992	
3	1	2:13.922		47.238	49.475	37.209	189.4	7:30.201	3	1	2:03.705	43.754	45.264	34.687	209.1	7:18.697	
4	1	2:14.486		47.376	49.849	37.261	189.4	9:44.687	4	1	2:29.651	B	49.662	51.292	48.697	210.7	9:48.348
5	1	2:15.853		47.353	51.665	36.835	188.7	12:00.540	5	1	5:07.646	3:45.810	46.396	35.440		14:55.994	
6	1	2:14.232		47.086	49.572	37.574	191.4	14:14.772	6	1	3:12.180	B	1:11.224	1:04.742	56.214	95.7	18:08.174
7	1	2:13.555		46.775	49.442	37.338	190.7	16:28.327									
8	1	2:13.325		46.981	49.411	36.933	190.7	18:41.652									
9	1	2:13.126		47.414	49.187	36.525	190.1	20:54.778									
10	1	13:20.808		B			191.1	34:15.586									
36	BMW 635 CSI 1984 1. Franz WUNDERLICH 2. Peter PRALLER Group A																
1	1	2:57.093		1:20.379	56.379	40.335	2:57.093	1	1	3:41.116	2:11.434	50.731	38.951		3:41.116		
2	1	2:11.761		47.879	48.463	35.419	186.2	5:08.854	2	1	2:07.218	45.009	47.051	35.158	195.5	5:48.334	
3	1	2:11.061		46.792	47.745	36.524	189.1	7:19.915	3	1	2:11.554	47.706	47.806	36.042	196.6	7:59.888	
4	1	2:10.919		46.771	48.800	35.348	191.4	9:30.834	4	1	2:19.709	B	47.985	49.618	42.106	186.5	10:19.597
5	1	2:08.413		46.237	47.408	34.768	189.4	11:39.247	5	1	5:06.491	3:43.766	47.329	35.396		15:26.088	
6	1	2:19.219		B	47.489	48.917	42.813	188.1	13:58.466	6	1	2:07.681	45.396	46.913	35.372	195.2	17:33.769
7	1	4:03.759		2:39.833	47.807	36.119		18:02.225	7	1	2:08.323	45.558	47.391	35.374	194.8	19:42.092	
8	1	2:09.381		46.242	48.011	35.128	191.7	20:11.606	8	1	2:14.748	B	45.453	47.180	42.115	193.1	21:56.840
9	1	2:09.235		46.123	47.995	35.117	188.4	22:20.841	9	1	6:34.989	5:11.961	47.473	35.555		28:31.829	
10	1	2:58.006		B	50.059	1:13.648	54.299	191.1	25:18.847	10	1	2:08.391	45.684	47.209	35.498	192.4	30:40.220
11	1	4:09.618		2:44.795	48.867	35.956		29:28.465	11	1	2:07.844	45.422	47.144	35.278	194.1	32:48.064	
12	1	2:09.790		45.888	48.209	35.693	187.4	31:38.255	12	1	2:08.398	45.763	46.923	35.712	194.5	34:56.462	
									13	1	2:07.712	44.832	47.031	35.849	194.5	37:04.174	
									14	1	2:23.185	49.986	54.895	38.304	182.1	39:27.359	
									15	1	2:07.666	45.385	46.911	35.370	190.7	41:35.025	

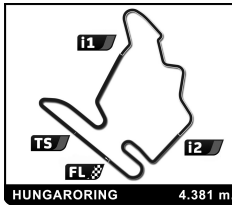


HERITAGE TOURING CUP HUNGARORING CLASSIC QUALIFYING

Sector Analysis

Personal Best Session Best B Crossing the finish line in pit lane

Lap	D	Time	Sector 1	Sector 2	Sector 3	T. Spd	Elapsed	Lap	D	Time	Sector 1	Sector 2	Sector 3	T. Spd	Elapsed	
60	FORD Capri 3100 RS 1975 1.Yvan MAHE 2.Guillaume MAHE							TC2	5	1	2:18.607 B	46.512	48.929	43.166	180.3	14:49.587
6	1	11:44.726	9:32.992	1:22.731	49.003		26:34.313									
7	1	2:27.962	51.475	55.270	41.217	163.5	29:02.275									
8	1	2:29.001	51.984	56.719	40.298	170.1	31:31.276									
9	1	2:31.432	52.815	56.813	41.804	169.6	34:02.708									
10	1	2:27.653	51.651	54.518	41.484	167.8	36:30.361									
11	1	2:48.873 B	51.969	58.448	58.456	167.3	39:19.234									
82	FORD Escort RS Zakspeed 1981 1.Martin KUENDIG							INV	1	1	3:16.715	1:33.265	1:00.474	42.976		3:16.715
2	1	2:22.435	51.725	52.295	38.415	194.1	5:39.150									
3	1	2:13.806	47.503	49.919	36.384	195.2	7:52.956									
4	1	2:13.366	46.657	50.362	36.347	196.2	10:06.322									
5	1	2:14.227	47.231	50.177	36.819	195.9	12:20.549									
6	1	2:13.713	46.807	50.409	36.497	195.5	14:34.262									
7	1	2:33.316 B	50.446	54.601	48.269	156.2	17:07.578									
8	1	4:39.281	3:13.823	49.159	36.299		21:46.859									
9	1	2:36.524	46.776	1:00.656	49.092	197.3	24:23.383									
10	1	2:39.715	1:13.585	49.674	36.456	93.2	27:03.098									
11	1	2:11.847	46.713	48.576	36.558	194.8	29:14.945									
12	1	2:11.257	45.865	49.395	35.997	196.2	31:26.202									
13	1	2:10.983	46.365	48.609	36.009	195.9	33:37.185									
14	1	2:09.801	45.400	48.554	35.847	196.6	35:46.986									
15	1	2:10.805	46.085	48.976	35.744	197.0	37:57.791									
16	1	2:12.304	46.101	48.823	37.380	197.0	40:10.095									
89	FORD Escort 1600 RS 1975 1.Franco MEINERS 2.Luca SARTORI							TC2	1	1	3:24.331	1:48.629	55.490	40.212		3:24.331
2	1	2:13.753	47.395	50.060	36.298	191.1	5:38.084									
3	1	2:12.064	47.142	48.781	36.141	192.8	7:50.148									
4	1	2:12.385	46.520	49.350	36.515	191.1	10:02.533									
5	1	2:46.215 B	53.555	57.478	55.182	191.1	12:48.748									
6	1	5:08.562	3:43.061	48.866	36.635		17:57.310									
7	1	2:48.636	46.805	1:23.495	38.336	182.7	20:45.946									
8	1	2:12.549	46.620	48.395	37.534	189.4	22:58.495									
9	1	3:28.887	1:25.208	1:22.888	40.791	79.8	26:27.382									
10	1	2:10.336	46.242	48.138	35.956	190.7	28:37.718									
11	1	2:11.133	46.359	48.186	36.588	189.4	30:48.851									
12	1	2:10.407	46.384	47.997	36.026	189.4	32:59.258									
13	1	2:26.368 B	51.661	48.808	45.899	188.1	35:25.626									
112	BMW 635 CSI 1985 1.Anthony SCHRAUWEN							Group A	1	1	3:11.012	1:27.025	1:00.977	43.010		3:11.012
2	1	2:24.274	53.300	52.832	38.142	174.0	5:35.286									
3	1	2:22.307	49.402	52.675	40.230	184.0	7:57.593									
4	1	2:27.342 B	51.556	50.124	45.662	155.5	10:24.935									
5	1	3:23.207	1:56.017	50.190	37.000		13:48.142									
6	1	2:14.164	47.996	49.184	36.984	185.5	16:02.306									
7	1	2:15.076	48.040	49.574	37.462	186.5	18:17.382									
8	1	2:15.069	47.763	49.921	37.385	186.2	20:32.451									
9	1	2:14.142	48.025	49.262	36.855	185.2	22:46.593									
10	1	2:36.722	56.172	57.093	43.457	186.8	25:23.315									
11	1	2:22.591	55.677	49.301	37.613	95.9	27:45.906									
12	1	2:16.405	48.142	50.463	37.800	185.2	30:02.311									
66	BMW 635 CSI 1983 1.Armand MILLE							Group A	1	1	3:24.194	1:57.238	49.674	37.282		3:24.194
2	1	2:20.078	48.467	52.234	39.377	179.4	5:44.272									
3	1	2:13.564	47.554	47.658	38.352	178.2	7:57.836									
4	1	2:12.891	49.441	47.284	36.166	183.3	10:10.727									
5	1	2:11.312	46.810	48.198	36.304	183.6	12:22.039									
6	1	2:11.243	46.770	48.323	36.150	186.2	14:33.282									
7	1	2:10.986	47.203	47.409	36.374	184.0	16:44.268									
8	1	2:11.089	46.715	47.713	36.661	185.2	18:55.357									
9	1	2:10.696	46.773	47.665	36.258	185.2	21:06.053									
10	1	2:19.205	47.098	47.108	44.999	184.9	23:25.258									
11	1	3:04.859	1:13.985	1:09.061	41.813	89.8	26:30.117									
12	1	2:10.393	46.862	47.480	36.051	183.3	28:40.510									
13	1	2:10.734	47.028	47.350	36.356	185.8	30:51.244									
14	1	2:10.980	47.006	47.650	36.324	184.6	33:02.224									
15	1	2:11.092	47.559	47.420	36.113	184.6	35:13.316									
16	1	2:10.304	46.542	47.484	36.278	184.9	37:23.620									
17	1	2:10.564	46.694	47.667	36.203	184.3	39:34.184									
18	1	2:10.431	46.914	47.176	36.341	184.9	41:44.615									
71	FORD Mustang 289 1965 1.Mathieu GUYOT-SIONNE 2.Baptiste GUYOT-SIONNE							TC1	1	1	3:53.282	2:08.942	1:01.086	43.254		3:53.282
2	1	2:32.070	54.057	55.805	42.208	162.0	6:25.352									
3	1	2:30.547	53.485	55.650	41.412	165.7	8:55.899									
4	1	2:30.201	53.421	55.241	41.539	157.3	11:26.100									
5	1	2:31.768	53.077	57.420	41.271	163.7	13:57.868									
6	1	2:39.663 B	53.177	58.089	48.397	160.8	16:37.531									
7	1	5:07.320	3:18.638	1:02.865	45.817		21:44.851									
8	1	17:07.414 B	59.563			163.0	38:52.265									
78	BMW 2002 TI 1971 1.Philipp BRUNN 2.Siegfried BRUNN							TC2	1	1	5:48.308	4:15.137	53.438	39.733		5:48.308
2	1	2:18.039	48.250	51.602	38.187	178.5	8:06.347									
3	1	2:13.319	47.603	48.845	36.871	180.6	10:19.666									
4	1	2:11.314	46.642	48.406	36.266	180.6	12:30.980									



HERITAGE TOURING CUP HUNGARORING CLASSIC QUALIFYING

Sector Analysis

■ Personal Best ■ Session Best B Crossing the finish line in pit lane

Lap	D	Time	Sector 1	Sector 2	Sector 3	T. Spd	Elapsed	Lap	D	Time	Sector 1	Sector 2	Sector 3	T. Spd	Elapsed
13	1	2:12.987	47.598	48.792	36.597	184.0	32:15.298								
14	1	2:13.065	47.519	48.938	36.608	186.5	34:28.363								
15	1	2:12.308	47.198	48.728	36.382	186.8	36:40.671								
16	1	2:12.683	47.211	49.052	36.420	186.8	38:53.354								
17	1	2:12.417	46.829	48.603	36.985	187.4	41:05.771								

155 BMW 2002 1975
1. Charles VEILLARD TC2

1	1	3:16.499	1:32.625	1:00.502	43.372		3:16.499
2	1	2:25.311	53.126	54.826	37.359	161.8	5:41.810
3	1	2:26.686 B	47.283	50.135	49.268	188.1	8:08.496
4	1	2:29.425	1:03.214	49.461	36.750		10:37.921
5	1	2:11.893	47.001	48.624	36.268	188.4	12:49.814
6	1	2:11.156	46.729	48.125	36.302	187.8	15:00.970
7	1	2:11.554	46.937	48.354	36.263	188.4	17:12.524
8	1	2:11.680	46.401	48.956	36.323	189.4	19:24.204
9	1	2:42.488 B	49.969	56.547	55.972	188.7	22:06.692
10	1	6:36.421	5:03.537	55.477	37.407		28:43.113
11	1	2:12.202	47.357	48.297	36.548	187.4	30:55.315
12	1	2:10.864	46.590	47.813	36.461	185.5	33:06.179
13	1	2:11.387	46.225	48.822	36.340	187.8	35:17.566
14	1	2:10.776	46.539	47.990	36.247	188.4	37:28.342
15	1	2:11.507	46.839	48.208	36.460	189.7	39:39.849
16	1	3:07.231 B	54.224	1:01.169	1:11.838	188.4	42:47.080

162 FORD Capri 3100 RS 1974
1. Guenther SCHINDLER TC2

1	1	3:16.908	1:46.596	51.379	38.933		3:16.908
2	1	2:18.446	50.133	50.901	37.412	204.4	5:35.354
3	1	2:06.805	44.494	47.128	35.183	207.5	7:42.159
4	1	2:06.303	44.231	46.926	35.146	211.1	9:48.462
5	1	2:07.924	44.495	48.009	35.420	211.5	11:56.386
6	1	2:14.502 B	45.147	47.709	41.646	208.3	14:10.888
7	1	4:32.637	3:09.900	47.499	35.238		18:43.525
8	1	2:07.635	44.449	47.952	35.234	213.6	20:51.160
9	1	2:19.333 B	44.582	48.680	46.071	211.9	23:10.493