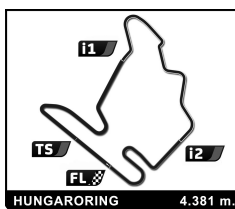


# CLASSIC ENDURANCE RACING 2 HUNGARORING CLASSIC RACE

## Sector Analysis

■ Personal Best ■ Session Best B Crossing the finish line in pit lane

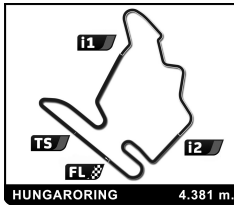
Lap	D	Time	Sector 1	Sector 2	Sector 3	T. Spd	Elapsed	Lap	D	Time	Sector 1	Sector 2	Sector 3	T. Spd	Elapsed
<b>1</b>	<b>CHEETAH G601 1976</b> 1. Beat EGGIMANN P-2L							20	1	2:13.217 <b>B</b>	45.197	45.581	42.439	172.3	41:56.230
	1	1:58.810	44.060	43.092	31.658		1:58.810	21	1	4:10.154	2:50.087	46.183	33.884		46:06.384
	2	1:55.709	40.815	43.112	31.782	219.2	3:54.519	22	1	2:05.950	46.648	45.249	34.053	160.8	48:12.334
	3	1:55.800	40.886	43.143	31.771	217.0	5:50.319	23	1	2:07.057	44.854	47.369	34.834	206.3	50:19.391
	4	1:54.671	40.187	43.042	31.442	218.8	7:44.990	24	1	2:06.759	45.957	46.771	34.031	203.6	52:26.150
	5	1:54.467	40.130	42.870	31.467	218.3	9:39.457	25	1	2:02.364	43.796	45.163	33.405	207.5	54:28.514
	6	1:54.860	40.492	42.535	31.833	217.9	11:34.317	26	1	2:02.450	43.034	44.993	34.423	211.5	56:30.964
	7	1:55.484	40.857	42.969	31.658	217.9	13:29.801	27	1	2:01.288	42.728	44.556	34.004	209.9	58:32.252
	8	1:54.438	40.379	42.510	31.549	218.3	15:24.239	28	1	2:00.953	42.475	44.496	33.982	212.3	1:00:33.205
	9	1:54.816	40.263	42.651	31.902	217.9	17:19.055	29	1	2:04.226	44.432	45.410	34.384	205.1	1:02:37.431
	10	1:55.139	40.168	42.877	32.094	219.6	19:14.194	<b>10</b> <b>OSELLA PA 5 1977</b> 1. Roberto TURRIZIANI P-2L 2. Davide MAZZOLENI							
	11	1:55.304	40.627	42.666	32.011	218.3	21:09.498								
	12	1:55.121	40.913	42.578	31.630	218.8	23:04.619								
	13	1:54.885	40.443	42.795	31.647	218.8	24:59.504								
	14	1:56.408	41.420	42.895	32.093	222.3	26:55.912								
	15	1:55.131	40.552	42.508	32.071	218.3	28:51.043								
	16	1:58.960 <b>B</b>	40.648	43.180	35.132	217.0	30:50.003								
	17	3:21.822	2:06.764	43.039	32.019		34:11.825								
	18	1:55.798	41.108	43.056	31.634	217.4	36:07.623								
	19	1:56.216	41.946	42.689	31.581	221.0	38:03.839								
	20	1:55.944	41.373	42.651	31.920	219.2	39:59.783								
	21	1:55.104	40.593	42.905	31.606	218.8	41:54.887								
	22	1:55.246	40.978	42.742	31.526	219.2	43:50.133								
	23	1:55.831	40.646	43.306	31.879	219.6	45:45.964								
	24	1:55.573	40.615	43.013	31.945	218.3	47:41.537								
	25	1:57.728	42.469	43.314	31.945	219.2	49:39.265								
	26	1:57.820	43.309	42.706	31.805	221.4	51:37.085								
	27	1:58.073	43.224	42.889	31.960	219.6	53:35.158								
	28	1:54.046	40.508	42.162	<b>31.376</b>	218.3	55:29.204								
	29	1:53.187	<b>39.898</b>	<b>41.827</b>	31.462	219.2	57:22.391								
	30	1:54.245	40.235	42.496	31.514	220.1	59:16.636								
	31	1:55.510	40.628	43.354	31.528	218.3	1:01:12.146								
	32	1:53.483	40.176	41.847	31.460	219.2	1:03:05.629								
<b>7</b>	<b>CHEVRON B 21 BDG 1972</b> 1. Jean LEGRAS P-2L														
	2	1:59.827	42.382	44.685	32.760	213.6	4:03.873								
	3	1:58.628	41.759	44.284	<b>32.585</b>	215.3	6:02.501								
	4	2:00.644	42.331	45.072	33.241	211.9	8:03.145								
	5	1:58.989	42.255	44.108	32.626	208.7	10:02.134								
	6	2:00.026	42.348	44.613	33.065	212.3	12:02.160								
	7	2:01.666	42.385	45.433	33.848	211.5	14:03.826								
	8	2:00.343	42.664	44.440	33.239	209.5	16:04.169								
	9	1:59.114	42.332	43.831	32.951	212.3	18:03.283								
	10	<b>1:58.309</b>	<b>41.539</b>	43.908	32.862	214.9	20:01.592								
	11	2:00.454	42.456	44.443	33.555	212.3	22:02.046								
	12	1:59.691	42.321	44.331	33.039	207.1	24:01.737								
	13	2:01.125	43.679	44.529	32.917	211.5	26:02.862								
	14	2:01.602	42.226	44.962	34.414	211.1	28:04.464								
	15	2:00.648	42.972	44.522	33.154	209.9	30:05.112								
	16	2:07.117 <b>B</b>	42.314	45.067	39.736	213.2	32:12.229								
	17	3:30.317	2:12.438	45.011	32.868		35:42.546								
18	2:00.997	42.796	44.626	33.575	210.7	37:43.543									
19	1:59.470	42.498	<b>43.595</b>	33.377	209.9	39:43.013									
<b>23</b>	<b>PORSCHE 930 Turbo 1976</b> 1. Frédéric LEMOS GT2 2. Adriano NICODEMI							1	1	2:14.086	51.810	47.414	34.862		2:14.086
	2	2:08.652	45.680	47.315	35.657	200.2	4:22.738								
	3	<b>2:06.923</b>	44.872	47.153	34.898	199.9	6:29.661								
	4	2:07.178	44.913	47.220	35.045	197.7	8:36.839								
	5	2:07.099	45.064	<b>46.911</b>	35.124	198.8	10:43.938								
	6	2:08.153	45.322	47.707	35.124	198.8	12:52.091								
	7	2:07.483	45.109	47.143	35.231	199.9	14:59.574								
	8	2:07.867	<b>44.647</b>	47.541	35.679	199.1	17:07.441								
	9	2:07.409	44.934	47.073	35.402	200.2	19:14.850								
	10	2:07.413	44.839	47.752	34.822	199.9	21:22.263								
	11	2:06.929	45.029	47.080	<b>34.820</b>	198.0	23:29.192								
	12	2:08.360	45.380	47.718	35.262	198.0	25:37.552								



## CLASSIC ENDURANCE RACING 2 HUNGARORING CLASSIC RACE

### Sector Analysis

										Personal Best	Session Best	B Crossing the finish line in pit lane						
Lap	D	Time	Sector 1	Sector 2	Sector 3	T. Spd	Elapsed		Lap	D	Time	Sector 1	Sector 2	Sector 3	T. Spd	Elapsed		
13	1	2:09.724	45.575	48.768	35.381	198.4	27:47.276		1	1	2:00.493	45.073	42.834	32.586	2:00.493			
14	1	2:08.310	45.126	47.829	35.355	198.0	29:55.586		2	1	1:57.811	42.189	43.013	32.609	209.5	3:58.304		
15	1	2:13.715 <b>B</b>	46.229	47.226	40.260	197.7	32:09.301		3	1	1:58.119	42.299	43.422	32.398	208.3	5:56.423		
16	1	3:53.822	2:25.842	51.739	36.241	36:03.123		4	1	1:58.512	42.028	44.003	32.481	210.3	7:54.935			
17	1	2:13.729	47.178	49.940	36.611	197.7	38:16.852		5	1	1:58.004	42.095	43.354	32.555	208.7	9:52.939		
18	1	2:12.170	46.908	49.839	35.423	196.2	40:29.022		6	1	1:57.428	42.052	42.973	32.403	210.7	11:50.367		
19	1	2:12.699	47.620	48.760	36.319	198.4	42:41.721		7	1	1:57.300	41.906	42.833	32.561	208.3	13:47.667		
20	1	2:12.565	46.270	50.216	36.079	198.4	44:54.286		8	1	1:57.327	41.613	42.927	32.787	209.5	15:44.994		
21	1	2:12.677	47.230	49.956	35.491	195.2	47:06.963		9	1	1:57.742	42.036	42.891	32.815	210.3	17:42.736		
22	1	2:13.676	46.780	50.760	36.136	196.6	49:20.639		10	1	1:56.674	41.732	42.551	32.391	210.3	19:39.410		
23	1	2:12.216	46.924	49.400	35.892	195.5	51:32.855		11	1	1:56.104	41.420	42.334	32.350	210.7	21:35.514		
24	1	2:12.610	48.076	48.936	35.598	197.3	53:45.465		12	1	1:55.976	41.391	42.412	32.173	209.1	23:31.490		
25	1	2:12.391	46.360	49.630	36.401	197.0	55:57.856		13	1	1:56.758	41.481	42.636	32.641	212.3	25:28.248		
26	1	2:13.587	48.461	49.393	35.733	195.2	58:11.443		14	1	1:56.450	41.700	42.319	32.431	206.7	27:24.698		
27	1	2:11.220	47.249	48.644	35.327	199.5	1:00:22.663		15	1	1:56.676	41.836	42.497	32.343	209.1	29:21.374		
28	1	2:11.592	45.995	50.290	35.307	200.2	1:02:34.255		16	1	1:56.437	41.940	42.448	32.049	209.1	31:17.811		
<b>26</b>		<b>CHEVRON B 36 BMW 1976</b>																
		1. Claude LE JEAN							P-2L									
		2. Lucien ROSSIAUD																
1	1	2:12.346	50.446	47.249	34.651	2:12.346												
2	1	2:02.786	43.123	46.002	33.661	212.3	4:15.132											
3	1	5:09.148 <b>B</b>	43.363	3:33.576	52.209	213.6	9:24.280											
<b>37</b>		<b>PORSCHE 924 GTR 1981</b>																
		1. Oliver MATHAI							GT2									
1	1	2:10.078	49.296	46.550	34.232	2:10.078												
2	1	2:03.856	43.468	46.065	34.323	215.3	4:13.934											
3	1	2:05.022	43.493	46.675	34.854	211.1	6:18.956											
4	1	2:05.533	43.876	46.282	35.375	210.7	8:24.489											
5	1	2:04.946	43.559	46.692	34.695	212.3	10:29.435											
6	1	2:04.732	43.643	46.177	34.912	214.0	12:34.167											
7	1	2:03.401	43.593	45.581	34.227	212.8	14:37.568											
8	1	2:03.623	43.385	45.639	34.599	213.2	16:41.191											
9	1	2:03.956	43.532	45.785	34.639	214.0	18:45.147											
10	1	2:04.398	43.487	46.144	34.767	215.3	20:49.545											
11	1	2:04.602	43.543	46.507	34.552	211.9	22:54.147											
12	1	2:04.276	43.253	46.152	34.871	209.9	24:58.423											
13	1	2:04.557	43.945	45.959	34.653	213.6	27:02.980											
14	1	2:04.596	43.948	46.210	34.438	214.4	29:07.576											
15	1	2:08.946 <b>B</b>	43.871	46.283	38.792	212.8	31:16.522											
16	1	3:57.209	2:36.682	45.948	34.579	35:13.731												
17	1	2:04.407	43.776	45.978	34.653	211.9	37:18.138											
18	1	2:04.762	43.835	46.144	34.783	211.9	39:22.900											
19	1	2:05.910	44.297	46.008	35.605	209.5	41:28.810											
20	1	2:05.895	44.530	46.339	35.026	207.9	43:34.705											
21	1	2:06.055	44.460	46.633	34.962	211.9	45:40.760											
22	1	2:06.432	44.260	46.584	35.588	211.9	47:47.192											
23	1	2:05.598	44.170	46.454	34.974	207.5	49:52.790											
24	1	2:07.239	45.128	46.923	35.188	211.9	52:00.029											
25	1	2:06.642	44.946	46.465	35.231	209.9	54:06.671											
26	1	2:06.944	44.643	46.497	35.804	212.3	56:13.615											
27	1	2:07.255	44.423	47.194	35.638	205.5	58:20.870											
28	1	2:06.145	44.581	46.011	35.553	204.0	1:00:27.015											
29	1	2:03.571	43.337	45.411	34.823	213.2	1:02:30.586											
<b>39</b>		<b>TOJ SC 204 BMW 1976</b>																
		1. Christophe VAN RIET							P-2L									
										<b>50</b>		<b>LOLA T 286 1976</b>						
												1. Maxime GUENAT						
												P+2L						
										1	1	1:56.955	43.151	42.626	31.178	1:56.955		
										2	1	1:52.896	39.609	41.926	31.361	228.9	3:49.851	
										3	1	1:52.057	39.435	41.789	30.833	227.4	5:41.908	
										4	1	1:50.997	39.012	41.300	30.685	232.3	7:32.905	
										5	1	1:52.572	39.490	41.969	31.113	233.8	9:25.477	
										6	1	1:50.647	39.188	40.864	30.595	228.4	11:16.124	
										7	1	1:51.681	39.720	41.054	30.907	226.0	13:07.805	
										8	1	1:51.044	39.083	40.826	31.135	230.8	14:58.849	
										9	1	1:52.026	40.139	41.213	30.674	223.7	16:50.875	
										10	1	1:50.941	39.145	40.941	30.855	231.3	18:41.816	
										11	1	1:52.027	39.234	42.075	30.718	232.8	20:33.843	
										12	1	1:51.739	39.430	41.350	30.959	230.8	22:25.582	
										13	1	1:53.338	40.024	41.573	31.741	227.9	24:18.920	
										14	1	1:52.676	39.825	41.622	31.229	218.8	26:11.596	
										15	1	1:53.394	40.547	41.632	31.215	221.9	28:04.990	
										16	1	1:53.434	40.112	41.935	31.387	221.4	29:58.424	
										17	1	1:53.054	40.207	41.686	31.161	223.2	31:51.478	
										18	1	1:57.087 <b>B</b>	40.007	41.465	35.615	221.9	33:48.565	
										19	1	3:11.554	1:58.784	41.706	31.064	37:00.119		
										20	1	1:53.199	40.198	41.911	31.090	225.6	38:53.318	
										21	1	1:52.928	39.790	41.812	31.326	218.8	40:46.246	
										22	1	1:52.377	39.684	41.727	30.966	229.9	42:38.623	
										23	1	1:53.163	39.825	41.825	31.513	222.8	44:31.786	
										24	1	1:54.151	40.771	42.122	31.258	217.0	46:25.937	



# CLASSIC ENDURANCE RACING 2 HUNGARORING CLASSIC RACE

## Sector Analysis

■ Personal Best ■ Session Best B Crossing the finish line in pit lane

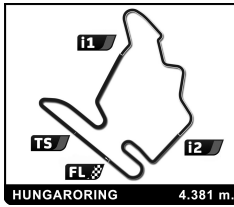
Lap	D	Time	Sector 1	Sector 2	Sector 3	T. Spd	Elapsed	Lap	D	Time	Sector 1	Sector 2	Sector 3	T. Spd	Elapsed
25	1	1:53.419	40.152	41.681	31.586	224.2	48:19.356	12	1	2:04.131	43.521	46.333	34.277	208.7	24:56.714
26	1	1:55.910	41.269	43.182	31.459	216.1	50:15.266	13	1	2:04.652	43.402	46.891	34.359	210.3	27:01.366
27	1	1:54.087	40.601	41.806	31.680	221.9	52:09.353	14	1	2:04.531	43.469	46.655	34.407	210.7	29:05.897
28	1	1:55.057	40.949	42.142	31.966	217.9	54:04.410	15	1	2:04.511	43.507	46.470	34.534	209.1	31:10.408
29	1	1:55.494	41.103	42.438	31.953	218.3	55:59.904	16	1	2:07.380B	43.662	46.604	37.114	212.3	33:17.788
30	1	1:54.244	40.339	42.335	31.570	225.1	57:54.148	17	1	3:34.871	2:11.714	48.176	34.981		36:52.659
31	1	1:54.182	40.547	42.113	31.522	223.2	59:48.330	18	1	2:07.613	45.346	48.022	34.245	207.5	39:00.272
32	1	1:54.473	40.202	42.096	32.175	226.0	1:01:42.803	19	1	2:05.895	44.725	46.952	34.218	209.9	41:06.167

52 TOJ SC 304 1976 1.Yves SCEMAMA P+2L							
1	1	1:54.942	41.734	42.350	30.858		1:54.942
2	1	1:52.449	39.195	42.137	31.117	240.5	3:47.391
3	1	1:52.517	39.529	41.723	31.265	238.4	5:39.908
4	1	1:52.428	39.103	42.107	31.218	239.5	7:32.336
5	1	1:53.964	39.609	42.304	32.051	239.5	9:26.300
6	1	1:53.020	39.274	42.329	31.417	241.1	11:19.320
7	1	1:53.337	39.711	42.232	31.394	239.5	13:12.657
8	1	1:52.945	39.414	42.153	31.378	239.5	15:05.602
9	1	1:53.004	39.604	42.129	31.271	241.1	16:58.606
10	1	1:54.595	39.727	43.091	31.777	240.0	18:53.201
11	1	1:53.445	39.430	42.355	31.660	241.1	20:46.646
12	1	1:53.921	39.876	42.501	31.544	240.0	22:40.567
13	1	1:53.490	39.646	42.403	31.441	236.3	24:34.057
14	1	1:53.488	39.692	42.139	31.657	238.4	26:27.545
15	1	1:54.601	39.804	42.885	31.912	237.9	28:22.146
16	1	1:54.804	39.948	42.889	31.967	239.5	30:16.950
17	1	1:55.099	40.118	43.071	31.910	237.9	32:12.049
18	1	2:01.956B	40.302	43.579	38.075	237.4	34:14.005
19	1	3:12.651	1:58.254	42.716	31.681		37:26.656
20	1	1:53.502	39.390	42.495	31.617	239.5	39:20.158
21	1	1:53.991	39.556	42.740	31.695	238.4	41:14.149
22	1	1:54.552	39.939	42.831	31.782	240.0	43:08.701
23	1	1:55.136	40.070	43.157	31.909	238.9	45:03.837
24	1	1:55.978	40.496	43.767	31.715	238.9	46:59.815
25	1	1:55.081	40.411	42.838	31.832	237.4	48:54.896
26	1	1:53.768	39.973	42.317	31.478	237.4	50:48.664
27	1	1:55.352	40.230	43.247	31.875	238.9	52:44.016
28	1	1:54.967	40.256	42.826	31.885	236.3	54:38.983
29	1	1:55.364	40.390	43.050	31.924	237.4	56:34.347
30	1	1:56.020	40.967	43.150	31.903	236.9	58:30.367
31	1	1:57.096	41.073	43.869	32.154	228.4	1:00:27.463
32	1	1:55.919	40.709	43.178	32.032	238.4	1:02:23.382

53 PORSCHE 934 1976 1.Maurizio FRATTI GT2 2.Andrea CABIANCA							
1	1	2:09.328	48.994	46.421	33.913		2:09.328
2	1	2:03.982	43.345	46.582	34.055	213.6	4:13.310
3	1	2:05.066	43.793	46.825	34.448	210.7	6:18.376
4	1	2:05.545	43.524	47.110	34.911	210.3	8:23.921
5	1	2:04.751	43.571	46.838	34.342	209.5	10:28.672
6	1	2:04.306	43.549	46.597	34.160	211.1	12:32.978
7	1	2:03.454	43.524	45.989	33.941	209.9	14:36.432
8	1	2:03.194	43.332	45.984	33.878	209.9	16:39.626
9	1	2:04.255	43.550	46.306	34.399	210.3	18:43.881
10	1	2:04.445	43.410	46.402	34.633	210.7	20:48.326
11	1	2:04.257	43.481	46.554	34.222	210.7	22:52.583

60 BMW M1 1979 1.Peter MUELDER GT2 2.Christian TRABER							
1	1	2:03.513	45.834	44.355	33.324		2:03.513
2	1	1:59.504	42.281	44.217	33.006	211.5	4:03.017
3	1	1:58.507	42.117	43.798	32.592	211.5	6:01.524
4	1	1:59.336	42.452	44.031	32.853	211.1	8:00.860
5	1	2:00.520	42.260	44.526	33.734	211.9	10:01.380
6	1	1:59.111	42.315	43.962	32.834	210.7	12:00.491
7	1	1:59.455	42.557	43.592	33.306	209.9	13:59.946
8	1	1:59.463	42.351	44.286	32.826	211.5	15:59.409
9	1	2:01.022	43.324	44.537	33.161	212.3	18:00.431
10	1	2:00.401	42.200	44.885	33.316	209.1	20:00.832
11	1	1:59.948	42.490	44.065	33.393	211.1	22:00.780
12	1	1:59.946	42.482	44.266	33.198	210.3	24:00.726
13	1	1:59.940	42.447	44.227	33.266	212.8	26:00.666
14	1	1:59.564	42.140	44.184	33.240	212.8	28:00.230
15	1	2:02.802	42.314	46.740	33.748	214.0	30:03.032
16	1	2:04.576B	42.024	44.325	38.227	211.5	32:07.608
17	1	3:51.347	2:28.055	48.640	34.652		35:58.955
18	1	2:04.089	43.733	46.255	34.101	205.5	38:03.044
19	1	2:06.686	45.583	46.566	34.537	204.0	40:09.730
20	1	2:04.508	43.820	46.404	34.284	207.1	42:14.238
21	1	2:05.407	44.543	46.434	34.430	204.4	44:19.645
22	1	2:08.220	45.096	47.868	35.256	206.3	46:27.865
23	1	2:06.085	44.717	46.956	34.412	207.9	48:33.950
24	1	2:05.509	44.372	46.626	34.511	206.3	50:39.459
25	1	2:08.761	45.680	48.189	34.892	205.9	52:48.220
26	1	2:07.412	45.664	47.151	34.597	206.3	54:55.632
27	1	2:07.964	44.847	48.479	34.638	204.7	57:03.596
28	1	2:06.420	44.673	47.029	34.718	205.1	59:10.016
29	1	2:08.589	44.368	49.221	35.000	202.8	1:01:18.605
30	1	2:06.481	44.780	46.792	34.909	202.8	1:03:25.086

64 PORSCHE 934/5 1976 1.Hans-Jörg HÜBNER GT2							
1	1	2:17.952	55.982	48.204	33.766		2:17.952
2	1	2:03.371	42.532	46.956	33.883	244.9	4:21.323
3	1	2:03.845	42.046	47.122	34.677	239.5	6:25.168



# CLASSIC ENDURANCE RACING 2 HUNGARORING CLASSIC RACE

## Sector Analysis

■ Personal Best ■ Session Best B Crossing the finish line in pit lane

Lap	D	Time	Sector 1	Sector 2	Sector 3	T. Spd	Elapsed	Lap	D	Time	Sector 1	Sector 2	Sector 3	T. Spd	Elapsed
4	1	2:05.437	43.192	47.027	35.218	244.3	8:30.605	12	1	2:06.501 B	43.879	44.803	37.819	204.4	32:03.253
5	1	2:04.643	42.184	48.332	34.127	242.7	10:35.248	13	1	3:40.646	2:22.698	44.491	33.457		35:43.899
6	1	2:05.654	43.067	47.532	35.055	238.9	12:40.902	14	1	2:01.432	43.508	44.326	33.598	205.9	37:45.331
7	1	2:05.574	42.869	47.537	35.168	238.4	14:46.476	15	1	2:01.327	43.015	44.482	33.830	203.2	39:46.658
8	1	2:06.450	43.136	47.662	35.652	233.3	16:52.926	16	1	2:01.291	43.125	44.539	33.627	202.1	41:47.949
9	1	2:07.995	42.709	49.030	36.256	244.9	19:00.921	17	1	2:02.110	43.839	44.486	33.785	201.7	43:50.059
10	1	2:13.585	47.579	50.399	35.607	165.2	21:14.506	18	1	2:02.486	43.829	44.918	33.739	204.7	45:52.545
11	1	2:08.087	44.584	48.352	35.151	211.5	23:22.593	19	1	2:02.824	43.887	45.119	33.818	205.9	47:55.369
12	1	2:16.915	43.379	59.062	34.474	227.4	25:39.508	20	1	2:04.177	44.614	45.787	33.776	202.8	49:59.546
13	1	2:12.610 B	43.486	47.027	42.097	224.2	27:52.118	21	1	2:03.588	44.408	45.181	33.999	200.6	52:03.134

65		LANCIA Beta Montecarlo Turbo		GT2			
1. Franco MEINERS							
1	1	2:05.809	47.503	44.719	33.587	2:05.809	
2	1	2:00.433	42.639	44.001	33.793	219.6	4:06.242
3	1	2:00.241	42.354	44.177	33.710	221.4	6:06.483
4	1	2:00.467	42.773	44.356	33.338	219.2	8:06.950
5	1	2:02.983	43.716	44.546	34.721	221.4	10:09.933
6	1	2:00.886	42.889	44.229	33.768	216.6	12:10.819
7	1	2:01.042	42.145	45.722	33.175	220.1	14:11.861
8	1	2:01.366	42.891	44.845	33.630	215.7	16:13.227
9	1	2:01.774	42.449	44.731	34.594	219.2	18:15.001
10	1	2:00.900	42.241	44.656	34.003	218.3	20:15.901
11	1	2:00.413	42.176	44.474	33.763	222.3	22:16.314
12	1	2:02.567	43.084	45.022	34.461	218.8	24:18.881
13	1	2:01.635	42.897	44.986	33.752	213.6	26:20.516
14	1	2:05.158 B	42.726	44.911	37.521	219.6	28:25.674
15	1	3:19.359	1:59.761	44.681	34.917		31:45.033
16	1	2:02.099	42.797	44.410	34.892	218.3	33:47.132
17	1	2:01.562	43.225	44.548	33.789	220.5	35:48.694
18	1	2:01.367	42.719	44.473	34.175	221.4	37:50.061
19	1	2:02.677	43.338	45.138	34.201	216.6	39:52.738
20	1	2:02.919	42.616	44.938	35.365	216.6	41:55.657
21	1	2:02.264	42.822	44.915	34.527	220.5	43:57.921
22	1	2:02.187	43.413	44.516	34.258	219.6	46:00.108
23	1	2:01.271	42.527	44.902	33.842	219.2	48:01.379
24	1	2:01.760	43.256	44.953	33.551	221.0	50:03.139
25	1	2:01.573	43.068	44.492	34.013	220.5	52:04.712
26	1	2:01.933	42.627	44.727	34.579	221.4	54:06.645
27	1	2:02.427	42.872	44.609	34.946	222.3	56:09.072
28	1	2:02.255	42.816	45.566	33.873	218.8	58:11.327
29	1	2:01.711	42.896	44.771	34.044	221.4	1:00:13.038
30	1	2:03.888	43.057	45.813	35.018	215.3	1:02:16.926

76		BMW M1 Procar 1979		GT2			
1. Guenther SCHINDLER							
1	1	2:04.744	47.156	44.488	33.100	2:04.744	
2	1	1:59.888	42.702	44.213	32.973	202.1	4:04.632
3	1	1:59.509	42.593	43.972	32.944	210.7	6:04.141
4	1	2:00.562	42.950	44.202	33.410	209.5	8:04.703
5	1	2:16.305 B	50.266	46.312	39.727	153.6	10:21.008
6	1	9:28.147	8:08.628	45.094	34.425		19:49.155
7	1	2:02.437	43.191	45.072	34.174	197.7	21:51.592
8	1	2:00.967	43.201	44.486	33.280	204.0	23:52.559
9	1	2:01.952	43.141	45.085	33.726	208.3	25:54.511
10	1	2:01.746	42.939	44.977	33.830	209.1	27:56.257
11	1	2:00.495	42.789	44.234	33.472	204.0	29:56.752

600		LOLA T600 1981		P+2L			
1. Philippe SCEMAMA							
1	1	1:56.616	42.467	42.902	31.247	1:56.616	
2	1	1:52.975	39.551	42.064	31.360	238.4	3:49.591
3	1	1:53.725	39.342	42.848	31.535	236.9	5:43.316
4	1	1:53.148	39.395	42.265	31.488	237.9	7:36.464
5	1	1:53.032	39.405	42.224	31.403	236.9	9:29.496
6	1	1:53.796	39.443	42.802	31.551	236.9	11:23.292
7	1	1:53.759	39.691	42.347	31.721	235.3	13:17.051
8	1	1:53.744	39.460	42.697	31.587	234.3	15:10.795
9	1	1:54.416	39.648	42.595	32.173	236.9	17:05.211
10	1	1:54.475	39.844	42.727	31.904	236.3	18:59.686
11	1	1:54.241	39.420	42.795	32.026	236.3	20:53.927
12	1	1:56.106	40.167	43.768	32.171	233.8	22:50.033
13	1	1:53.707	39.899	42.164	31.644	233.8	24:43.740
14	1	1:53.762	39.606	42.284	31.872	235.8	26:37.502
15	1	1:54.138	39.378	42.771	31.989	235.8	28:31.640
16	1	1:54.772	39.605	43.108	32.059	235.8	30:26.412
17	1	1:58.492 B	40.022	42.890	35.580	235.3	32:24.904
18	1	3:19.547	2:04.676	42.878	31.993		35:44.451
19	1	1:55.446	40.399	42.607	32.440	236.9	37:39.897
20	1	1:54.457	39.702	42.589	32.166	234.8	39:34.354
21	1	1:55.404	39.833	43.355	32.216	235.8	41:29.758
22	1	1:54.838	39.728	42.897	32.213	235.8	43:24.596
23	1	1:56.385	40.700	43.209	32.476	235.8	45:20.981
24	1	1:55.221	39.757	43.021	32.443	235.8	47:16.202
25	1	1:58.530	41.802	44.004	32.724	236.9	49:14.732
26	1	1:57.230	41.298	43.527	32.405	234.8	51:11.962
27	1	1:55.039	40.090	42.773	32.176	237.4	53:07.001
28	1	1:54.958	40.262	42.812	31.884	237.9	55:01.959
29	1	1:55.379	39.905	43.264	32.210	238.9	56:57.338
30	1	1:54.068	39.475	42.676	31.917	237.4	58:51.406
31	1	1:55.266	40.206	42.842	32.218	237.4	1:00:46.672
32	1	1:55.289	39.676	42.864	32.749	237.9	1:02:41.961