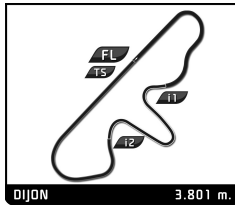


TROPHÉE LEGENDE GRAND PRIX DE L'AGE D'OR RACE

Sector Analysis

■ Personal Best
 ■ Session Best
 ■ Crossing the finish line in pit lane

Lap	D	Time	Sector 1	Sector 2	Sector 3	T. Spd	Elapsed	Lap	D	Time	Sector 1	Sector 2	Sector 3	T. Spd	Elapsed															
15	1	1:54.957	35.756	39.330	39.871	174.2	29:09.780	2	1	1:47.987	31.223	39.435	37.329	209.7	3:55.111															
16	1	1:48.496	30.007	38.955	39.534	174.5	30:58.276	3	1	1:46.480	30.722	38.718	37.040	209.7	5:41.591															
17	1	1:47.569	29.566	38.424	39.579	174.2	32:45.845	4	1	1:46.509	29.964	39.101	37.444	208.9	7:28.100															
18	1	1:47.379	29.503	38.500	39.376	176.2	34:33.224	5	1	1:46.773	29.922	39.472	37.379	196.0	9:14.873															
19	1	1:53.036	29.473	39.052	44.511	168.7	36:26.260	6	1	1:47.279	30.346	39.469	37.464	208.5	11:02.152															
20	1	1:49.604	29.790	39.255	40.559	175.0	38:15.864	7	1	1:45.595	29.466	38.937	37.192	209.3	12:47.747															
21	1	1:48.679	29.855	39.119	39.705	174.8	40:04.543	8	1	1:45.870	29.748	38.737	37.385	208.5	14:33.617															
22	1	1:49.925	29.673	40.033	40.219	174.8	41:54.468	9	1	1:45.232	29.042	38.916	37.274	207.7	16:18.849															
23	1	1:48.197	29.804	38.893	39.500	175.6	43:42.665	10	1	1:45.763	29.818	38.826	37.119	208.5	18:04.612															
24	1	1:47.782	29.429	38.773	39.580	175.0	45:30.447	11	1	1:46.442	29.887	39.049	37.506	207.3	19:51.054															
25	1	1:48.933	29.524	39.469	39.940	174.8	47:19.380	12	1	1:46.645	29.822	39.284	37.539	209.7	21:37.699															
26	1	1:50.003	29.684	40.178	40.141	174.8	49:09.383	13	1	1:45.047	28.990	38.714	37.343	204.9	23:22.746															
27	1	1:50.241	29.929	39.812	40.500	173.4	50:59.624	14	1	1:46.179	29.728	39.319	37.132	207.3	25:08.925															
28	1	1:49.816	30.144	39.460	40.212	173.9	52:49.440	15	1	1:45.325	29.206	39.517	36.602	211.8	26:54.250															
29	1	1:49.276	30.006	39.562	39.708	174.5	54:38.716	16	1	1:46.532	30.163	38.443	37.926	208.1	28:40.782															
30	1	1:48.365	30.010	38.798	39.557	175.0	56:27.081	17	1	3:13.399 B	28.882	38.819	2:05.698		31:54.181															
31	1	1:48.379	29.592	38.952	39.835	173.9	58:15.460	18	1	1:52.214	35.302	39.867	37.045	200.7	33:46.395															
32	1	1:49.311	29.688	39.296	40.327	173.1	1:00:04.771	19	1	1:49.147	30.709	39.522	38.916	203.4	35:35.542															
42 PORSCHE 911 2.0L 1965 1. Stephan KOENIG 2. Gaby VON OPPENHEIM								20								1	1:48.215	30.658	39.173	38.384	204.9	37:23.757								
1								1	2:05.800	45.752	40.002	40.046	192.2	2:05.800	21								1	1:47.923	30.354	39.512	38.057	206.1	39:11.680	
2								1	1:48.964	30.081	39.116	39.767	191.5	3:54.764	22								1	1:49.128	30.921	40.298	37.909	208.9	41:00.808	
3								1	1:47.216	29.911	38.508	38.797	193.9	5:41.980	23								1	1:47.013	30.199	39.450	37.364	208.9	42:47.821	
4								1	1:48.965	30.653	39.570	38.742	192.2	7:30.945	24								1	1:49.404	30.488	40.030	38.886	206.5	44:37.225	
5								1	1:47.135	30.119	39.056	37.960	193.2	9:18.080	25								1	1:49.522	29.582	41.397	38.543	206.9	46:26.747	
6								1	1:46.950	30.099	38.703	38.148	194.2	11:05.030	26								1	1:50.577	31.014	40.366	39.197	204.9	48:17.324	
7								1	1:46.147	30.009	38.150	37.988	192.5	12:51.177	27								1	1:53.407	31.755	41.216	40.436	200.0	50:10.731	
8								1	1:47.327	29.594	39.822	37.911	193.5	14:38.504	28								1	1:52.423	31.339	42.344	38.740	208.1	52:03.154	
9								1	1:45.127	29.121	37.687	38.319	191.8	16:23.631	29								1	1:52.634	30.798	42.216	39.620	198.5	53:55.788	
10								1	1:45.586	29.568	37.942	38.076	191.5	18:09.217	30								1	1:53.007	30.719	43.083	39.205	204.5	55:48.795	
11								1	1:46.338	29.431	37.545	39.362	188.2	19:55.555	31								1	1:51.137	30.880	40.884	39.373	195.7	57:39.932	
12								1	1:46.001	30.307	37.504	38.190	190.8	21:41.556	32								1	1:52.434	31.002	41.639	39.793	204.2	59:32.366	
13								1	1:44.820	29.051	37.736	38.033	190.8	23:26.376	33								1	1:53.266	31.747	41.467	40.052	168.0	1:01:25.632	
14								1	1:45.994	29.744	37.502	38.748	191.5	25:12.370	67 MARCOS 1800 GT 1963 1. Sébastien CALAS															
15								1	1:44.993	29.393	37.525	38.075	193.2	26:57.363	1								1	1:56.511	41.490	37.532	37.489	190.1	1:56.511	
16								1	1:46.396	30.090	38.121	38.185	192.2	28:43.759	2								1	1:40.359	27.704	36.184	36.471	192.2	3:36.870	
17								1	3:14.298 B	29.484	37.474	2:07.340	31:58.057	3								1	1:40.203	27.463	36.117	36.623	190.8	5:17.073		
18								1	1:54.724	36.357	38.923	39.444	190.5	33:52.781	4								1	1:40.052	27.368	36.260	36.424	192.2	6:57.125	
19								1	1:50.982	30.068	40.250	40.664	188.5	35:43.763	5								1	1:39.733	27.345	35.898	36.490	192.2	8:36.858	
20								1	1:51.922	32.214	39.351	40.357	191.5	37:35.685	6								1	1:39.830	27.195	36.169	36.466	191.2	10:16.688	
21								1	1:50.303	30.715	39.296	40.292	189.1	39:25.988	7								1	1:40.045	27.259	36.342	36.444	191.2	11:56.733	
22								1	1:49.601	30.603	39.051	39.947	188.5	41:15.589	8								1	1:39.574	27.187	35.796	36.591	191.5	13:36.307	
23								1	1:49.479	30.757	38.844	39.878	190.5	43:05.068	9								1	1:40.060	27.470	36.046	36.544	191.5	15:16.367	
24								1	1:49.743	30.614	38.972	40.157	188.5	44:54.811	10								1	1:40.805	27.313	36.996	36.496	191.2	16:57.172	
25								1	1:50.361	30.628	39.500	40.233	187.5	46:45.172	11								1	1:40.666	27.645	36.359	36.662	191.8	18:37.838	
26								1	1:51.184	30.563	39.632	40.989	186.9	48:36.356	12								1	1:41.042	27.787	36.658	36.597	191.2	20:18.880	
27								1	1:52.627	31.342	40.397	40.888	188.2	50:28.983	13								1	1:41.363	27.634	37.062	36.667	191.8	22:00.243	
28								1	1:52.008	31.143	40.093	40.772	187.5	52:20.991	14								1	1:40.879	27.478	36.457	36.944	192.9	23:41.122	
29								1	1:51.118	30.957	40.083	40.078	188.2	54:12.109	15								1	1:40.626	27.178	36.403	37.045	189.8	25:21.748	
30								1	1:50.361	30.385	39.722	40.254	187.8	56:02.470	16								1	3:11.676 B	27.545	36.145	2:07.986		28:33.424	
31								1	1:50.790	31.021	39.786	39.983	189.5	57:53.260	17								1	1:47.384	33.860	36.770	36.754	189.5	30:20.808	
32								1	1:53.158	30.896	40.837	41.425	187.2	59:46.418	18								1	1:40.448	27.904	36.183	36.361	193.2	32:01.256	
65 JAGUAR Type E 3.8L 1965 1. Louis BRACEY								19								1	1:42.039	28.566	36.873	36.600	189.8	33:43.295								
1								1	2:07.124	48.126	40.607	38.391	192.5	2:07.124	20								1	1:42.276	27.301	37.855	37.120	191.2	35:25.571	
																21								1	1:43.958	27.860	37.816	38.282	180.9	37:09.529
																22								1	1:48.532	29.379	37.807	41.346	156.3	38:58.061

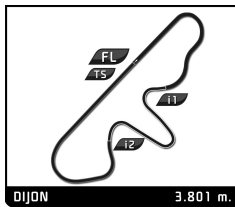


TROPHÉE LEGENDE GRAND PRIX DE L'AGE D'OR RACE

Sector Analysis

■ Personal Best ■ Session Best B Crossing the finish line in pit lane

Lap	D	Time	Sector 1	Sector 2	Sector 3	T. Spd	Elapsed	Lap	D	Time	Sector 1	Sector 2	Sector 3	T. Spd	Elapsed		
80	ALFA ROMEO Giulia Sprint GTA 1965							19	1	1:38.185	27.710	35.663	34.812	215.1	32:54.743		
	1.Xavier GALANT							126	LOTUS Elan 26R 1965								
	1.Pascal DUHAMEL								1	1	2:06.169	46.677	40.011	39.481	198.2	2:06.169	
	1	1	2:02.397	44.631	38.881	38.885	189.1		2:02.397	2	1	1:49.339	31.514	38.830	38.995	198.2	3:55.508
	2	1	1:46.051	29.363	38.483	38.205	189.5		3:48.448	3	1	1:49.492	31.211	39.380	38.901	197.4	5:45.000
	3	1	1:45.594	29.316	38.221	38.057	188.2		5:34.042	4	1	1:47.040	29.659	39.211	38.170	200.0	7:32.040
	4	1	1:44.866	28.840	38.037	37.989	188.2		7:18.908	5	1	1:47.241	29.852	39.275	38.114	200.4	9:19.281
	5	1	1:44.591	28.597	37.913	38.081	187.8		9:03.499	6	1	1:46.060	29.447	38.955	37.658	200.7	11:05.341
	6	1	1:44.881	28.968	37.670	38.243	187.2		10:48.380	7	1	1:48.665	29.986	40.542	38.137	197.8	12:54.006
	7	1	1:45.055	28.865	38.021	38.169	186.9		12:33.435	8	1	1:45.610	29.069	38.706	37.835	201.9	14:39.616
	8	1	1:44.569	28.864	37.846	37.859	187.8		14:18.004	9	1	1:45.843	29.402	38.564	37.877	201.5	16:25.459
	9	1	1:44.560	28.857	38.071	37.632	188.2		16:02.564	10	1	1:45.767	29.260	38.318	38.189	200.4	18:11.226
	10	1	1:44.410	28.893	37.704	37.813	187.8		17:46.974	11	1	1:47.686	29.122	39.414	39.150	198.2	19:58.912
	11	1	1:45.952	28.899	37.871	39.182	184.9		19:32.926	12	1	1:45.931	28.828	39.212	37.891	199.3	21:44.843
	12	1	1:43.865	28.952	37.321	37.592	188.5		21:16.791	13	1	1:44.996	28.878	38.110	38.008	199.6	23:29.839
	13	1	1:44.717	28.939	37.605	38.173	186.2		23:01.508	14	1	1:45.052	29.459	37.771	37.822	201.1	25:14.891
	14	1	1:44.418	28.786	37.626	38.006	187.2		24:45.926	15	1	1:46.749	29.323	38.961	38.465	200.4	27:01.640
	15	1	1:44.549	28.800	37.746	38.003	186.9		26:30.475	16	1	1:46.845	29.467	38.897	38.481	199.3	28:48.485
	16	1	1:44.525	28.491	37.775	38.259	185.9		28:15.000	17	1	3:48.119 B	28.949	56.481	2:22.689		32:36.604
	17	1	1:44.754	28.955	37.691	38.108	188.2		29:59.754	18	1	1:54.470	36.057	39.364	39.049	196.7	34:31.074
	18	1	3:07.086 B	28.895	37.655	2:00.536			33:06.840	19	1	1:53.277	30.132	39.603	43.542	189.1	36:24.351
	19	1	1:53.662	36.361	37.221	40.080	185.6		35:00.502	20	1	1:49.751	30.456	39.787	39.508	196.0	38:14.102
	20	1	1:45.358	29.173	37.804	38.381	192.2		36:45.860	21	1	1:47.920	30.349	38.863	38.708	197.4	40:02.022
	21	1	1:46.714	29.006	39.156	38.552	188.2		38:32.574	22	1	1:51.969	30.376	41.437	40.156	190.8	41:53.991
	22	1	1:45.004	28.927	37.811	38.266	188.2		40:17.578	23	1	1:46.873	29.928	38.482	38.463	197.8	43:40.864
	23	1	1:45.173	29.189	37.893	38.091	189.1		42:02.751	24	1	1:47.618	29.711	38.875	39.032	197.1	45:28.482
	24	1	1:45.819	29.091	38.286	38.442	187.8		43:48.570	25	1	1:48.845	29.675	40.271	38.899	197.4	47:17.327
	25	1	1:47.377	28.957	38.714	39.706	186.9		45:35.947	26	1	1:50.082	30.816	39.966	39.300	195.3	49:07.409
	26	1	1:48.465	29.442	39.326	39.697	187.2		47:24.412	27	1	2:07.863	30.540	56.498	40.825	189.5	51:15.272
	27	1	1:49.503	29.596	39.267	40.640	185.2		49:13.915	28	1	1:52.303	32.442	40.936	38.925	198.5	53:07.575
	28	1	1:52.535	30.693	40.767	41.075	185.2		51:06.450	29	1	1:50.826	30.576	40.174	40.076	196.7	54:58.401
	29	1	1:52.511	30.989	40.873	40.649	185.9		52:58.961	30	1	1:50.612	30.552	40.385	39.675	196.4	56:49.013
	30	1	1:50.942	30.552	40.082	40.308	186.5		54:49.903	31	1	1:49.329	30.407	39.461	39.461	197.1	58:38.342
31	1	1:49.101	29.836	39.339	39.926	186.9	56:39.004		32	1	1:49.881	30.887	39.680	39.314	196.4	1:00:28.223	
32	1	1:52.215	30.674	39.845	41.696	183.1	58:31.219										
33	1	1:52.965	31.019	40.268	41.678	183.4	1:00:24.184										
92	LOTUS XI 1500 1956							133	ALFA ROMEO Giulia Sprint GTA 1965								
	1.Markus JÖRG								1.Daniel REINHARDT								
									2.Dominique REINHARDT								
	1	1	1:52.649	40.575	36.159	35.915	212.2		1:52.649	1	1	2:05.281	45.354	40.204	39.723	182.4	2:05.281
	2	1	1:39.488	28.624	35.485	35.379	213.9		3:32.137	2	1	1:48.961	30.255	39.130	39.576	181.8	3:54.242
	3	1	1:38.954	28.491	35.162	35.301	213.4		5:11.091	3	1	1:47.526	29.454	39.049	39.023	182.7	5:41.768
	4	1	1:38.733	27.915	35.455	35.363	213.0		6:49.824	4	1	1:48.938	30.583	39.552	38.803	183.1	7:30.706
	5	1	1:39.023	28.200	35.306	35.517	213.4		8:28.847	5	1	1:47.172	30.069	38.943	38.160	184.3	9:17.878
	6	1	1:38.548	28.003	35.447	35.098	213.9		10:07.395	6	1	1:47.014	29.969	38.623	38.422	183.1	11:04.892
	7	1	1:38.282	27.947	35.277	35.058	214.7		11:45.677	7	1	1:47.367	30.509	38.575	38.283	182.4	12:52.259
	8	1	1:38.239	27.994	35.275	34.970	214.3		13:23.916	8	1	1:47.193	29.265	39.485	38.443	182.4	14:39.452
	9	1	1:37.960	27.732	35.222	35.006	214.7		15:01.876	9	1	1:47.227	29.696	38.654	38.877	183.4	16:26.679
	10	1	1:38.236	28.036	35.421	34.779	216.0		16:40.112	10	1	1:45.485	28.680	38.130	38.675	183.7	18:12.164
	11	1	1:37.902	27.693	35.099	35.110	215.1		18:18.014	11	1	1:45.059	28.653	37.946	38.460	183.7	19:57.223
	12	1	1:38.190	27.333	35.213	35.644	215.6		19:56.204	12	1	1:46.170	29.197	38.409	38.564	183.7	21:43.393
	13	1	1:39.336	28.079	35.828	35.429	214.3		21:35.540	13	1	1:45.425	29.253	37.773	38.399	182.1	23:28.818
	14	1	1:37.869	27.332	35.314	35.223	214.3		23:13.409	14	1	1:45.845	29.013	38.715	38.117	183.7	25:14.663
	15	1	1:37.775	27.274	35.415	35.086	214.7		24:51.184	15	1	1:49.467	30.251	39.640	39.576	180.9	27:04.130
16	1	1:37.840	27.179	35.307	35.354	213.9	26:29.024	16	1	1:45.574	28.587	37.470	39.517	182.4	28:49.704		
17	1	3:03.437 B	27.983	35.224	2:00.230		29:32.461	17	1	1:44.804	28.638	37.751	38.415	180.3	30:34.508		
18	1	1:44.097	32.595	35.944	35.558	213.0	31:16.558	18	1	3:12.786 B	29.187	37.882	2:05.717		33:47.294		



TROPHÉE LEGENDE GRAND PRIX DE L'AGE D'OR RACE

Sector Analysis

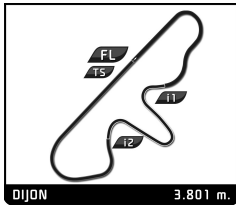
■ Personal Best
 ■ Session Best
 ■ Crossing the finish line in pit lane

Lap	D	Time	Sector 1	Sector 2	Sector 3	T. Spd	Elapsed	Lap	D	Time	Sector 1	Sector 2	Sector 3	T. Spd	Elapsed
19	1	1:53.902	35.798	38.963	39.141	180.3	35:41.196	7	1	1:58.794	28.951	52.363	37.480	190.8	12:39.006
20	1	1:46.232	29.106	38.246	38.880	181.8	37:27.428	8	1	1:43.653	29.395	37.461	36.797	189.8	14:22.659
21	1	1:45.873	29.235	38.013	38.625	183.1	39:13.301	9	1	1:43.249	29.444	37.241	36.564	198.2	16:05.908
22	1	1:47.440	29.438	39.068	38.934	179.4	41:00.741	10	1	1:42.142	28.830	36.957	36.355	194.9	17:48.050
23	1	1:45.746	29.174	38.002	38.570	180.0	42:46.487	11	1	2:15.999	28.563	37.364	1:10.072	169.5	20:04.049
24	1	1:46.368	29.037	38.034	39.297	178.5	44:32.855	12	1	1:44.844	30.763	37.257	36.824	200.7	21:48.893
25	1	1:46.763	29.252	38.386	39.125	179.4	46:19.618	13	1	1:43.403	28.963	37.437	37.003	198.5	23:32.296
26	1	1:46.962	29.422	38.361	39.179	178.8	48:06.580	14	1	1:42.779	28.781	37.013	36.985	201.1	25:15.075
27	1	1:50.730	29.913	40.450	40.367	177.3	49:57.310	15	1	1:45.794	29.522	39.177	37.095	194.2	27:00.869
28	1	1:49.212	29.873	39.717	39.622	178.8	51:46.522	16	1	1:46.130	29.521	38.642	37.967	195.7	28:46.999
29	1	1:48.195	29.912	38.892	39.391	179.7	53:34.717	17	1	3:04.085 B	28.554	37.358	1:58.173		31:51.084
30	1	1:46.825	29.612	38.140	39.073	180.3	55:21.542	18	1	1:48.560	34.360	37.607	36.593	192.9	33:39.644
31	1	1:46.799	29.337	37.929	39.533	179.4	57:08.341	19	1	1:46.099	29.624	38.771	37.704	188.5	35:25.743
32	1	1:47.376	29.684	38.402	39.290	179.4	58:55.717	20	1	2:02.648	46.508	38.292	37.848	186.5	37:28.391
33	1	1:48.081	29.688	38.843	39.550	161.2	1:00:43.798	21	1	1:46.485	30.523	38.159	37.803	196.4	39:14.876

153		JAGUAR MKII 3.8L 1961													
		1. Simon NOBILI													
		2. Régis MASSON													
Lap	D	Time	Sector 1	Sector 2	Sector 3	T. Spd	Elapsed	Lap	D	Time	Sector 1	Sector 2	Sector 3	T. Spd	Elapsed
1	1	2:11.661	48.822	40.963	41.876	183.7	2:11.661	1	1	1:58.480	42.892	39.435	36.153	230.8	1:58.480
2	1	1:55.753	32.376	41.633	41.744	183.4	4:07.414	2	1	1:42.070	29.588	37.033	35.449	233.3	3:40.550
3	1	1:54.680	32.598	40.352	41.730	183.1	6:02.094	3	1	1:40.881	28.955	36.499	35.427	234.3	5:21.431
4	1	1:53.453	31.991	40.236	41.226	184.0	7:55.547	4	1	1:39.541	28.076	36.607	34.858	233.8	7:00.972
5	1	1:54.033	32.152	40.256	41.625	183.4	9:49.580	5	1	1:39.826	28.485	36.351	34.990	233.8	8:40.798
6	1	1:54.277	32.168	40.376	41.733	183.1	11:43.857	6	1	1:39.317	28.259	36.167	34.891	233.8	10:20.115
7	1	1:54.252	31.979	39.914	42.359	183.7	13:38.109	7	1	1:39.114	27.840	36.701	34.573	234.8	11:59.229
8	1	1:53.854	32.161	40.142	41.551	183.4	15:31.963	8	1	1:39.650	28.173	36.537	34.940	233.3	13:38.879
9	1	1:53.606	32.019	39.985	41.602	184.0	17:25.569	9	1	1:38.769	27.711	36.355	34.703	233.8	15:17.648
10	1	1:53.488	31.973	40.325	41.190	182.7	19:19.057	10	1	1:39.917	28.147	36.968	34.802	222.7	16:57.565
11	1	1:53.863	32.257	40.111	41.495	182.7	21:12.920	11	1	1:39.804	28.749	36.106	34.949	233.8	18:37.369
12	1	1:53.991	31.875	40.603	41.513	182.7	23:06.911	12	1	1:40.864	28.601	36.978	35.285	232.3	20:18.233
13	1	1:54.678	32.308	40.512	41.858	180.0	25:01.589	13	1	1:40.831	28.072	37.837	34.922	233.3	21:59.064
14	1	1:53.635	31.951	40.346	41.338	184.3	26:55.224	14	1	1:39.841	28.318	36.527	34.996	232.8	23:38.905
15	1	1:57.474	32.076	42.516	42.882	172.8	28:52.698	15	1	1:40.371	28.491	36.734	35.146	232.8	25:19.276
16	1	3:48.991 B	31.727	40.001	2:37.263		32:41.689	16	1	1:41.154	28.321	37.198	35.635	211.8	27:00.430
17	1	2:23.433	43.289	42.738	57.406	169.0	35:05.122	17	1	3:09.560 B	29.464	38.334	2:01.762		30:09.990
18	1	2:00.744	34.507	42.084	44.153	173.9	37:05.866	18	1	1:41.210	32.996	34.511	33.703	237.4	31:51.200
19	1	2:00.527	35.319	41.780	43.428	176.2	39:06.393	19	1	1:34.492	26.501	34.421	33.570	236.8	33:25.692
20	1	2:00.954	34.471	42.411	44.072	174.5	41:07.347	20	1	1:34.645	26.211	34.675	33.759	235.3	35:00.337
21	1	1:57.852	34.484	40.806	42.562	178.5	43:05.199	21	1	1:37.023	26.552	35.644	34.827	234.8	36:37.360
22	1	1:59.016	33.443	41.638	43.935	173.4	45:04.215	22	1	1:37.249	27.219	35.780	34.250	236.3	38:14.609
23	1	1:58.169	33.724	41.385	43.060	175.3	47:02.384	23	1	1:37.695	27.322	35.646	34.727	232.8	39:52.304
24	1	1:59.979	33.443	42.221	44.315	173.9	49:02.363	24	1	1:37.195	27.212	35.964	34.019	235.3	41:29.499
25	1	2:09.664	34.241	49.887	45.536	168.5	51:12.027	25	1	1:36.009	26.845	35.459	33.705	237.9	43:05.508
26	1	2:02.494	36.360	41.971	44.163	174.2	53:14.521	26	1	1:36.841	26.855	35.562	34.424	235.3	44:42.349
27	1	1:58.700	34.133	41.467	43.100	175.9	55:13.221	27	1	1:38.049	26.853	36.883	34.313	235.3	46:20.398
28	1	1:57.931	33.378	41.203	43.350	177.6	57:11.152	28	1	1:39.075	27.294	36.818	34.963	232.8	47:59.473
29	1	1:59.384	33.474	42.248	43.662	173.9	59:10.536								
30	1	2:00.116	34.828	42.262	43.026	175.3	1:01:10.652								

258		LOTUS Elan 26 R 1963													
		1. Christian GODARD													
		2. Felix GODARD													
Lap	D	Time	Sector 1	Sector 2	Sector 3	T. Spd	Elapsed	Lap	D	Time	Sector 1	Sector 2	Sector 3	T. Spd	Elapsed
1	1	2:01.316	43.791	38.951	38.574	190.8	2:01.316	1	1	1:58.480	42.892	39.435	36.153	230.8	1:58.480
2	1	1:44.757	29.456	38.314	36.987	197.1	3:46.073	2	1	1:42.070	29.588	37.033	35.449	233.3	3:40.550
3	1	1:44.047	29.763	37.446	36.838	197.4	5:30.120	3	1	1:40.881	28.955	36.499	35.427	234.3	5:21.431
4	1	1:43.874	29.516	37.572	36.786	191.2	7:13.994	4	1	1:39.541	28.076	36.607	34.858	233.8	7:00.972
5	1	1:43.213	29.593	36.902	36.718	194.2	8:57.207	5	1	1:39.826	28.485	36.351	34.990	233.8	8:40.798
6	1	1:43.005	29.105	37.369	36.531	193.9	10:40.212	6	1	1:39.317	28.259	36.167	34.891	233.8	10:20.115

278		JAGUAR Type E 3.8L 1963													
		1. Georg NOLTE													
		2. Andrew NEWALL													
Lap	D	Time	Sector 1	Sector 2	Sector 3	T. Spd	Elapsed	Lap	D	Time	Sector 1	Sector 2	Sector 3	T. Spd	Elapsed
1	1	1:58.480	42.892	39.435	36.153	230.8	1:58.480	1	1	1:58.480	42.892	39.435	36.153	230.8	1:58.480
2	1	1:42.070	29.588	37.033	35.449	233.3	3:40.550	2	1	1:42.070	29.588	37.033	35.449	233.3	3:40.550
3	1	1:40.881	28.955	36.499	35.427	234.3	5:21.431	3	1	1:40.881	28.955	36.499	35.427	234.3	5:21.431
4	1	1:39.541	28.076	36.607	34.858	233.8	7:00.972	4	1	1:39.541	28.076	36.607	34.858	233.8	7:00.972
5	1	1:39.826	28.485	36.351	34.990	233.8	8:40.798	5	1	1:39.826	28.485	36.351	34.990	233.8	8:40.798
6	1	1:39.317	28.259	36.167	34.891	233.8	10:20.115	6	1	1:39.317	28.259	36.167	34.891	233.8	10:20.115
7	1	1:39.114	27.840	36.701	34.573	234.8	11:59.229	7	1	1:39.114	27.840	36.701	34.573	234.8	11:59.229
8	1	1:39.650	28.173	36.537	34.940	233.3	13:38.879	8	1	1:39.650	28.173	36.537	34.940	233.3	13:38.879
9	1	1:38.769	27.711	36.355	34.703	233.8	15:17.648	9	1	1:38.769	27.711	36.355	34.703	233.8	15:17.648
10	1	1:39.917	28.147	36.968	34.802	222.7	16:57.565	10	1	1:39.917	28.147	36.968	34.802	222.7	16:57.565
11	1	1:39.804	28.749	36.106	34.949	233.8	18:37.369	11	1	1:39.804	28.749	36.106	34.949	233.8	18:37.369
12	1	1:40.864	28.601	36.978	35.285	232.3	20:18.233	12	1	1:40.864	28.601	36.978	35.285	232.3	20:18.233
13	1	1:40.831	28.072	37.837	34.922	233.3	21:59.064	13	1	1:40.831	28.072	37.837	34.922	233.3	21:59.064
14	1	1:39.841	28.318	36											



TROPHEE LEGENDE GRAND PRIX DE L'AGE D'OR RACE

Sector Analysis

■ Personal Best
 ■ Session Best
 B Crossing the finish line in pit lane

Lap	D	Time	Sector 1	Sector 2	Sector 3	T. Spd	Elapsed	Lap	D	Time	Sector 1	Sector 2	Sector 3	T. Spd	Elapsed
29	1	1:41.347	27.649	37.637	36.061	231.3	49:40.820								
30	1	1:41.073	28.407	37.422	35.244	234.3	51:21.893								
31	1	1:39.986	27.590	37.374	35.022	236.8	53:01.879								
32	1	1:38.440	27.378	36.559	34.503	237.9	54:40.319								
33	1	1:37.079	26.837	35.832	34.410	236.3	56:17.398								
34	1	1:38.016	27.066	36.469	34.481	236.8	57:55.414								
35	1	1:39.651	27.912	36.679	35.060	236.3	59:35.065								