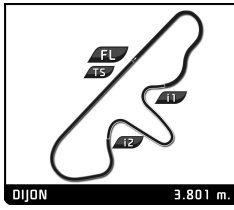


FORMULE JR. GRAND PRIX DE L'AGE D'OR QUALIFYING - GRID 1

Sector Analysis

Personal Best Session Best B Crossing the finish line in pit lane

Table with columns: Lap, D, Time, Sector 1, Sector 2, Sector 3, T. Spd, Elapsed. Contains race data for cars: 5 LOLA Mk5a 1963, 34 LOTUS 22 1963, 42 LOTUS 20 1961, 48 CARAVELLE MK 2 1961, 49 JOLUS FJ 1961, 51 LOTUS 20/22 1961, 58 WAINER 63 1963.



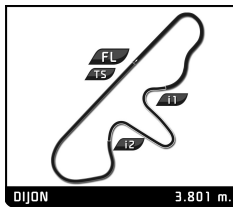
FORMULE JR.  
GRAND PRIX DE L'AGE D'OR  
QUALIFYING - GRID 1

Sector Analysis

Personal Best Session Best B Crossing the finish line in pit lane

Lap	D	Time	Sector 1	Sector 2	Sector 3	T. Spd	Elapsed
15	1	1:32.095	25.559	33.545	32.991	216.4	25:16.016
<b>59 COOPER T59 1962</b> 1. James TIMMS E2							
1	1	2:31.209	1:11.271	40.589	39.349	179.4	2:31.209
2	1	1:49.881	30.677	38.939	40.265	169.0	4:21.090
3	1	1:48.202	30.299	38.232	39.671	180.6	6:09.292
4	1	1:46.792	29.616	37.955	39.221	177.6	7:56.084
5	1	1:48.489	29.961	39.239	39.289	183.4	9:44.573
6	1	1:49.277	30.512	39.322	39.443	182.7	11:33.850
7	1	1:49.396	29.874	39.568	39.954	181.8	13:23.246
8	1	1:49.238	29.588	39.589	40.061	174.2	15:12.484
9	1	2:09.537	34.815	42.227	52.495	149.6	17:22.021
10	1	1:53.209	32.207	40.453	40.549	182.1	19:15.230
11	1	1:47.194	29.190	38.983	39.021	186.2	21:02.424
12	1	1:46.521	29.096	38.796	38.629	184.3	22:48.945
13	1	1:50.918	30.800	41.618	38.500	187.5	24:39.863
14	1	1:47.754	29.935	39.184	38.635	186.2	26:27.617
<b>66 AUSPER T3 1961</b> 1. David DREW D2							
1	1	2:27.126	1:05.597	41.429	40.100	188.8	2:27.126
2	1	1:49.276	29.866	40.234	39.176	192.5	4:16.402
3	1	1:48.820	31.382	38.534	38.904	194.2	6:05.222
4	1	1:49.800	30.026	39.742	40.032	192.9	7:55.022
5	1	1:48.813	30.364	39.025	39.424	190.5	9:43.835
6	1	1:49.042	30.004	39.828	39.210	194.9	11:32.877
7	1	1:48.784	30.173	39.332	39.279	190.5	13:21.661
8	1	1:49.576	29.135	40.455	39.986	172.2	15:11.237
9	1	2:08.436	35.049	42.134	51.253	159.1	17:19.673
10	1	1:52.902	33.390	40.134	39.378	192.5	19:12.575
11	1	1:48.672	31.178	38.730	38.764	188.8	21:01.247
12	1	1:46.389	29.190	38.527	38.672	188.2	22:47.636
13	1	1:51.286	30.457	41.437	39.392	195.3	24:38.922
14	1	1:47.932	30.134	38.845	38.953	189.5	26:26.854
<b>68 LOTUS 22 1962</b> 1. Bruno WEIBEL E1							
1	1	2:14.594	58.218	38.467	37.909	187.2	2:14.594
2	1	1:39.859	29.454	36.384	34.021	209.3	3:54.453
3	1	1:33.224	26.062	33.650	33.512	209.3	5:27.677
4	1	1:32.296	25.520	33.245	33.531	212.2	6:59.973
5	1	1:38.534	27.010	37.156	34.368	216.0	8:38.507
6	1	1:31.717	25.379	32.976	33.362	211.8	10:10.224
7	1	1:36.719	27.501	35.347	33.871	211.4	11:46.943
8	1	1:33.695	25.679	33.547	34.469	210.5	13:20.638
9	1	5:28.846 B	25.521	32.889	4:30.436		18:49.484
10	1	1:44.960	35.870	35.190	33.900	208.9	20:34.444
11	1	1:33.094	25.357	34.146	33.591	213.0	22:07.538
12	1	1:31.469	25.437	32.909	33.123	213.0	23:39.007
13	1	1:32.109	25.125	32.997	33.987	213.9	25:11.116
<b>70 BRABHAM BT6 1963</b> 1. John FYDA E1							
1	1	2:47.194	1:29.078	38.510	39.606	204.2	2:47.194
2	1	1:38.444	27.841	35.638	34.965	208.1	4:25.638
3	1	1:37.061	26.696	35.873	34.492	208.5	6:02.699

Lap	D	Time	Sector 1	Sector 2	Sector 3	T. Spd	Elapsed
4	1	1:37.010	27.293	35.260	34.457	208.9	7:39.709
5	1	1:37.045	27.077	35.393	34.575	208.1	9:16.754
6	1	1:35.509	26.499	34.976	34.034	210.5	10:52.263
7	1	1:38.296	27.476	36.064	34.756	208.5	12:30.559
8	1	1:36.629	26.862	35.271	34.496	208.9	14:07.188
9	1	1:41.510	27.169	34.861	39.480	144.0	15:48.698
10	1	2:01.340	33.285	40.712	47.343	145.9	17:50.038
11	1	1:50.328	32.544	41.945	35.839	209.3	19:40.366
12	1	1:36.234	27.021	34.944	34.269	212.2	21:16.600
13	1	1:37.428	27.478	35.497	34.453	211.4	22:54.028
14	1	1:38.284	27.258	37.302	33.724	212.2	24:32.312
15	1	1:36.084	27.392	34.568	34.124	213.0	26:08.396
<b>81 BRABHAM BT2 1962</b> 1. Richard BRADLEY E1							
1	1	1:45.515	38.007	33.721	33.787	207.3	1:45.515
2	1	1:32.441	25.515	33.487	33.439	208.1	3:17.956
3	1	1:31.687	25.351	32.912	33.424	209.7	4:49.643
4	1	1:31.434	25.166	32.919	33.349	209.3	6:21.077
5	1	1:32.702	25.155	33.437	34.110	209.7	7:53.779
6	1	1:31.542	25.193	33.023	33.326	208.9	9:25.321
7	1	5:15.081 B	25.823	33.590	4:15.668		14:40.402
8	1	2:06.536	36.942	40.238	49.356	138.6	16:46.938
9	1	1:48.326	29.572	39.119	39.635	141.4	18:35.264
10	1	1:38.814	30.722	34.008	34.084	213.9	20:14.078
11	1	1:33.503	25.907	33.838	33.758	215.1	21:47.581
12	1	1:31.438	25.084	32.990	33.364	211.4	23:19.019
13	1	1:32.432	25.964	33.098	33.370	209.7	24:51.451
14	1	1:33.728	25.247	33.758	34.723	208.9	26:25.179
<b>83 U2 Mk3 1963</b> 1. Jonathan FYDA D2							
1	1	2:33.388	1:18.638	37.219	37.531	202.2	2:33.388
2	1	1:40.372	28.403	35.673	36.296	200.7	4:13.760
3	1	1:38.539	27.062	35.700	35.777	200.7	5:52.299
4	1	1:37.852	27.154	35.266	35.432	202.6	7:30.151
5	1	1:38.556	27.196	35.595	35.765	204.9	9:08.707
6	1	1:37.197	26.945	35.060	35.192	202.2	10:45.904
7	1	1:38.001	27.630	35.261	35.110	203.0	12:23.905
8	1	1:38.321	27.390	35.532	35.399	203.0	14:02.226
9	1	1:45.018	27.528	36.114	41.376	149.0	15:47.244
10	1	2:00.460	33.321	41.032	46.107	146.7	17:47.704
11	1	1:51.866	34.370	41.563	35.933	206.9	19:39.570
12	1	1:37.443	27.197	35.253	34.993	207.3	21:17.013
13	1	1:38.200	27.524	35.855	34.821	206.1	22:55.213
14	1	1:39.200	27.271	37.231	34.698	205.7	24:34.413
15	1	1:36.387	27.129	34.748	34.510	207.3	26:10.800
<b>87 LYNX T3 1962</b> 1. Pierre GUICHARD D2							
1	1	2:16.598	59.938	38.447	38.213	188.2	2:16.598
2	1	1:42.150	29.948	36.367	35.835	198.9	3:58.748
3	1	1:44.979	29.635	38.810	36.534	208.9	5:43.727
4	1	1:37.831	27.299	35.663	34.869	210.1	7:21.558
5	1	1:37.865	27.562	35.252	35.051	210.1	8:59.423
6	1	1:37.442	27.628	34.793	35.021	209.7	10:36.865
7	1	1:37.301	27.523	35.250	34.528	213.0	12:14.166



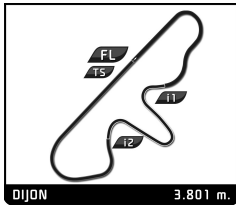
## FORMULE JR. GRAND PRIX DE L'AGE D'OR QUALIFYING - GRID 1

### Sector Analysis

Legend: ■ Personal Best ■ Session Best ■ Crossing the finish line in pit lane

Lap	D	Time	Sector 1	Sector 2	Sector 3	T. Spd	Elapsed	Lap	D	Time	Sector 1	Sector 2	Sector 3	T. Spd	Elapsed
8	1	1:38.381	28.272	35.336	34.773	211.4	13:52.547	9	1	1:59.833	33.993	40.721	45.119	152.3	17:39.717
9	1	1:47.960	27.895	37.798	42.267	163.6	15:40.507	10	1	2:03.009	36.630	42.640	43.739	193.2	19:42.726
10	1	1:59.842	33.950	41.000	44.892	159.3	17:40.349	11	1	1:49.362	31.041	39.255	39.066	196.4	21:32.088
11	1	1:52.534	36.919	39.686	35.929	205.3	19:32.883	12	1	1:47.487	30.532	38.002	38.953	191.8	23:19.575
12	1	1:41.497	28.065	38.006	35.426	211.4	21:14.380	13	1	1:51.106	31.532	40.462	39.112	195.7	25:10.681
13	1	1:37.743	27.551	35.311	34.881	210.5	22:52.123								
14	1	1:38.238	28.260	35.462	34.516	207.7	24:30.361								
15	1	1:38.801	28.361	35.346	35.094	206.1	26:09.162								
<b>88</b>		<b>LOTUS 20/22 1961</b> 1. Kim SHEARN					E1	<b>98</b>		<b>COOPER T59 1962</b> 1. Chris MERRICK					E1
1	1	2:15.188	57.281	40.102	37.805	192.5	2:15.188	1	1	2:00.032	45.189	38.105	36.738	198.5	2:00.032
2	1	1:42.759	29.325	37.059	36.375	203.8	3:57.947	2	1	1:39.855	27.942	36.053	35.860	202.2	3:39.887
3	1	1:39.192	27.786	35.854	35.552	201.1	5:37.139	3	1	1:38.734	27.711	35.414	35.609	200.7	5:18.621
4	1	1:40.113	28.324	35.157	36.632	203.4	7:17.252	4	1	1:39.942	27.594	35.714	36.634	200.7	6:58.563
5	1	1:38.919	27.982	35.238	35.699	197.4	8:56.171	5	1	1:39.965	27.870	36.035	36.060	196.7	8:38.528
6	1	1:39.656	28.295	35.316	36.045	200.7	10:35.827	6	1	1:39.653	27.870	36.032	35.751	200.7	10:18.181
7	1	1:38.236	27.650	35.257	35.329	201.1	12:14.063	7	1	1:38.174	27.152	35.119	35.903	206.5	11:56.355
8	1	1:38.581	27.708	35.320	35.553	201.5	13:52.644	8	1	1:37.923	27.217	35.347	35.359	203.0	13:34.278
9	1	1:49.658	28.859	38.162	42.637	148.6	15:42.302	9	1	1:48.792	27.446	35.384	45.962	145.9	15:23.070
10	1	2:00.176	33.510	40.892	45.774	147.9	17:42.478	10	1	2:00.222	32.106	38.473	49.643	143.4	17:23.292
11	1	1:52.768	35.654	41.016	36.098	199.3	19:35.246	11	1	1:50.845	32.647	39.521	38.677	203.4	19:14.137
12	1	1:39.784	27.663	36.334	35.787	203.8	21:15.030	12	1	1:40.225	28.276	35.659	36.290	194.9	20:54.362
13	1	1:39.130	28.060	35.737	35.333	198.9	22:54.160	13	1	1:38.882	27.544	35.708	35.630	204.5	22:33.244
14	1	1:42.124	27.693	38.492	35.939	201.1	24:36.284	14	1	1:40.571	28.612	35.931	36.028	199.3	24:13.815
15	1	1:38.715	27.853	35.014	35.848	200.0	26:14.999	15	1	1:39.195	27.595	35.719	35.881	203.0	25:53.010
<b>89</b>		<b>BRANCA FJ 1963</b> 1. Bruno FERRARI					E1	<b>99</b>		<b>BRABHAM BT6 1963</b> 1. Mark SHAW					E1
1	1	2:35.207					2:35.207	1	1	1:48.867	40.136	34.895	33.836	212.2	1:48.867
2	1	1:55.855					4:31.062	2	1	1:32.302	25.667	33.635	33.000	213.4	3:21.169
<b>94</b>		<b>LOTUS 20 1962</b> 1. Hans HILLEBRINK					D1	3	1	1:32.080	25.563	33.370	33.147	214.3	4:53.249
1	1	2:29.240	1:09.594	40.218	39.428	188.8	2:29.240	4	1	1:33.136	25.551	33.905	33.680	213.9	6:26.385
2	1	1:42.967	28.969	37.429	36.569	189.8	4:12.207	5	1	1:31.810	25.490	33.310	33.010	215.1	7:58.195
3	1	1:41.267	27.604	36.487	37.176	192.2	5:53.474	6	1	1:35.056	27.194	33.983	33.879	212.6	9:33.251
4	1	1:39.188	27.634	35.842	35.712	192.2	7:32.662	7	1	1:32.364	25.448	33.571	33.345	214.7	11:05.615
5	1	1:39.166	27.202	35.980	35.984	191.8	9:11.828	8	1	1:31.685	25.445	33.221	33.019	215.1	12:37.300
6	1	1:38.535	27.042	35.912	35.581	196.4	10:50.363	9	1	1:34.814	25.921	34.847	34.046	213.9	14:12.114
7	1	1:43.037	27.630	38.710	36.697	193.9	12:33.400	10	1	3:56.292 <b>B</b>	26.110	41.084	2:49.098		18:08.406
8	1	5:52.559	28.354	39.028	4:45.177	130.8	18:25.959	11	1	1:44.033	36.131	34.417	33.485	212.2	19:52.439
9	1	1:45.059	31.020	37.074	36.965	190.1	20:11.018	12	1	1:32.351	25.523	33.813	33.015	214.7	21:24.790
10	1	1:41.995	27.519	38.145	36.331	192.5	21:53.013	13	1	1:31.897	25.354	33.533	33.010	216.4	22:56.687
11	1	1:40.221	27.413	36.487	36.321	192.9	23:33.234	14	1	1:35.835	26.138	36.439	33.258	219.1	24:32.522
12	1	1:39.759	27.067	35.908	36.784	192.9	25:12.993	<b>117</b>		<b>LYNX FJ Mk 3 lowline 1962</b> 1. David KENT					E1
<b>97</b>		<b>LOTUS 20 1961</b> 1. Hans CIERS					D2	1	1	2:26.391	1:12.060	38.037	36.294	202.6	2:26.391
1	1	2:48.348	1:27.307	39.954	41.087	185.2	2:48.348	2	1	1:39.089	27.426	36.256	35.407	204.2	4:05.480
2	1	1:52.440	31.206	39.826	41.408	180.0	4:40.788	3	1	1:39.119	27.321	36.465	35.333	208.1	5:44.599
3	1	1:49.856	31.017	39.324	39.515	193.9	6:30.644	4	1	1:37.645	27.388	35.656	34.601	207.7	7:22.244
4	1	1:48.379	30.377	38.667	39.335	185.2	8:19.023	5	1	1:37.694	27.408	35.408	34.878	207.3	8:59.938
5	1	1:49.070	31.716	38.265	39.089	193.5	10:08.093	6	1	1:37.978	27.713	35.245	35.020	206.1	10:37.916
6	1	1:50.837	31.488	39.471	39.878	194.2	11:58.930	7	1	1:37.106	27.104	35.270	34.732	209.7	12:15.022
7	1	1:48.005	31.045	37.960	39.000	195.7	13:46.935	8	1	1:38.124	27.784	35.539	34.801	210.1	13:53.146
8	1	1:52.949	30.918	39.098	42.933	166.4	15:39.884	9	1	1:49.558	28.565	38.375	42.618	146.5	15:42.704





**FORMULE JR.**  
**GRAND PRIX DE L'AGE D'OR**  
**QUALIFYING - GRID 1**

**Sector Analysis**

■ Personal Best ■ Session Best B Crossing the finish line in pit lane

Lap	D	Time	Sector 1	Sector 2	Sector 3	T. Spd	Elapsed	Lap	D	Time	Sector 1	Sector 2	Sector 3	T. Spd	Elapsed
14	1	1:33.792	25.648	34.540	33.604	213.0	23:47.544								
15	1	1:33.895	26.220	33.977	33.698	212.6	25:21.439								