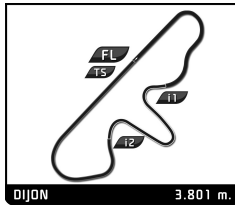


2.0L CUP GRAND PRIX DE L'AGE D'OR PRIVATE PRACTICE

Sector Analysis

■ Personal Best ■ Session Best B Crossing the finish line in pit lane

Lap	D	Time	Sector 1	Sector 2	Sector 3	T. Spd	Elapsed	Lap	D	Time	Sector 1	Sector 2	Sector 3	T. Spd	Elapsed
13 Porsche 911 1. David NOGAREDA ESTIVIL															
1	1	6:01.279			40.842	186.2	6:01.279								
2	1	1:53.113			40.183	180.0	7:54.392								
3	1	1:50.271			40.104	192.5	9:44.663								
4	1	4:13.523 B			3:04.070		13:58.186								
5	1	1:56.863	36.747	40.113	40.003	191.2	15:55.049								
6	1	1:48.944			39.098	193.2	17:43.993								
7	1	1:50.402			41.204	155.8	19:34.395								
8	1	1:51.158	31.790	39.481	39.887	184.6	21:25.553								
9	1	1:48.952	30.720	38.800	39.432	196.0	23:14.505								
10	1	6:09.758 B	30.866	38.777	5:00.115		29:24.263								
11	1	1:56.846	37.884	39.302	39.660	188.8	31:21.109								
12	1	1:48.649	30.254	38.919	39.476	194.2	33:09.758								
13	1	1:50.137	32.059	39.024	39.054	194.2	34:59.895								
14	1	1:47.583	30.277	38.652	38.654	194.2	36:47.478								
15	1	1:48.080	30.983	38.725	38.372	194.6	38:35.558								
16	1	1:49.039	29.675	40.151	39.213	193.9	40:24.597								
24 Porsche 911 1. Didier DENAT															
1	1	5:55.448	4:25.123	42.356	47.969	120.9	5:55.448								
2	1	1:48.647	30.831	38.746	39.070	188.2	7:44.095								
3	1	1:44.394	28.726	37.409	38.259	191.5	9:28.489								
4	1	1:44.981	28.696	37.415	38.870	191.2	11:13.470								
5	1	1:44.210	28.652	37.416	38.142	192.5	12:57.680								
6	1	1:44.588	29.231	37.436	37.921	194.2	14:42.268								
7	1	1:44.838	28.722	38.158	37.958	193.9	16:27.106								
8	1	1:44.471	28.160	37.795	38.516	193.2	18:11.577								
9	1	1:43.847	28.358	37.455	38.034	194.2	19:55.424								
10	1	1:42.936	28.206	37.119	37.611	194.9	21:38.360								
11	1	1:44.336	28.703	38.196	37.437	197.8	23:22.696								
17 Porsche 911 1. Dean DESANTIS 2. David HINTON															
1	1	9:16.773	7:51.466	42.577	42.730	177.3	9:16.773								
2	1	1:57.557	33.430	41.625	42.502	184.0	11:14.330								
3	1	1:57.383	32.460	42.300	42.623	180.0	13:11.713								
4	1	1:58.292	33.298	43.177	41.817	185.2	15:10.005								
5	1	1:54.795	32.507	41.084	41.204	186.2	17:04.800								
6	1	1:54.106	31.689	41.225	41.192	185.2	18:58.906								
7	1	1:53.263	31.512	40.826	40.925	185.9	20:52.169								
8	1	1:53.089	31.282	40.796	41.011	187.2	22:45.258								
9	1	1:52.384	31.152	40.573	40.659	185.2	24:37.642								
10	1	1:52.666	31.553	40.520	40.593	187.2	26:30.308								
11	1	1:51.608	31.178	39.881	40.549	188.2	28:21.916								
12	1	1:52.503	31.142	40.575	40.786	186.9	30:14.419								
13	1	1:51.171	31.244	39.593	40.334	187.5	32:05.590								
14	1	1:50.654	30.917	39.833	39.904	187.5	33:56.244								
15	1	1:51.419	31.023	39.820	40.576	188.8	35:47.663								
16	1	1:51.056	31.023	39.609	40.424	186.9	37:38.719								
17	1	1:50.150	30.804	39.493	39.853	185.9	39:28.869								
18	1	1:50.689	30.656	39.966	40.067	184.6	41:19.558								
32 Porsche 911 1. Marie-Claude FIRNENICH 2. Benjamin MONNAY															
1	1	9:04.548	7:39.121	43.289	42.138	186.2	9:04.548								
2	1	1:56.244	31.962	42.896	41.386	186.5	11:00.792								
3	1	1:55.535	32.262	42.348	40.925	186.5	12:56.327								
4	1	1:55.592	32.706	42.009	40.877	186.9	14:51.919								
5	1	1:53.379	31.678	40.942	40.759	186.9	16:45.298								
6	1	1:54.321	31.465	42.273	40.583	179.7	18:39.619								
7	1	1:54.404	32.012	41.687	40.705	185.9	20:34.023								
8	1	1:52.903	31.227	41.531	40.145	186.2	22:26.926								
9	1	1:53.382	30.904	41.781	40.697	184.6	24:20.308								
10	1	4:26.940 B	32.825	42.656	3:11.459		28:47.248								
11	1	2:03.111	41.486	40.654	40.971	187.5	30:50.359								
12	1	1:51.933	31.616	40.431	39.886	186.2	32:42.292								
13	1	1:51.275	31.688	39.956	39.631	186.5	34:33.567								
14	1	1:53.472	31.050	41.653	40.769	186.9	36:27.039								
15	1	1:51.581	31.100	40.110	40.371	186.2	38:18.620								
16	1	1:52.848	31.247	39.932	41.669	156.7	40:11.468								
36 Porsche 911 1. Steve WINTER 2. Robin ELLIS															
1	1	6:00.131	4:35.862	43.143	41.126	185.6	6:00.131								
2	1	1:49.613	30.467	39.309	39.837	191.5	7:49.744								
3	1	1:46.587	29.312	38.325	38.950	197.4	9:36.331								
4	1	1:45.272	29.113	38.464	37.695	199.6	11:21.603								
5	1	1:48.553	29.958	38.510	40.085	190.8	13:10.156								



2.0L CUP GRAND PRIX DE L'AGE D'OR PRIVATE PRACTICE

Sector Analysis

■ Personal Best
 ■ Session Best
 ■ Crossing the finish line in pit lane

Lap	D	Time	Sector 1	Sector 2	Sector 3	T. Spd	Elapsed	Lap	D	Time	Sector 1	Sector 2	Sector 3	T. Spd	Elapsed	
6	1	3:05.278	B	29.799	39.609	1:55.870		11	1	1:47.277	29.205	38.945	39.127	190.5	30:14.897	
7	1	1:51.062		34.122	38.883	38.057	197.8	12	1	1:45.186	29.537	37.799	37.850	193.2	32:00.083	
8	1	1:45.598	29.082	38.672	37.844	198.9	19:52.094	13	1	1:47.192	29.233	39.571	38.388	192.2	33:47.275	
9	1	1:45.413	29.512	38.137	37.764	198.9	21:37.507	14	1	1:46.676	29.254	38.950	38.472	190.1	35:33.951	
10	1	5:11.962	B	29.281	39.165	4:03.516	26:49.469	15	1	1:46.019	29.573	38.244	38.202	193.5	37:19.970	
11	1	2:03.561		43.313	41.013	39.235	196.0	28:53.030	16	1	1:47.267	29.741	38.402	39.124	187.2	39:07.237
12	1	1:49.940	30.355	39.477	40.108	139.2	30:42.970	17	1	1:46.074	29.331	38.364	38.379	186.5	40:53.311	

37		Porsche 911				GTL	
		1.Xavier DAYRAUT					
1	1	5:36.051	4:15.022	40.778	40.251	172.8	5:36.051
2	1	1:51.154	31.160	39.930	40.064	177.9	7:27.205
3	1	1:52.177	29.630	39.708	42.839	149.6	9:19.382
4	1	7:23.488	B	33.109	41.038	6:09.341	16:42.870
5	1	1:55.902	35.446	39.079	41.377	157.4	18:38.772
6	1	1:57.109	30.668	39.580	46.861	155.8	20:35.881
7	1	1:59.850	36.482	40.411	42.957	127.8	22:35.731
8	1	2:15.039	35.853	50.643	48.543	120.7	24:50.770
9	1	2:02.096	37.657	43.118	41.321	161.2	26:52.866
10	1	1:51.082	30.207	40.229	40.646	163.1	28:43.948
11	1	1:50.415	30.385	38.624	41.406	143.2	30:34.363
12	1	1:55.785	31.975	42.509	41.301	159.1	32:30.148
13	1	1:50.819	29.946	39.561	41.312	157.7	34:20.967

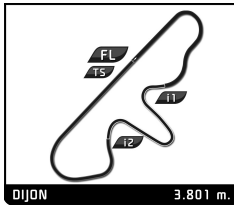
42		Porsche 911				GTL	
		1.Stephan KOENIG					
		2.Philipp KOENIG					
1	1	5:33.812	4:07.190	42.959	43.663	184.9	5:33.812
2	1	1:56.919	33.060	41.537	42.322	186.9	7:30.731
3	1	1:53.888	32.358	40.314	41.216	188.2	9:24.619
4	1	1:50.899	31.144	39.879	39.876	191.2	11:15.518
5	1	1:53.194	31.706	40.485	41.003	188.5	13:08.712
6	1	1:51.599	30.935	40.826	39.838	188.2	15:00.311
7	1	1:51.034	31.092	39.748	40.194	188.5	16:51.345
8	1	1:49.715	30.702	39.640	39.373	190.8	18:41.060
9	1	1:51.306	31.133	39.629	40.544	189.1	20:32.366
10	1	1:50.469	30.955	39.953	39.561	190.8	22:22.835
11	1	1:48.718	30.176	39.124	39.418	190.1	24:11.553
12	1	4:44.206	B	31.766	40.036	3:32.404	28:55.759
13	1	1:57.709	38.023	39.844	39.842	188.2	30:53.468
14	1	1:52.145	30.941	40.313	40.891	189.1	32:45.613
15	1	1:51.153	30.864	39.827	40.462	190.5	34:36.766
16	1	1:50.547	30.781	39.979	39.787	188.2	36:27.313
17	1	1:51.955	31.362	40.293	40.300	189.1	38:19.268
18	1	1:51.450	31.026	39.948	40.476	187.8	40:10.718

54		Porsche 911					
		1.Gaby VON OPPENHEIM					
		2.Andreas MIDDENDORF					
1	1	5:25.803	4:07.282	39.703	38.818	172.8	5:25.803
2	1	6:29.954	B	29.296	48.803	5:11.855	11:55.757
3	1	1:59.029	37.876	39.998	41.155	184.9	13:54.786
4	1	1:51.638	30.676	40.524	40.438	183.1	15:46.424
5	1	3:35.038	B	30.477	39.491	2:25.070	19:21.462
6	1	1:52.857	35.167	38.532	39.158	188.2	21:14.319
7	1	1:50.973	31.899	39.196	39.878	190.1	23:05.292
8	1	1:47.255	30.140	38.393	38.722	191.2	24:52.547
9	1	1:48.306	30.088	39.306	38.912	188.8	26:40.853
10	1	1:46.767	29.894	38.492	38.381	191.8	28:27.620

59		Porsche 911					
		1.Galal MAHMOUD					
		2.Tarek MAHMOUD					
1	1	5:49.325	4:20.141	44.034	45.150	163.4	5:49.325
2	1	3:29.579	B	33.527	41.819	2:14.233	9:18.904
3	1	2:02.205	40.613	40.588	41.004	181.8	11:21.109
4	1	1:52.925	31.521	39.889	41.515	179.1	13:14.034
5	1	1:54.249	31.610	41.371	41.268	183.7	15:08.283
6	1	1:53.986	32.480	40.854	40.652	182.7	17:02.269
7	1	4:00.451	B	31.379	40.114	2:48.958	21:02.720
8	1	2:16.913	45.029	46.220	45.664	172.8	23:19.633
9	1	1:57.805	33.213	42.324	42.268	177.3	25:17.438
10	1	1:56.047	32.170	40.663	43.214	177.9	27:13.485
11	1	1:55.417	31.773	42.184	41.460	175.0	29:08.902
12	1	1:52.774	31.599	40.810	40.365	184.9	31:01.676
13	1	1:53.087	31.420	40.631	41.036	175.3	32:54.763
14	1	1:51.972	31.612	40.066	40.294	177.0	34:46.735
15	1	1:53.045	31.581	40.078	41.386	179.4	36:39.780
16	1	1:52.990	31.942	40.651	40.397	181.5	38:32.770
17	1	1:51.936	31.201	40.559	40.176	162.7	40:24.706

61		Porsche 911				GTL	
		1.Guillermo FIERRO					
		2.Steve HART					
1	1	5:33.864	4:11.157	40.782	41.925	188.5	5:33.864
2	1	1:49.966	30.635	40.425	38.906	194.6	7:23.830
3	1	1:45.581	29.184	38.804	37.593	197.4	9:09.411
4	1	1:45.784	29.767	38.578	37.439	196.7	10:55.195
5	1	1:46.497	29.787	38.838	37.872	198.2	12:41.692
6	1	1:44.487	29.157	38.142	37.188	197.8	14:26.179
7	1	1:44.370	28.946	38.006	37.418	198.5	16:10.549
8	1	1:44.344	29.149	37.852	37.343	196.7	17:54.893
9	1	1:43.746	29.089	37.420	37.237	198.2	19:38.639
10	1	1:46.654	28.929	38.644	39.081	193.9	21:25.293
11	1	6:32.161	B	28.905	38.390	5:24.866	27:57.454
12	1	2:01.452	40.411	41.178	39.863	191.5	29:58.906
13	1	1:52.353	32.941	40.253	39.159	193.9	31:51.259
14	1	1:50.649	32.574	39.417	38.658	194.6	33:41.908
15	1	1:49.310	31.924	39.115	38.271	195.3	35:31.218
16	1	1:48.147	30.850	39.098	38.199	194.6	37:19.365
17	1	1:49.431	31.739	39.251	38.441	194.9	39:08.796
18	1	1:46.693	30.248	38.335	38.110	194.2	40:55.489

63		Porsche 911					
		1.Patrice CAMPILLO					
1	1	5:59.513	4:34.687	42.374	42.452	173.1	5:59.513
2	1	1:54.159	32.814	40.831	40.514	187.8	7:53.672
3	1	1:49.558	30.473	39.178	39.907	189.5	9:43.230
4	1	1:49.656	30.198	39.616	39.842	186.2	11:32.886
5	1	1:49.667	30.394	39.388	39.885	187.8	13:22.553
6	1	1:47.765	29.813	38.838	39.114	192.5	15:10.318

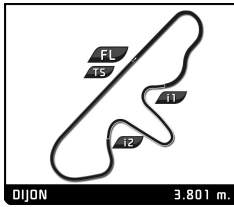


2.0L CUP GRAND PRIX DE L'AGE D'OR PRIVATE PRACTICE

Sector Analysis

■ Personal Best ■ Session Best B Crossing the finish line in pit lane

Lap	D	Time	Sector 1	Sector 2	Sector 3	T. Spd	Elapsed	Lap	D	Time	Sector 1	Sector 2	Sector 3	T. Spd	Elapsed
7	1	1:48.540	30.720	38.700	39.120	190.8	16:58.858	10	1	1:42.266	28.228	36.953	37.085	194.9	24:45.389
64 Porsche 911 1. Andrew SMITH 2. Oliver BRYANT GTL-ELI								11 1:42.428 28.401 36.622 37.405 195.3 26:27.817							
1	1	5:53.109	4:33.099	40.427	39.583	196.4	5:53.109	12	1	1:41.904	28.434	36.681	36.789	193.9	28:09.721
2	1	1:41.745	28.323	36.612	36.810	196.7	7:34.854	13	1	1:42.979	28.622	37.007	37.007	192.5	29:52.700
3	1	1:42.428	28.259	37.485	36.684	198.9	9:17.282	14	1	1:42.759	28.639	36.963	37.157	196.0	31:35.459
4	1	1:40.681	27.652	36.247	36.782	197.8	10:57.963	15	1	1:42.136	28.540	36.826	36.770	197.4	33:17.595
5	1	1:41.610	27.402	37.153	37.055	196.7	12:39.573	16	1	1:42.465	28.455	36.581	37.429	195.3	35:00.060
6	1	1:40.530	27.563	36.451	36.516	197.4	14:20.103	17	1	1:41.918	28.503	36.524	36.891	195.3	36:41.978
7	1	4:42.935 B	28.815	37.300	3:36.820		19:03.038	18	1	1:43.302	29.027	36.538	37.737	194.6	38:25.280
8	1	1:51.717	36.790	37.631	37.296	195.7	20:54.755	19	1	1:43.232	28.617	36.810	37.805	187.5	40:08.512
9	1	1:43.697	28.776	37.785	37.136	194.9	22:38.452	75 Porsche 911 1. Simon EVANS GTL-ELI							
10	1	1:42.867	28.365	37.389	37.113	197.4	24:21.319	1	1	5:17.378	3:59.549	39.276	38.553	196.0	5:17.378
11	1	1:42.003	28.045	36.457	37.501	196.7	26:03.322	2	1	1:46.023	28.741	39.475	37.807	195.7	7:03.401
12	1	1:41.615	27.865	36.898	36.852	195.7	27:44.937	3	1	1:43.952	28.996	37.517	37.439	197.1	8:47.353
13	1	1:41.668	27.928	36.495	37.245	194.9	29:26.605	4	1	1:44.132	28.662	37.885	37.585	197.8	10:31.485
14	1	1:42.153	27.957	36.847	37.349	194.6	31:08.758	5	1	1:44.540	28.663	38.632	37.245	200.0	12:16.025
15	1	1:44.737	27.871	37.839	39.027	194.6	32:53.495	6	1	1:43.473	28.858	37.387	37.228	196.7	13:59.498
16	1	1:43.058	27.961	36.592	38.505	194.6	34:36.553	7	1	1:43.424	28.338	37.867	37.219	196.0	15:42.922
17	1	1:41.817	27.994	36.894	36.929	195.3	36:18.370	8	1	1:43.666	28.385	37.585	37.696	194.9	17:26.588
18	1	1:42.019	27.697	36.735	37.587	196.0	38:00.389	9	1	3:39.878 B	28.521	37.141	2:34.216		21:06.466
19	1	1:42.789	27.867	37.249	37.673	192.9	39:43.178	10	1	1:59.537	39.500	40.505	39.532	192.9	23:06.003
20	1	1:41.669	28.164	36.505	37.000	193.9	41:24.847	11	1	1:47.472	29.937	39.212	38.323	192.9	24:53.475
69 Porsche 911 1. Johan-Frank DIRICKX 2. Quinten DEVREKER GTL								12 1:47.242 29.871 39.030 38.341 196.0 26:40.717							
1	1	5:50.213	4:26.602	42.286	41.325	179.1	5:50.213	13	1	1:44.015	29.002	37.217	37.796	194.2	28:24.732
2	1	1:56.704	33.414	41.519	41.771	188.8	7:46.917	14	1	1:45.906	28.771	38.707	38.428	192.5	30:10.638
3	1	1:47.478	29.971	38.763	38.744	190.1	9:34.395	15	1	1:45.036	28.940	37.746	38.350	195.3	31:55.674
4	1	1:49.745	29.674	40.816	39.255	192.5	11:24.140	16	1	1:52.683	29.944	42.870	39.869	193.9	33:48.357
5	1	1:49.304	29.831	39.356	40.117	188.8	13:13.444	17	1	1:52.140	29.061	43.796	39.283	191.8	35:40.497
6	1	1:54.977	31.634	42.444	40.899	187.8	15:08.421	18	1	1:46.681	29.130	38.933	38.618	190.8	37:27.178
7	1	1:48.733	29.916	39.532	39.285	189.5	16:57.154	19	1	1:44.719	28.965	37.518	38.236	191.2	39:11.897
8	1	3:53.791 B	29.662	38.897	2:45.232		20:50.945	20	1	1:47.615	29.659	39.026	38.930	187.5	40:59.512
9	1	1:52.865	35.987	38.210	38.668	189.8	22:43.810	77 Porsche 911 1. Mark SUMPTER 2. Andrew JORDAN ELI							
10	1	1:43.533	28.622	37.527	37.384	194.6	24:27.343	1	1	5:00.509	3:44.536	38.842	37.131	197.8	5:00.509
11	1	1:43.030	28.167	37.657	37.206	194.6	26:10.373	2	1	1:41.170	27.849	36.454	36.867	201.1	6:41.679
12	1	1:42.114	28.132	36.756	37.226	193.9	27:52.487	3	1	1:40.681	27.651	36.179	36.851	200.7	8:22.360
13	1	1:43.307	28.491	37.285	37.531	190.1	29:35.794	4	1	1:40.696	27.827	36.021	36.848	194.9	10:03.056
14	1	1:47.438	30.013	38.465	38.960	183.4	31:23.232	5	1	1:40.793	27.725	36.244	36.824	198.5	11:43.849
15	1	3:39.419 B	30.471	39.250	2:29.698		35:02.651	6	1	1:40.886	27.680	36.329	36.877	198.9	13:24.735
16	1	1:51.910	35.896	38.642	37.372	190.8	36:54.561	7	1	3:38.492 B	29.294	38.277	2:30.921		17:03.227
17	1	1:42.814	28.264	37.149	37.401	193.2	38:37.375	8	1	1:49.659	33.675	37.259	38.725	198.5	18:52.886
18	1	1:51.342	28.809	41.879	40.654	181.5	40:28.717	9	1	1:40.604	27.760	36.395	36.449	201.5	20:33.490
72 Porsche 911 1. Richard COOK 2. Harvey STANLEY GTL								10 1:43.989 30.225 37.117 36.647 198.2 22:17.479							
1	1	5:58.490	4:38.615	39.045	40.830	185.6	5:58.490	11	1	1:40.618	27.603	36.342	36.673	199.3	23:58.097
2	1	1:47.142	29.241	38.364	39.537	197.8	7:45.632	12	1	3:17.184 B	28.836	36.619	2:11.729		27:15.281
3	1	1:44.229	28.487	38.392	37.350	195.7	9:29.861	13	1	1:52.414	36.810	37.354	38.250	195.7	29:07.695
4	1	1:45.013	29.766	37.970	37.277	197.4	11:14.874	14	1	1:42.354	28.270	37.152	36.932	196.7	30:50.049
5	1	1:43.358	28.831	37.387	37.140	201.5	12:58.232	15	1	1:43.592	29.377	37.145	37.070	199.3	32:33.641
6	1	1:43.798	29.362	37.250	37.186	196.7	14:42.030	16	1	1:42.172	28.356	36.846	36.970	200.0	34:15.813
7	1	4:43.744 B	29.624	37.827	3:36.293		19:25.774	17	1	1:42.662	28.280	37.291	37.091	198.2	35:58.475
8	1	1:51.083	35.681	37.829	37.573	195.3	21:16.857	18	1	1:41.633	28.158	36.473	37.002	202.2	37:40.108
9	1	1:46.266	30.699	38.081	37.486	194.6	23:03.123	19	1	1:44.089	29.048	36.902	38.139	196.7	39:24.197
								20 1:41.423 27.879 36.503 37.041 197.4 41:05.620							



2.0L CUP GRAND PRIX DE L'AGE D'OR PRIVATE PRACTICE

Sector Analysis

■ Personal Best
 ■ Session Best
 B Crossing the finish line in pit lane

Lap	D	Time	Sector 1	Sector 2	Sector 3	T. Spd	Elapsed	Lap	D	Time	Sector 1	Sector 2	Sector 3	T. Spd	Elapsed
2	1	1:44.658	28.758	37.602	38.298	191.8	7:33.303								
3	1	1:45.526	29.476	37.858	38.192	194.2	9:18.829								
4	1	1:45.382	28.834	38.566	37.982	194.2	11:04.211								
5	1	1:45.037	29.081	37.767	38.189	193.2	12:49.248								
6	1	1:44.774	29.089	37.715	37.970	193.9	14:34.022								
7	1	4:11.270 B	29.493	37.665	3:04.112		18:45.292								
8	1	1:56.024	38.774	38.188	39.062	190.8	20:41.316								
9	1	1:47.550	30.153	38.612	38.785	192.2	22:28.866								
10	1	1:47.788	29.873	38.837	39.078	193.2	24:16.654								
11	1	1:46.973	29.916	38.145	38.912	196.0	26:03.627								
12	1	1:46.961	29.579	38.586	38.796	194.2	27:50.588								
13	1	1:47.306	29.884	38.773	38.649	194.2	29:37.894								
14	1	1:47.620	30.108	38.477	39.035	194.2	31:25.514								
15	1	1:47.355	29.905	38.855	38.595	193.5	33:12.869								
16	1	1:47.528	29.613	38.588	39.327	194.6	35:00.397								
17	1	1:47.212	30.170	38.675	38.367	195.3	36:47.609								
18	1	1:46.719	30.059	38.322	38.338	193.5	38:34.328								
19	1	1:46.755	29.883	38.226	38.646	192.2	40:21.083								