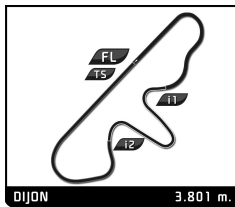


HERITAGE TOURING CUP  
GRAND PRIX DE L'AGE D'OR  
PRIVATE PRACTICE

Sector Analysis

Personal Best Session Best B Crossing the finish line in pit lane

Lap	D	Time	Sector 1	Sector 2	Sector 3	T. Spd	Elapsed	Lap	D	Time	Sector 1	Sector 2	Sector 3	T. Spd	Elapsed	
<b>2</b>		FORD Escort 1600 RS 1972 1. Caroline GRIFNEE TC2														
1	1	3:15.429	1:57.120	40.479	37.830	203.4	3:15.429	3	1	1:46.263	29.977	38.814	37.472	202.6	6:13.486	
2	1	1:43.261	28.711	38.300	36.250	219.1	4:58.690	4	1	1:44.640	28.993	38.192	37.455	207.3	7:58.126	
3	1	3:37.410 B	28.867	37.171	2:31.372		8:36.100	5	1	1:44.450	29.234	38.636	36.580	209.7	9:42.576	
4	1	1:46.102	34.767	36.073	35.262	213.4	10:22.202	6	1	1:41.433	28.195	36.760	36.478	210.1	11:24.009	
5	1	1:38.388	27.254	36.387	34.747	216.0	12:00.590	7	1	1:41.981	28.558	37.226	36.197	211.8	13:05.990	
6	1	1:40.074	28.202	35.415	36.457	211.4	13:40.664	8	1	1:41.015	28.259	36.596	36.160	213.0	14:47.005	
7	1	1:39.180	28.365	35.561	35.254	214.7	15:19.844	9	1	3:54.950 B	27.951	36.869	2:50.130		18:41.955	
8	1	1:37.611	27.175	35.455	34.981	213.9	16:57.455	10	1	1:59.858	41.306	40.267	38.285	203.4	20:41.813	
9	1	1:37.739	27.465	35.418	34.856	214.7	18:35.194	11	1	1:46.011	29.887	38.479	37.645	200.4	22:27.824	
10	1	1:38.240	27.344	35.140	35.756	213.4	20:13.434	12	1	6:14.912 B	30.099	40.521	5:04.292		28:42.736	
11	1	1:36.020	26.524	34.792	34.704	208.9	21:49.454	13	1	1:55.318	37.518	39.989	37.811	200.7	30:38.054	
<b>3</b>		BMW 3.0 CSL 1975 1. Daniel REINHARDT TC2 2. Dominique REINHARDT														
1	1	3:12.125	1:45.696	46.283	40.146	210.9	3:12.125	1	1	3:51.851	2:32.825	39.334	39.692	172.0	3:51.851	
2	1	1:45.847	30.688	38.926	36.233	216.9	4:57.972	2	1	1:47.717	30.442	39.173	38.102	184.9	5:39.568	
3	1	1:40.543	28.105	37.230	35.208	218.2	6:38.515	3	1	1:46.242	31.254	39.748	35.240	211.8	7:25.810	
4	1	1:37.141	27.379	35.196	34.566	220.4	8:15.656	4	1	3:15.142 B	28.085	36.137	2:10.920		10:40.952	
5	1	1:36.779	27.381	34.753	34.645	222.2	9:52.435	5	1	1:51.338	38.400	36.450	36.488	215.6	12:32.290	
6	1	1:37.819	27.076	35.638	35.105	223.6	11:30.254	6	1	1:36.685	26.859	35.406	34.420	219.5	14:08.975	
7	1	1:40.854	31.078	35.412	34.364	220.4	13:11.108	7	1	1:37.822	27.632	34.865	35.325	219.1	15:46.797	
8	1	1:35.426	26.653	34.528	34.245	220.9	14:46.534	8	1	1:36.531	27.084	34.811	34.636	217.3	17:23.328	
9	1	1:35.278	26.707	34.560	34.011	221.3	16:21.812	9	1	10:59.420 B	29.107	36.761	9:53.552		28:22.748	
10	1	1:34.770	26.177	34.708	33.885	220.9	17:56.582	10	1	1:46.554	36.241	35.434	34.879	210.9	30:09.302	
11	1	1:34.547	26.288	34.433	33.826	221.8	19:31.129									
12	1	1:35.214	26.033	34.660	34.521	222.7	21:06.343									
13	1	1:35.536	26.042	35.218	34.276	222.2	22:41.879									
<b>4</b>		JAGUAR XJS HE 1981 1. Sherman GAY Group A														
1	1	3:42.577	2:05.932	47.366	49.279	162.2	3:42.577									
2	1	2:01.789	36.080	42.896	42.813	189.8	5:44.366									
3	1	13:26.564 B	38.163	40.049	...		19:10.930									
4	1	2:00.663	40.105	40.334	40.224	184.3	21:11.593									
<b>5</b>		FORD Capri 2600 RS 1973 1. Alain VÖGELE TC2														
1	1	4:24.482	3:04.539	41.250	38.693	212.2	4:24.482									
2	1	1:43.546	29.805	36.863	36.878	213.4	6:08.028									
3	1	3:52.844 B	28.698	39.028	2:45.118		10:00.872									
4	1	1:46.203	34.190	36.450	35.563	216.0	11:47.075									
5	1	1:45.045	31.717	37.616	35.712	216.4	13:32.120									
6	1	1:39.277	27.759	35.859	35.659	216.9	15:11.397									
7	1	1:39.313	28.001	35.843	35.469	219.1	16:50.710									
8	1	1:39.820	28.838	35.931	35.051	219.5	18:30.530									
9	1	1:39.108	27.560	35.700	35.848	217.3	20:09.638									
10	1	1:38.524	27.809	35.606	35.109	219.5	21:48.162									
11	1	6:59.267 B	29.042	37.881	5:52.344		28:47.429									
12	1	1:51.917	36.927	38.652	36.338	184.6	30:39.346									
<b>6</b>		BMW 635 CSI 1981 1. Olivier CAZALIERES TC2 2. Antoine CAZALIERES														
1	1	2:35.470	1:12.017	42.195	41.258	170.1	2:35.470									
2	1	1:51.753	32.497	40.605	38.651	191.8	4:27.223									
<b>7</b>		FORD Capri 2600 RS 1975 1. Carlo VÖGELE TC2														
1	1	3:51.851	2:32.825	39.334	39.692	172.0	3:51.851									
2	1	1:47.717	30.442	39.173	38.102	184.9	5:39.568									
3	1	1:46.242	31.254	39.748	35.240	211.8	7:25.810									
4	1	3:15.142 B	28.085	36.137	2:10.920		10:40.952									
5	1	1:51.338	38.400	36.450	36.488	215.6	12:32.290									
6	1	1:36.685	26.859	35.406	34.420	219.5	14:08.975									
7	1	1:37.822	27.632	34.865	35.325	219.1	15:46.797									
8	1	1:36.531	27.084	34.811	34.636	217.3	17:23.328									
9	1	10:59.420 B	29.107	36.761	9:53.552		28:22.748									
10	1	1:46.554	36.241	35.434	34.879	210.9	30:09.302									
<b>8</b>		FORD Escort 1600 RS 1974 1. Xavier GALANT TC2 2. Vincent NEURRISSE														
1	1	3:13.786	1:49.337	44.060	40.389	192.2	3:13.786									
2	1	1:44.719	29.531	38.743	36.445	214.7	4:58.505									
3	1	1:40.532	28.008	37.207	35.317	214.3	6:39.037									
4	1	1:39.519	27.871	36.605	35.043	210.9	8:18.556									
5	1	1:38.905	27.160	35.479	36.266	202.6	9:57.461									
6	1	1:40.678	28.505	36.206	35.967	203.8	11:38.139									
7	1	3:39.346 B	29.657	35.955	2:33.734		15:17.485									
8	1	1:49.852	37.000	36.791	36.061	203.4	17:07.337									
9	1	1:39.467	28.388	35.636	35.443	203.0	18:46.804									
10	1	1:38.976	27.627	35.924	35.425	201.1	20:25.780									
11	1	1:37.630	26.811	35.475	35.344	201.9	22:03.410									
12	1	1:42.593	27.083	34.936	40.574	124.4	23:46.003									
13	1	5:21.967 B	37.727	45.614	3:58.626		29:07.970									
14	1	1:49.797	35.534	38.313	35.950	201.1	30:57.767									
<b>9</b>		FORD Capri 2600 RS 1973 1. Thomas STUDER TC2														
1	1	4:25.599	3:02.693	42.185	40.721	168.5	4:25.599									
2	1	1:47.587	30.725	38.458	38.404	189.1	6:13.186									
3	1	1:45.938	29.953	38.108	37.877	201.5	7:59.124									
4	1	1:43.677	28.564	38.637	36.476	213.0	9:42.801									
5	1	4:24.141 B	28.357	36.908	3:18.876		14:06.942									
6	1	1:50.274	37.954	36.417	35.903	210.9	15:57.216									
7	1	1:38.520	27.324	35.491	35.705	212.6	17:35.736									
8	1	1:38.507	27.231	35.782	35.494	212.6	19:14.243									
9	1	1:39.043	27.510	35.591	35.942	212.2	20:53.286									
10	1	1:39.871	28.403	35.821	35.647	210.5	22:33.157									
11	1	6:42.902 B	28.858	39.860	5:34.184		29:16.059									
12	1	1:54.574	39.386	37.626	37.562	206.5	31:10.633									

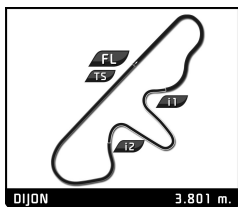


HERITAGE TOURING CUP  
GRAND PRIX DE L'AGE D'OR  
PRIVATE PRACTICE

Sector Analysis

Personal Best Session Best B Crossing the finish line in pit lane

Lap	D	Time	Sector 1	Sector 2	Sector 3	T. Spd	Elapsed	Lap	D	Time	Sector 1	Sector 2	Sector 3	T. Spd	Elapsed	
<b>11</b>		<b>BMW 3.0 CSL 1975</b>						TC2								
		1.Charles FIRMENICH														
		2.Henri MOSER														
1	1	2:48.271	1:35.444	37.354	35.473	209.3	2:48.271	4	1	2:04.305	34.800	44.967	44.538	162.7	9:55.207	
2	1	1:37.983	27.845	34.721	35.417	210.9	4:26.254	5	1	1:59.180	33.993	42.240	42.947	174.8	11:54.387	
3	1	<b>1:35.364</b>	27.392	<b>34.118</b>	<b>33.854</b>	208.9	6:01.618	6	1	1:57.789	34.451	<b>41.173</b>	42.165	175.6	13:52.176	
4	1	4:36.622 <b>B</b>	<b>26.028</b>	35.693	3:34.901		10:38.240	7	1	4:15.019 <b>B</b>	34.422	43.088	2:57.509		18:07.195	
5	1	1:52.384	40.460	36.725	35.199	204.9	12:30.624	8	1	2:09.585	41.331	44.674	43.580	178.5	20:16.780	
6	1	1:37.690	27.500	34.982	35.208	206.1	14:08.314	9	1	<b>1:56.831</b>	32.687	43.049	<b>41.095</b>	183.1	22:13.611	
7	1	1:37.863	27.693	34.503	35.667	203.8	15:46.177	10	1	6:10.902 <b>B</b>	<b>32.477</b>	42.397	4:56.028		28:24.513	
8	1	1:37.111	26.758	34.740	35.613	201.1	17:23.288	11	1	2:05.210	39.887	42.624	42.699	177.0	30:29.723	
9	1	1:38.279	27.710	34.527	36.042	204.5	19:01.567									
10	1	1:38.620	26.566	35.935	36.119	204.9	20:40.187									
11	1	1:35.956	26.423	34.782	34.751	208.5	22:16.143									
12	1	7:09.401 <b>B</b>	28.381	34.983	6:06.037		29:25.544									
13	1	1:41.743	32.842	34.791	34.110	209.3	31:07.287									
<b>15</b>		<b>BMW 3.0 CSI 1974</b>						TC1								
		1.G�rard LASCAUX														
		2.Benjamin MUNSCH														
1	1	3:38.989			44.439	178.8	3:38.989									
2	1	1:56.007			41.477	178.2	5:34.996									
3	1	1:58.503			38.982	175.6	7:33.499									
4	1	1:55.655			40.696	182.7	9:29.154									
5	1	1:49.925			40.198	150.6	11:19.079									
6	1	3:44.265 <b>B</b>			2:30.517		15:03.344									
7	1	1:58.123			40.247	176.5	17:01.467									
8	1	1:45.789			38.335	180.0	18:47.256									
9	1	1:45.040			<b>37.756</b>	181.5	20:32.296									
10	1	<b>1:44.170</b>			38.155	184.3	22:16.466									
<b>17</b>		<b>FORD Escort 1600 RS 1971</b>						TC2								
		1.Claude BOISSY														
		2.Alain MIRAN														
1	1	3:14.421	1:48.542	44.343	41.536	162.4	3:14.421									
2	1	1:44.468	29.960	38.494	36.014	208.1	4:58.889									
3	1	3:17.119	1:10.812	1:29.390	36.917	213.9	8:16.008									
4	1	<b>1:36.760</b>	27.745	<b>34.695</b>	<b>34.320</b>	221.8	9:52.768									
5	1	1:36.914	<b>26.934</b>	35.546	34.434	216.9	11:29.682									
6	1	1:41.717	31.131	35.267	35.319	217.3	13:11.399									
7	1	6:38.428 <b>B</b>	28.833	46.271	5:23.324		19:49.827									
8	1	1:47.183	35.193	35.777	36.213	212.2	21:37.010									
9	1	1:39.243	27.987	35.945	35.311	213.0	23:16.253									
<b>20</b>		<b>BMW 3.0 CSL 1975</b>						TC2								
		1.Christophe VAN RIET														
1	1	2:01.397	49.126	37.215	35.056	216.4	2:01.397									
2	1	1:35.778	26.932	34.260	34.586	220.4	3:37.175									
3	1	1:33.383	26.421	34.077	<b>32.885</b>	220.9	5:10.558									
4	1	<b>1:31.484</b>	<b>25.379</b>	<b>32.933</b>	33.172	220.4	6:42.042									
5	1	1:33.693	25.929	34.402	33.362	222.7	8:15.735									
6	1	1:33.691	26.224	33.399	34.068	222.2	9:49.426									
7	1	1:35.797	26.656	33.606	35.535	219.1	11:25.223									
<b>24</b>		<b>BMW 2002 TI 1968</b>						TC2								
		1.Lorna Marie ABEND														
		2.Katrin BEHRENS														
1	1	3:25.525	1:51.471	46.540	47.514	145.7	3:25.525									
2	1	2:09.542	38.081	45.767	45.694	163.9	5:35.067									
3	1	2:15.835	39.472	48.183	48.180	164.9	7:50.902									
<b>25</b>		<b>BMW 3.0 CSL 1975</b>						TC2								
		1.Christian TRABER														
1	1	2:25.472	1:07.537	39.162	38.773	161.9	2:25.472									
2	1	1:38.724	29.815	35.105	33.804	231.3	4:04.196									
3	1	<b>1:37.334</b>	<b>27.011</b>	36.102	34.221	239.5	5:41.530									
4	1	4:43.929 <b>B</b>	29.769	45.670	3:28.490		10:25.459									
5	1	12:37.664 <b>B</b>	34.040	<b>34.093</b>	...		23:03.123									
6	1	5:27.358 <b>B</b>	39.730	42.209	4:05.419		28:30.481									
7	1	1:42.951	35.064	34.374	<b>33.513</b>	239.5	30:13.432									
<b>27</b>		<b>FORD Capri 2600 RS 1975</b>						TC2								
		1.Baptiste POLAN														
		2.Cl�ment POLAN														
1	1	2:37.808	1:17.963	40.678	39.167	205.3	2:37.808									
2	1	1:50.587	31.441	41.084	38.062	211.4	4:28.395									
3	1	1:47.775	30.370	40.281	37.124	212.6	6:16.170									
4	1	1:43.383	28.710	37.200	37.473	212.2	7:59.553									
5	1	1:47.377	29.775	39.253	38.349	214.7	9:46.930									
6	1	1:46.339	30.619	37.333	38.387	211.8	11:33.269									
7	1	1:43.568	29.408	37.463	36.697	210.9	13:16.837									
8	1	1:42.563	29.333	36.963	36.267	213.4	14:59.400									
9	1	1:41.203	28.464	36.100	36.639	210.9	16:40.603									
10	1	1:41.339	28.204	36.525	36.610	210.9	18:21.942									
11	1	1:45.240	28.456	39.476	37.308	209.7	20:07.182									
12	1	<b>1:39.917</b>	27.941	<b>35.942</b>	<b>36.034</b>	213.0	21:47.099									
13	1	1:43.393	27.355	37.053	38.985	209.3	23:30.492									
<b>28</b>		<b>FORD Escort 1600 RS 1975</b>						TC2								
		1.Peter V�GELE														
1	1	2:45.916	1:24.648	42.700	38.568	197.8	2:45.916									
2	1	1:43.211	28.969	37.829	36.413	206.1	4:29.127									
3	1	1:48.039	30.189	40.374	37.476	205.7	6:17.166									
4	1	1:42.882	28.321	38.526	36.035	206.5	8:00.048									
5	1	1:44.004	28.290	39.845	35.869	208.5	9:44.052									
6	1	3:25.278 <b>B</b>	<b>27.799</b>	38.305	2:19.174		13:09.330									
7	1	1:49.272	36.131	36.970	36.171	200.7	14:58.602									
8	1	1:40.659	27.935	36.621	36.103	201.9	16:39.261									
9	1	1:40.286	27.972	36.032	36.282	201.5	18:19.547									
10	1	<b>1:39.997</b>	28.295	<b>35.816</b>	35.886	201.9	19:59.544									
11	1	1:40.445	28.056	36.521	<b>35.868</b>	206.5	21:39.989									
12	1	1:47.165	30.068	40.122	36.975	182.1	23:27.154									
<b>30</b>		<b>BMW 2002 TI 1970</b>						TC2								
		1.Nicolas TRABER														
1	1	3:44.347	2:11.029	47.138	46.180	151.0	3:44.347									
2	1	2:00.972	36.537	42.996	41.439	191.2	5:45.319									
3	1	1:52.357	35.605	38.625	38.127	191.8	7:37.676									
4	1	1:42.792	28.132	37.794	36.866	194.9	9:20.468									
5	1	1:41.893	28.070	37.076	36.747	195.7	11:02.361									

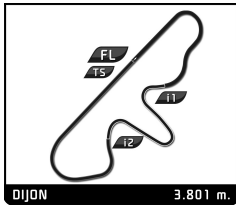


HERITAGE TOURING CUP  
GRAND PRIX DE L'AGE D'OR  
PRIVATE PRACTICE

Sector Analysis

■ Personal Best ■ Session Best B Crossing the finish line in pit lane

Lap	D	Time	Sector 1	Sector 2	Sector 3	T. Spd	Elapsed	Lap	D	Time	Sector 1	Sector 2	Sector 3	T. Spd	Elapsed	
6	1	3:51.314	B	27.932	36.380	2:47.002	14:53.675	3	1	1:38.596	28.267	35.888	34.441	236.8	10:07.792	
7	1	1:47.711		34.901	36.207	36.603	193.9	4	1	1:39.069	27.737	36.521	34.811	237.4	11:46.861	
8	1	1:41.031		27.635	36.744	36.652	194.6	5	1	1:39.170	30.052	35.020	34.098	235.3	13:26.031	
9	1	1:41.603		28.749	37.481	35.373	199.6	6	1	4:58.379	B	27.578	35.108	3:55.693	18:24.410	
10	1	1:38.954		27.312	35.787	35.855	198.9	7	1	1:49.752	39.748	36.519	33.485	241.6	20:14.162	
11	1	1:40.985		28.419	36.658	35.908	197.4	8	1	1:34.424		26.712	34.262	33.450	240.5	21:48.586
<b>33</b> BMW 635 CSI 1985 1. Robert BOOS 2. Pascal GOURY Group A								<b>43</b> ALFA ROMEO 1750 GTAM 1971 1. Lucien GUITTENY 2. Maxime BOCHET TC2								
1	1	2:18.418		54.348	43.952	40.118	191.5	1	1	5:20.668	3:55.436	43.230	42.002	164.9	5:20.668	
2	1	1:51.062		32.231	41.384	37.447	190.1	2	1	1:45.899	30.810	37.425	37.664	182.7	7:06.567	
3	1	1:43.865		29.718	37.471	36.676	213.0	3	1	1:43.170	29.721	36.520	36.929	188.8	8:49.737	
4	1	1:45.117		28.901	38.351	37.865	213.0	4	1	1:40.595	27.745	36.135	36.715	187.5	10:30.332	
5	1	1:41.520		28.409	37.255	35.856	216.9	5	1	1:40.587		28.090	36.052	36.445	191.2	12:10.919
6	1	1:40.049		27.926	36.405	35.718	215.6	6	1	1:40.676		27.599	36.253	36.824	190.8	13:51.595
7	1	3:55.802	B	27.554	35.622	2:52.626	14:55.833	7	1	1:41.171	27.884	36.454	36.833	193.2	15:32.766	
8	1	1:46.908		34.603	37.012	35.293	216.0	8	1	2:02.910	31.403	40.692	50.815	134.5	17:35.676	
9	1	1:39.485		27.893	36.436	35.156	208.1	9	1	4:28.943	B	32.564	40.396	3:15.983	22:04.619	
10	1	1:41.101		28.481	37.238	35.382	212.2	10	1	6:29.180	B	44.383	39.463	5:05.334	28:33.799	
11	1	1:38.024		27.361	36.017	34.646	217.7	11	1	1:52.584	36.345	37.535	38.704	183.1	30:26.383	
12	1	1:41.274		29.565	36.746	34.963	215.6	<b>46</b> FORD Mustang MkI 1965 1. Christian DUMOLIN 2. Pierre-Alain THIBAUT TC1								
13	1	5:13.568	B	31.242	39.886	4:02.440	28:36.193	1	1	4:25.437	3:05.614	41.359	38.464	216.4	4:25.437	
14	1	1:51.011		36.129	37.537	37.345	180.0	2	1	1:45.280	29.981	38.237	37.062	218.6	6:10.717	
<b>40</b> BMW 3.0 CSL 1975 1. Michael ERLICH TC2								3								
1	1	3:07.208		1:43.799	44.591	38.818	210.9	3	1	1:46.798	29.674	39.668	37.456	218.2	7:57.515	
2	1	1:43.022				35.239	238.9	4	1	1:48.670	29.367	41.251	38.052	199.3	9:46.185	
3	1	1:30.201				31.329	243.2	5	1	1:47.876	30.434	40.586	36.856	223.1	11:34.061	
4	1	1:36.879				34.553	236.8	6	1	1:45.358	30.140	37.952	37.266	220.9	13:19.419	
5	1	4:12.199	B			3:12.288	12:09.509	7	1	1:44.983		29.310	38.678	36.995	221.8	15:04.402
6	1	1:41.027				32.330	241.6	8	1	1:45.524	30.920	38.247	36.357	220.9	16:49.926	
7	1	1:31.627				32.371	218.2	9	1	4:00.333	B	29.796	39.025	2:51.512	20:50.259	
8	1	1:34.379		27.232	34.193	32.954	242.7	10	1	1:51.120	37.329	38.084	35.707	224.5	22:41.379	
9	1	1:28.970				30.927	244.3	<b>50</b> FORD Capri 3100 RS 1975 1. Maxime GUENAT TC2								
10	1	1:33.632				32.642	242.2	1	1	17:10.582	...	33.831	32.794	232.8	17:10.582	
<b>41</b> BMW 635 CSI 1983 1. Jean-Lou RIHON 2. Nick PADMORE Group A								2								
1	1	2:21.672		1:04.561	39.745	37.366	204.5	2	1	1:32.063	25.759	33.861	32.443	233.8	18:42.645	
2	1	1:41.400		29.184	36.815	35.401	208.9	3	1	1:29.675		24.704	33.092	31.879	236.3	20:12.320
3	1	1:39.507		26.936	35.928	36.643	210.1	4	1	1:30.086	25.145	33.228	31.713	240.0	21:42.406	
4	1	1:43.333		29.070	39.775	34.488	211.8	5	1	1:31.522	26.077	33.366	32.079	241.1	23:13.928	
5	1	1:35.557		26.414	34.846	34.297	213.4	<b>51</b> FORD Escort 1600 RS 1975 1. Thierry de LATRE DU BOSQ 2. Alex de LATRE DU BOSQL TC2								
6	1	1:34.072		25.969	34.295	33.808	216.9	1	1	2:17.282	1:00.667	38.442	38.173	194.6	2:17.282	
7	1	1:33.417		25.710	33.896	33.811	213.4	2	1	1:37.891	27.876	35.871	34.144	218.6	3:55.173	
8	1	1:34.950		26.741	34.300	33.909	207.3	3	1	1:42.835	27.720	39.111	36.004	213.4	5:38.008	
9	1	1:38.042		27.877	36.115	34.050	215.6	4	1	3:59.817	B	28.313	34.517	2:56.987	9:37.825	
10	1	4:58.548	B	26.018	35.031	3:57.499	20:20.498	5	1	2:06.759	43.949	42.899	39.911	166.7	11:44.584	
11	1	1:52.226		38.895	37.856	35.475	213.0	6	1	1:52.049	33.679	39.428	38.942	174.2	13:36.633	
12	1	6:49.924	B	30.021	38.602	5:41.301	29:02.648	7	1	1:45.265	29.766	37.554	37.945	203.0	15:21.898	
13	1	1:57.678		42.658	39.032	35.988	208.9	8	1	1:43.651	29.618	38.117	35.916	208.9	17:05.549	
<b>42</b> AMC Javelin 1972 1. Marc DEVIS 2. Martin O'CONNELL TC2								9								
1	1	6:38.079	B	2:21.052	39.918	3:37.109	6:38.079	9	1	1:45.581	31.665	37.680	36.236	202.2	18:51.130	
2	1	1:51.117		38.351	37.131	35.635	232.3	10	1	1:42.502	30.227	36.762	35.513	208.9	20:33.632	
								11	1	1:41.577	28.342	37.999	35.236	210.1	22:15.209	

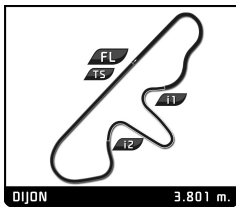


# HERITAGE TOURING CUP GRAND PRIX DE L'AGE D'OR PRIVATE PRACTICE

## Sector Analysis

Personal Best Session Best B Crossing the finish line in pit lane

Lap	D	Time	Sector 1	Sector 2	Sector 3	T. Spd	Elapsed	Lap	D	Time	Sector 1	Sector 2	Sector 3	T. Spd	Elapsed		
<b>52</b>	FORD Capri 2600 RS 1972 1.Yves SCEMAMA TC2							8	1	1:30.829	25.379	33.267	32.183	241.6	17:16.294		
								9	1	<b>1:30.258</b>	25.486	<b>33.041</b>	<b>31.731</b>	240.0	18:46.552		
								10	1	9:51.601 <b>B</b>	34.802	45.919	8:30.880		28:38.153		
1	1	2:21.455	1:05.978	38.789	36.688	214.3	2:21.455										
2	1	1:38.085	28.260	35.170	34.655	219.1	3:59.540										
3	1	1:38.313	26.976	36.022	35.315	222.2	5:37.853										
4	1	1:37.954	27.570	34.574	35.810	214.3	7:15.807										
5	1	1:34.201	26.297	34.136	33.768	225.0	8:50.008										
6	1	<b>1:33.948</b>	26.211	<b>34.055</b>	<b>33.682</b>	225.9	10:23.956										
7	1	1:34.052	25.912	34.299	33.841	223.1	11:58.008										
8	1	3:48.484 <b>B</b>	27.625	35.088	2:45.771		15:46.492										
9	1	1:43.137	34.441	34.647	34.049	223.6	17:29.629										
10	1	1:34.656	26.053	34.166	34.437	221.3	19:04.285										
11	1	1:36.619	<b>25.814</b>	34.476	36.329	220.9	20:40.904										
12	1	7:59.238 <b>B</b>	26.459	34.632	6:58.147		28:40.142										
13	1	1:46.159	36.516	35.185	34.458	221.8	30:26.301										
<b>58</b>	ALFA ROMEO 1750 GTAM 1971 1.Patrick WILWERT TC2 2.Tom MAILLIET																
1	1	2:36.693	1:15.323	41.683	39.687	185.9	2:36.693										
2	1	1:50.871	31.922	40.812	38.137	193.9	4:27.564										
3	1	1:51.442	30.402	41.061	39.979	194.2	6:19.006										
4	1	1:46.017	30.042	38.631	37.344	194.2	8:05.023										
5	1	1:48.234	29.680	38.961	39.593	189.5	9:53.257										
6	1	2:59.885 <b>B</b>	29.049	38.171	1:52.665		12:53.142										
7	1	1:51.375	36.149	37.529	37.697	194.2	14:44.517										
8	1	1:43.232	29.174	<b>37.104</b>	36.954	192.5	16:27.749										
9	1	<b>1:42.862</b>	<b>28.421</b>	37.382	37.059	192.2	18:10.611										
10	1	1:43.204	28.820	37.380	37.004	192.2	19:53.815										
11	1	1:43.400	29.037	37.442	36.921	195.3	21:37.215										
12	1	1:43.128	29.157	37.201	<b>36.770</b>	192.9	23:20.343										
13	1	5:14.557 <b>B</b>	32.647	39.127	4:02.783		28:34.900										
14	1	1:52.051	35.766	37.679	38.606	174.2	30:26.951										
<b>66</b>	BMW 635 CSI 1983 1.Armand MILLE Group A																
1	1	4:51.805	3:35.324	39.071	37.410	195.3	4:51.805										
2	1	1:38.446	28.172	35.449	34.825	196.7	6:30.251										
3	1	1:36.484	26.925	35.221	34.338	197.8	8:06.735										
4	1	1:39.081	27.784	35.791	35.506	199.6	9:45.816										
5	1	1:41.057	26.669	36.977	37.411	195.7	11:26.873										
6	1	1:38.862	27.143	36.170	35.549	199.3	13:05.735										
7	1	1:36.138	26.600	34.749	34.789	195.7	14:41.873										
8	1	1:35.522	26.499	34.841	34.182	200.4	16:17.395										
9	1	1:36.626	27.460	34.470	34.696	196.7	17:54.021										
10	1	<b>1:34.623</b>	26.301	<b>34.429</b>	<b>33.893</b>	200.7	19:28.644										
11	1	1:36.586	<b>26.249</b>	36.022	34.315	199.6	21:05.230										
12	1	1:35.942	26.443	34.609	34.890	201.9	22:41.172										
<b>71</b>	FORD Mustang 289 1965 1.Stéphane GUYOT-SIONN TC1 2.Baptiste GUYOT-SIONNE																
1	1	5:43.013	4:15.372	44.433	43.208	173.4	5:43.013										
2	1	1:57.097	33.126	42.930	41.041	179.7	7:40.110										
3	1	1:51.907	31.275	41.092	39.540	188.8	9:32.017										
4	1	<b>1:48.668</b>	<b>30.346</b>	<b>39.184</b>	<b>39.138</b>	187.8	11:20.685										
5	1	4:36.132 <b>B</b>	1:16.358	41.365	2:38.409		15:56.817										
6	1	2:00.421	40.187	40.545	39.689	187.8	17:57.238										
7	1	1:49.390	30.440	39.482	39.468	184.3	19:46.628										
8	1	1:50.768	30.966	39.991	39.811	187.2	21:37.396										
9	1	1:54.663	32.066	41.348	41.249	149.2	23:32.059										
<b>75</b>	BMW 3.0 CSL 1973 1.Eric MESTDAGH TC2																
1	1	2:13.572	55.783	39.720	38.069	203.4	2:13.572										
2	1	1:36.500	27.391	35.118	33.991	222.7	3:50.072										
3	1	1:39.421	27.169	36.799	35.453	220.0	5:29.493										
4	1	3:28.752 <b>B</b>	29.103	34.319	2:25.330		8:58.245										
5	1	1:43.985	36.456	34.535	32.994	227.8	10:42.230										
6	1	1:32.982	25.620	33.794	33.568	227.4	12:15.212										
7	1	1:33.853	25.603	34.679	33.571	227.4	13:49.065										
8	1	1:33.114	25.615	34.559	32.940	225.5	15:22.179										
9	1	1:35.513	26.711	35.073	33.729	229.3	16:57.692										
10	1	<b>1:32.614</b>	25.676	34.197	<b>32.741</b>	229.3	18:30.306										
11	1	1:33.281	25.444	34.359	33.478	228.3	20:03.587										
12	1	1:33.663	<b>25.411</b>	<b>33.730</b>	34.522	213.0	21:37.250										
13	1	1:34.500	26.885	34.450	33.165	226.4	23:11.750										
14	1	5:16.385 <b>B</b>	29.405	41.912	4:05.068		28:28.135										
15	1	1:46.670	36.511	34.905	35.254	227.8	30:14.805										
<b>60</b>	FORD Capri 3100 RS 1975 1.Yvan MAHE TC2 2.Guillaume MAHE																
1	1	3:05.893	1:54.222	37.554	34.117	220.4	3:05.893										
2	1	1:34.795	27.789	34.192	32.814	239.5	4:40.688										
3	1	1:31.709	25.422	33.465	32.822	241.6	6:12.397										
4	1	1:32.743	25.865	34.855	32.023	240.0	7:45.140										
5	1	4:49.841 <b>B</b>	26.322	34.133	3:49.386		12:34.981										
6	1	1:39.095	32.234	34.027	32.834	235.8	14:14.076										
7	1	1:31.389	<b>25.372</b>	33.404	32.613	239.5	15:45.465										
<b>84</b>	1.Eric WASSERMANN																
1	1	2:47.113	1:23.674	43.025	40.414	205.3	2:47.113										
2	1	1:42.492	29.419	37.519	35.554	213.0	4:29.605										
3	1	1:43.945	29.795	38.378	35.772	213.0	6:13.550										
4	1	1:39.061	27.399	36.247	35.415	208.9	7:52.611										
5	1	3:30.832 <b>B</b>	27.468	38.643	2:24.721		11:23.443										
6	1	1:49.627	38.204	36.828	<b>34.595</b>	210.9	13:13.070										



# HERITAGE TOURING CUP

## GRAND PRIX DE L'AGE D'OR

### PRIVATE PRACTICE

### Sector Analysis

■ Personal Best ■ Session Best B Crossing the finish line in pit lane

Lap	D	Time	Sector 1	Sector 2	Sector 3	T. Spd	Elapsed	Lap	D	Time	Sector 1	Sector 2	Sector 3	T. Spd	Elapsed
-----	---	------	----------	----------	----------	--------	---------	-----	---	------	----------	----------	----------	--------	---------

<b>89</b>	FORD Escort 1600 RS 1975														
	1. Franco MEINERS TC2														
1	1	3:06.125	1:42.594	43.520	40.011	197.8	3:06.125								
2	1	5:50.480 <b>B</b>	34.053	40.901	4:35.526		8:56.605								
3	1	1:51.137	40.035	36.280	34.822	219.5	10:47.742								
4	1	1:40.665	29.224	36.040	35.401	206.5	12:28.407								
5	1	<b>1:38.253</b>	<b>28.834</b>	<b>35.082</b>	<b>34.337</b>	216.4	14:06.660								
6	1	1:51.276	30.169	37.900	43.207	142.5	15:57.936								
7	1	13:00.071 <b>B</b>	36.087	41.552	...		28:58.007								
8	1	1:46.258	35.938	35.484	34.836	202.6	30:44.265								

<b>113</b>	ALFA ROMEO Giulia Sprint GT 1965														
	1. Bertrand ROUCHAUD TC1														
	2. Vincent NEURRISSÉ														
1	1	5:59.543		44.043	165.1	5:59.543									
2	1	2:01.123		43.217	171.7	8:00.666									
3	1	1:53.881		41.503	176.2	9:54.547									
4	1	1:52.110		41.035	175.3	11:46.657									
5	1	1:54.527		40.678	174.8	13:41.184									
6	1	<b>1:50.627</b>		<b>40.571</b>	175.6	15:31.811									
7	1	5:15.217 <b>B</b>		4:03.625		20:47.028									
8	1	2:06.768		42.289	164.9	22:53.796									

<b>117</b>	FORD Escort 1600 RS 1975														
	1. Alain PAGES TC2														
1	1	4:48.841	3:22.627	42.706	43.508	149.4	4:48.841								
2	1	1:58.477	34.217	40.152	44.108	154.5	6:47.318								
3	1	1:57.125	33.936	40.642	42.547	161.7	8:44.443								
4	1	1:50.766	32.456	39.647	38.663	181.8	10:35.209								
5	1	1:43.676	28.769	36.494	38.413	180.0	12:18.885								
6	1	1:43.300	29.524	36.428	37.348	187.5	14:02.185								
7	1	1:40.842	27.997	35.799	37.046	171.7	15:43.027								
8	1	1:45.585	29.900	37.130	38.555	173.4	17:28.612								
9	1	1:39.107	28.533	<b>35.201</b>	35.373	205.7	19:07.719								
10	1	<b>1:37.713</b>	27.799	35.419	<b>34.495</b>	213.9	20:45.432								
11	1	1:42.719	<b>26.935</b>	38.310	37.474	191.5	22:28.151								
12	1	6:32.756 <b>B</b>	29.913	39.598	5:23.245		29:00.907								
13	1	1:58.407	43.930	38.067	36.410	186.9	30:59.314								

<b>155</b>	BMW 2002 1975														
	1. Charles VEILLARD TC2														
1	1	4:57.410	3:35.367	44.276	37.767	201.1	4:57.410								
2	1	1:40.701	28.073	36.753	35.875	202.2	6:38.111								
3	1	2:03.534	51.061	37.218	35.255	204.9	8:41.645								
4	1	1:37.389	27.544	35.266	34.579	206.9	10:19.034								
5	1	<b>1:35.442</b>	<b>26.412</b>	<b>34.606</b>	<b>34.424</b>	208.9	11:54.476								
6	1	3:26.056 <b>B</b>	28.966	39.373	2:17.717		15:20.532								
7	1	1:46.824	34.980	36.469	35.375	208.1	17:07.356								
8	1	1:38.784	27.394	35.579	35.811	206.9	18:46.140								
9	1	1:36.795	27.165	35.126	34.504	207.7	20:22.935								
10	1	1:36.195	26.589	35.117	34.489	208.5	21:59.130								
11	1	1:39.415	26.603	35.079	37.733	126.5	23:38.545								
12	1	5:06.784 <b>B</b>	38.565	49.412	3:38.807		28:45.329								
13	1	1:53.246	37.641	39.356	36.249	194.6	30:38.575								