LE MANS CLASSIC 6-7-8 JUILLET 2018

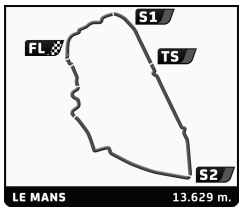

PLATEAU 6 - GRID 6
LE MANS CLASSIC 2018
RACE 1

Sector Analysis

Personal Best | Session Best | B Crossing the finish line in pit lane

1 — INALTERA GT 1976 — TSRC35
1.Henri PESCAROLO 3.Nicolas BELOUN 2.Frédéric CHAMBON

Lap	D	Time	Sector 1	Sector 2	Sector 3	T. Spd	Elapsed
1	1	4:54.309	52.722	1:47.130	2:14.457	238.6	4:54.309
2	1	4:40.451	45.591	1:44.046	2:10.814	257.7	9:34.760
3	1	6:10.845	44.514	1:41.049	3:45.282	272.5	15:45.605
4	1	6:25.897 B	45.274	1:44.333	3:56.290	207.7	22:11.502
5	1	8:11.475	2:34.316	3:14.892	2:22.267	69.3	30:22.977
6	1	4:44.191	44.635	1:42.327	2:17.229	239.6	35:07.168
7	1	5:16.693 B	45.111	1:44.860	2:46.722	214.2	40:23.861

2 — BMW M1 Procar 1979 — GTS37
1.Peter MUELDER 2.Christian TRABER

Lap	D	Time	Sector 1	Sector 2	Sector 3	T. Spd	Elapsed
1	1	4:57.496	54.157	1:47.608	2:15.731	237.0	4:57.496
2	1	4:42.952	44.361	1:45.644	2:12.947	218.5	9:40.448
3	1	6:07.624	44.206	1:45.031	3:38.387	243.9	15:48.072
4	1	6:24.871 B	44.975	1:45.778	3:54.118	210.9	22:12.943
5	1	10:10.821 B	2:08.355	3:09.161	4:53.305	74.5	32:23.764
6	1	6:22.385	2:01.781	1:59.912	2:20.692	198.7	38:46.149
7	1	4:47.577	45.048	1:48.096	2:14.433	223.4	43:33.726

3 — BMW M1 Procar 1979 — GTS37
1.Michael HINDERER 3.René ARNOUX 2.Peter HINDERER

Lap	D	Time	Sector 1	Sector 2	Sector 3	T. Spd	Elapsed
1	1	5:11.824	1:02.444	1:49.028	2:20.352	214.7	5:11.824
2	1	4:57.271	46.898	1:46.698	2:23.675	250.0	10:09.095
3	1	6:02.704	46.318	1:46.826	3:29.560	246.6	16:11.799
4	1	5:55.868	45.399	1:47.473	3:22.996	238.0	22:07.667
5	1	6:11.948 B	45.952	2:53.380	2:32.616	74.5	28:19.615
6	1	6:38.713	2:18.255	1:52.910	2:27.548	224.8	34:58.328
7	1	5:04.262	48.655	1:51.660	2:23.947	209.3	40:02.590
8	1	5:00.137	48.551	1:50.335	2:21.251	208.9	45:02.727

4 — FERRARI 512 BB LM 1981 — TSRC42
1.Diego MEIER 2.Remo LIPS

Lap	D	Time	Sector 1	Sector 2	Sector 3	T. Spd	Elapsed
1	1	5:00.052	56.659	1:47.770	2:15.623	218.1	5:00.052
2	1	4:45.929	46.607	1:44.341	2:14.981	252.9	9:45.981
3	1	6:03.782	46.074	1:43.258	3:34.450	256.5	15:49.763
4	1	6:07.503	45.245	1:44.549	3:37.709	230.0	21:57.266
5	1	5:56.898 B	46.105	2:49.834	2:20.959	76.9	27:54.164
6	1	7:06.237	2:37.530	1:59.130	2:29.577	183.0	35:00.401
7	1	5:03.672	48.025	1:53.133	2:22.514	232.5	40:04.073
8	1	5:04.107	49.613	1:51.629	2:22.865	208.5	45:08.180

5 — FERRARI 512 BB LM 1979 — TSRC42
1.Alexander RITTWEGER 2.Sam HANCOCK

Lap	D	Time	Sector 1	Sector 2	Sector 3	T. Spd	Elapsed
1	1	5:49.542 B	1:10.329	2:03.446	2:35.767	174.8	5:49.542

6 — PORSCHE 924 GTR 1981 — GTS37
1.Didier CAZEAUX 3.Dominique CAZEAUX 2.Jürgen BARTH

Lap	D	Time	Sector 1	Sector 2	Sector 3	T. Spd	Elapsed
1	1	5:35.793	1:12.283	1:56.288	2:27.222	198.3	5:35.793
2	1	5:01.979	48.842	1:53.138	2:19.999	194.8	10:37.772
3	1	6:03.216	47.943	1:51.159	3:24.114	239.6	16:40.988
4	1	6:03.039	48.339	1:53.625	3:21.075	195.5	22:44.027
5	1	6:29.582 B	49.043	3:09.863	2:30.676	72.2	29:13.609
6	1	6:45.808	2:25.771	1:55.023	2:25.014	190.0	35:59.417

8 — LOLA T292 BDG 1973 — TSRC28
1.Tony SINCLAIR

Lap	D	Time	Sector 1	Sector 2	Sector 3	T. Spd	Elapsed
1	1	4:37.533	47.049	1:42.048	2:08.436	223.0	4:37.533
2	1	4:33.760	44.395	1:41.396	2:07.969	223.0	9:11.293
3	1	4:55.500	43.244	1:40.144	2:32.112	224.8	14:06.793
4	1	5:49.345 B	41.772	1:40.315	3:27.258	248.9	19:56.138
5	1	7:23.646	2:17.736	2:57.747	2:08.163	77.8	27:19.784

9 — PORSCHE 911 Turbo 1975 — GTS27
1.Jean-François PIQUET 2.Alain TRINIANE

Lap	D	Time	Sector 1	Sector 2	Sector 3	T. Spd	Elapsed
1	1	6:07.506	1:21.473	2:06.306	2:39.727	172.9	6:07.506
2	1	5:33.228	52.542	2:01.846	2:38.840	191.7	11:40.734
3	1	6:29.026 B	51.723	2:01.126	3:36.177	189.0	18:09.760
4	1	8:02.330	2:50.732	2:15.004	2:56.594	198.7	26:12.090
5	1	6:53.604	53.411	3:17.223	2:42.970	81.1	33:05.694
6	1	5:48.987	52.584	2:08.168	2:48.235	183.3	38:54.681
7	1	5:31.934	53.086	2:03.972	2:34.876	199.0	44:26.615

10 — PORSCHE 935 K3 1979 — TSRC42
1.Nicolas D'IETEREN 2.Pierre LALMAND

Lap	D	Time	Sector 1	Sector 2	Sector 3	T. Spd	Elapsed
1	1	4:56.103	53.297	1:48.082	2:14.724	225.3	4:56.103
2	1	4:39.464	44.497	1:44.275	2:10.692	230.0	9:35.567
3	1	6:11.645	44.431	1:43.009	3:44.205	227.6	15:47.212
4	1	6:11.937	45.085	1:49.458	3:37.394	206.2	21:59.149
5	1	6:06.249 B	44.582	2:50.949	2:30.718	77.3	28:05.398
6	1	6:30.368	2:25.854	1:42.981	2:21.533	230.5	34:35.766
7	1	4:56.460	51.254	1:48.812	2:16.394	216.4	39:32.226
8	1	4:39.151	46.472	1:41.313	2:11.366	237.5	44:11.377

11 — PORSCHE 911 Carrera RSR 3,0L 1974 — GTS27
1.Thierry de LATRE DU BOS

Lap	D	Time	Sector 1	Sector 2	Sector 3	T. Spd	Elapsed
1	1	6:04.913 B	1:11.406	2:05.619	2:47.888	177.7	6:04.913
2	1	6:56.990	2:12.570	1:59.979	2:44.441	205.0	13:01.903
3	1	6:28.632 B	51.085	2:01.377	3:36.170	224.4	19:30.535
4	1	8:06.590	2:31.298	3:01.172	2:34.120	80.5	27:37.125
5	1	5:57.910	52.069	2:37.222	2:28.619	159.0	33:35.035
6	1	5:14.231	49.788	1:57.063	2:27.380	227.2	38:49.266
7	1	5:11.957	49.387	1:58.634	2:23.936	217.6	44:01.223

14 — PORSCHE 930 Gr.IV 1978 — GTS37
1.Klaus LUDWIG 3.Jürgen PENTZ 2.Ralf SCHNITZLER 4.Flavian GEISSLER

Lap	D	Time	Sector 1	Sector 2	Sector 3	T. Spd	Elapsed
1	1	5:37.483	1:13.142	1:58.056	2:26.285	209.3	5:37.483
2	1	5:20.791 B	48.970	1:54.097	2:37.724	224.4	10:58.274

15 — LOLA T286 DFV 1976 — TSRC29
1.Dominique GUENAT

Lap	D	Time	Sector 1	Sector 2	Sector 3	T. Spd	Elapsed
1	1	4:21.336	45.451	1:37.078	1:58.807	258.3	4:21.336
2	1	4:15.996	40.839	1:36.401	1:58.756	275.2	8:37.332
3	1	4:22.761	40.263	1:36.876	2:05.622	269.1	13:00.093
4	1	5:31.654	41.125	1:38.069	3:12.460	252.3	18:31.747

16 — FERRARI 512 BB LM 1979 — GTS37
1.Luigi LUCCHINI 2.Christian PESCATORI

Lap	D	Time	Sector 1	Sector 2	Sector 3	T. Spd	Elapsed
1	1	5:20.373 B	55.676	1:52.400	2:32.297	215.9	5:20.373

RICHARD MILLE EFG
Sarthe J.D Classics MOTUL Clear Channel GANT
Le Point ARTCURIAL Motorcars JAGUAR McLaren PORSCHE NOSTALGIE

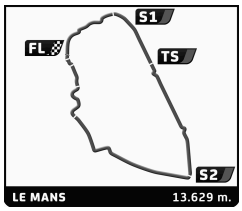

PLATEAU 6 - GRID 6
LE MANS CLASSIC 2018
RACE 1

Sector Analysis

Personal Best | Session Best | **B** Crossing the finish line in pit lane

17 — CHEVRON B31 BDG 1975 — TSRC28
1.Russell BÜSST
2.David FREEMAN

Lap	D	Time	Sector 1	Sector 2	Sector 3	T. Spd	Elapsed
1	1	4:39.100	47.321	1:43.179	2:08.600	232.5	4:39.100
2	1	4:30.983	42.191	1:41.343	2:07.449	235.0	9:10.083
3	1	4:49.714	41.273	1:40.778	2:27.663	260.1	13:59.797
4	1	5:35.108	41.473	1:42.492	3:11.143	254.1	19:34.905
5	1	5:42.814 B	40.968	1:45.146	3:16.700	247.8	25:17.719
6	1	7:04.422	2:07.661	2:51.538	2:05.223	76.1	32:22.141
7	1	4:34.365	43.121	1:43.836	2:07.408	254.1	36:56.506
8	1	4:35.885	42.593	1:44.372	2:08.920	237.5	41:32.391
9	1	4:30.281	41.526	1:40.249	2:08.506	260.8	46:02.672

18 — FORD Capri 2600 RS 1972 — TC25
1.Stephen DANCE

Lap	D	Time	Sector 1	Sector 2	Sector 3	T. Spd	Elapsed
1	1	5:19.077	1:02.962	1:55.855	2:20.260	185.5	5:19.077
2	1	4:56.615	46.596	1:51.198	2:18.821	233.5	10:15.692
3	1	6:05.735	46.170	1:50.203	3:29.362	235.0	16:21.427
4	1	6:04.793 B	45.884	1:50.348	3:28.561	217.2	22:26.220
5	1	7:40.111	2:10.364	3:10.596	2:19.151	70.9	30:06.331
6	1	4:58.738	46.076	1:52.491	2:20.171	245.5	35:05.069
7	1	4:59.354	46.487	1:51.982	2:20.885	211.3	40:04.423
8	1	4:58.873	48.064	1:51.657	2:19.152	219.0	45:03.296

19 — CHEVRON B21 BDG 1972 — TSRC28
1.Jean LEGRAS
2.Jean-Philippe DEBRIE

Lap	D	Time	Sector 1	Sector 2	Sector 3	T. Spd	Elapsed
1	1	5:09.592	56.973	1:53.061	2:19.558	203.1	5:09.592
2	1	5:02.351	48.179	1:54.353	2:19.819	207.7	10:11.943
3	1	6:06.271	45.458	1:51.316	3:29.497	193.7	16:18.214
4	1	6:03.330 B	44.282	1:48.440	3:30.608	237.0	22:21.544
5	1	9:35.265	3:53.299	3:07.953	2:34.013	64.6	31:56.809
6	1	5:03.536	49.014	1:50.853	2:23.669	196.9	37:00.345
7	1	4:55.092	47.592	1:47.877	2:19.623	244.4	41:55.437
8	1	4:46.529	46.020	1:45.923	2:14.586	253.5	46:41.966

20 — DATSUN 240 Z 1975 — GTS26
1.Robert CROFTON

Lap	D	Time	Sector 1	Sector 2	Sector 3	T. Spd	Elapsed
1	1	6:02.827	1:15.544	2:10.255	2:37.028	200.1	6:02.827
2	1	5:35.512	52.022	2:04.454	2:39.036	183.6	11:38.339
3	1	6:29.614 B	50.588	2:03.824	3:35.202	194.1	18:07.953
4	1	7:32.065	2:22.548	2:04.165	3:05.352	225.7	25:40.018
5	1	6:34.077	52.331	3:05.918	2:35.828	76.2	32:14.095
6	1	5:27.254	50.873	2:00.811	2:35.570	214.2	37:41.349
7	1	5:20.350	52.434	2:00.704	2:27.212	208.1	43:01.699
8	1	5:17.690	50.779	1:58.814	2:28.097	233.0	48:19.389

21 — PORSCHE 935 K3 1980 — TSRC42
1.Urs BECK

Lap	D	Time	Sector 1	Sector 2	Sector 3	T. Spd	Elapsed
1	1	4:50.888	54.469	1:42.852	2:13.567	238.0	4:50.888
2	1	4:35.295	45.676	1:40.168	2:09.451	248.9	9:26.183
3	1	5:28.604	44.780	1:39.530	3:04.294	264.6	14:54.787
4	1	5:40.632 B	44.285	1:39.838	3:16.509	268.5	20:35.419
5	1	7:17.788	2:13.195	2:51.968	2:12.625	75.7	27:53.207
6	1	5:26.650	44.730	2:21.613	2:20.307	214.7	33:19.857
7	1	4:35.381	44.118	1:41.114	2:10.149	245.0	37:55.238
8	1	4:31.584	44.535	1:39.875	2:07.174	239.1	42:26.822
9	1	4:28.145	43.147	1:37.992	2:07.006	270.4	46:54.967

22 — MIRAGE Gr 7 1973 — TSRC29
1.Roald GOETHE
2.Stuart HALL

Lap	D	Time	Sector 1	Sector 2	Sector 3	T. Spd	Elapsed
1	1	4:16.525	43.752	1:36.877	1:55.896	260.1	4:16.525
2	1	4:14.875	39.103	1:36.944	1:58.828	266.5	8:31.400
3	1	4:14.268	39.050	1:36.251	1:58.967	263.9	12:45.668
4	1	5:25.256 B	38.732	1:37.019	3:09.505	263.9	18:10.924
5	1	6:44.802	2:08.448	1:39.708	2:56.646	263.3	24:55.726
6	1	5:35.690	39.927	2:46.310	2:09.453	84.9	30:31.416
7	1	4:21.019	39.920	1:38.250	2:02.849	254.1	34:52.435
8	1	4:11.107	39.275	1:35.857	1:55.975	265.8	39:03.542
9	1	4:11.450	39.966	1:35.836	1:55.648	269.1	43:14.992

23 — PORSCHE 930 Gr.IV 1979 — GTS37
1.Frédéric LEMOS
2.Adriano NICODENI

Lap	D	Time	Sector 1	Sector 2	Sector 3	T. Spd	Elapsed
1	1	5:39.041	1:05.889	2:11.050	2:22.102	184.6	5:39.041

25 — BMW 3.5 CSL 1972 — TC25
1.Heribert WERGINZ
2.Werner PANHAUSER

Lap	D	Time	Sector 1	Sector 2	Sector 3	T. Spd	Elapsed
1	1	5:59.937	1:16.034	2:07.735	2:36.168	204.6	5:59.937
2	1	6:12.615 B	52.661	2:15.775	3:04.179	180.6	12:12.552
3	1	13:09.269	7:01.976	2:11.884	3:55.409	180.3	25:21.821
4	1	9:52.496 B	1:02.731	4:01.256	4:48.509	73.1	35:14.317

26 — CHEVRON B36 BMW 1976 — TSRC34
1.Lucien ROSSIAUD
2.Claude LE JEAN

Lap	D	Time	Sector 1	Sector 2	Sector 3	T. Spd	Elapsed
1	1	7:34.447 B	2:08.742	2:14.591	3:11.114	184.6	7:34.447

27 — LOLA T290 BDG 1972 — TSRC28
1.Mark RICHARDSON

Lap	D	Time	Sector 1	Sector 2	Sector 3	T. Spd	Elapsed
1	1	4:40.354	51.155	1:43.201	2:05.998	240.7	4:40.354
2	1	4:32.126	42.365	1:40.883	2:08.878	234.5	9:12.480
3	1	4:54.596	43.071	1:38.756	2:32.769	254.7	14:07.076
4	1	5:51.456 B	42.285	1:40.196	3:28.975	275.2	19:58.532
5	1	7:23.482	2:16.465	2:57.380	2:09.637	73.2	27:22.014
6	1	5:52.557	43.346	2:51.117	2:18.094	103.9	33:14.571
7	1	4:34.076	42.663	1:41.851	2:09.562	265.8	37:48.647
8	1	4:32.782	44.855	1:41.872	2:06.055	244.4	42:21.429
9	1	4:29.666	41.847	1:41.714	2:06.105	260.8	46:51.095

28 — LOLA - DE CADENET T380 DFV 1975 — TSRC29
1.Henrik LINDBERG

Lap	D	Time	Sector 1	Sector 2	Sector 3	T. Spd	Elapsed
1	1	5:29.649	1:02.517	1:58.725	2:28.407	179.1	5:29.649
2	1	5:06.188	50.272	1:51.814	2:24.102	199.7	10:35.837
3	1	6:01.774	49.075	1:47.999	3:24.700	196.9	16:37.611
4	1	6:18.753 B	48.937	1:46.724	3:43.092	198.3	22:56.364

29 — PORSCHE 911 Carrera RSR 3,0L 1974 — GTS27
1.Jean-Marie BELLETESTE
2.Romain BELLETESTE

Lap	D	Time	Sector 1	Sector 2	Sector 3	T. Spd	Elapsed
1	1	5:48.797	1:13.825	2:02.492	2:32.480	170.7	5:48.797
2	1	5:31.905	51.641	2:01.788	2:38.476	189.0	11:20.702
3	1	6:33.914	52.549	2:00.189	3:41.176	205.4	17:54.616

RICHARD MILLE EFG
Le Point ARTCURIAL //Motorcars JAGUAR McLaren PORSCHE NOSTALGIE

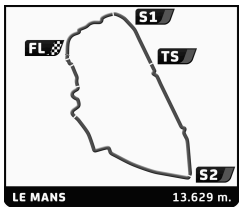

PLATEAU 6 - GRID 6
LE MANS CLASSIC 2018
RACE 1

Sector Analysis

Personal Best | Session Best | B Crossing the finish line in pit lane

30 — 1.Xavier MICHERON — LOLA T600 1981 — TSRC42

Lap	D	Time	Sector 1	Sector 2	Sector 3	T. Spd	Elapsed
4	1	6:17.434	50.745	1:57.847	3:28.842	192.0	24:12.050
5	1	6:37.535 B	51.554	3:05.916	2:40.065	70.3	30:49.585
6	1	6:51.621	2:27.704	1:54.958	2:28.959	216.4	37:41.206
7	1	5:10.677	49.917	1:55.024	2:25.736	215.1	42:51.883
8	1	5:09.888	49.534	1:55.040	2:25.314	218.1	48:01.771

31 — 1.Gilles CERON — CHEVROLET Monza 1976 — GTS32

Lap	D	Time	Sector 1	Sector 2	Sector 3	T. Spd	Elapsed
1	1	4:41.793	50.286	1:44.739	2:06.768	241.2	4:41.793
2	1	4:33.172	43.340	1:42.208	2:07.624	240.7	9:14.965
3	1	5:11.111	43.605	1:41.812	2:45.694	253.5	14:26.076
4	1	5:55.579 B	42.341	1:42.687	3:30.551	243.3	20:21.655
5	1	7:29.082	2:27.718	2:53.245	2:08.119	76.0	27:50.737
6	1	5:26.867	43.572	2:23.517	2:19.778	232.5	33:17.604
7	1	4:35.773	42.292	1:44.529	2:08.952	198.3	37:53.377
8	1	4:35.809	43.589	1:43.392	2:08.828	220.7	42:29.186

33 — 1.Yves SCEMAMA — TOJ SC 304 1976 — TSRC35

Lap	D	Time	Sector 1	Sector 2	Sector 3	T. Spd	Elapsed
1	1	4:38.236	48.006	1:38.453	2:11.777	245.0	4:38.236
2	1	4:33.713	42.620	1:40.055	2:11.038	219.8	9:11.949
3	1	4:54.168	43.365	1:38.535	2:32.268	219.4	14:06.117
4	1	5:32.830	42.065	1:36.979	3:13.786	248.3	19:38.947
5	1	5:37.837 B	42.736	1:38.285	3:16.816	234.0	25:16.784

34 — 1.Paul SINGER — PORSCHE 924 GTR 1981 — GTS37

Lap	D	Time	Sector 1	Sector 2	Sector 3	T. Spd	Elapsed
1	1	4:16.140	41.337	1:35.569	1:59.234	262.0	4:16.140
2	1	4:16.616	40.696	1:35.099	2:00.821	260.1	8:32.756
3	1	4:17.998	40.427	1:34.876	2:02.695	263.3	12:50.754
4	1	5:28.504 B	40.367	1:33.946	3:14.191	284.5	18:19.258
5	1	6:51.374	2:12.597	1:38.386	3:00.391	251.2	25:10.632
6	1	5:28.785	41.607	2:42.820	2:04.358	79.5	30:39.417
7	1	4:18.667	39.941	1:33.725	2:05.001	284.5	34:58.084
8	1	4:11.822	40.137	1:33.458	1:58.227	301.8	39:09.906
9	1	4:10.573	39.759	1:33.429	1:57.385	282.3	43:20.479

36 — 1.David MAC NEIL, 2.Gunnar JEANNETTE — PORSCHE 935 K3 1980 — TSRC42

Lap	D	Time	Sector 1	Sector 2	Sector 3	T. Spd	Elapsed
1	1	4:14.835	42.049	1:34.339	1:58.447	269.8	4:14.835
2	1	4:16.400	41.005	1:35.613	1:59.782	264.6	8:31.235
3	1	4:17.921	41.249	1:34.827	2:01.845	252.9	12:49.156
4	1	5:26.627 B	40.737	1:34.315	3:11.575	271.1	18:15.783
5	1	6:52.877	2:15.206	1:38.131	2:59.540	263.3	25:08.660
6	1	5:36.641 B	42.526	2:42.944	2:11.171	79.8	30:45.301
7	1	6:13.114	2:37.973	1:35.401	1:59.740	260.1	36:58.415
8	1	4:31.563 B	41.402	1:35.318	2:14.843	241.7	41:29.978

37 — 1.Antoine VANDROMME — PORSCHE 935 1981 — GTS37

Lap	D	Time	Sector 1	Sector 2	Sector 3	T. Spd	Elapsed
1	1	5:08.312	58.087	1:51.464	2:18.761	218.1	5:08.312
2	1	4:59.976	47.114	1:49.123	2:23.739	234.5	10:08.288
3	1	6:04.423	46.775	1:48.534	3:29.114	239.6	16:12.711
4	1	6:09.513 B	45.948	1:47.639	3:35.926	238.6	22:22.224
5	1	8:01.844	2:28.149	3:12.268	2:21.427	72.2	30:24.068
6	1	4:49.553	46.321	1:47.411	2:15.821	239.1	35:13.621
7	1	4:56.301	46.961	1:49.101	2:20.239	232.5	40:09.922
8	1	4:53.945	45.628	1:48.133	2:20.184	210.5	45:03.867

38 — 1.Jean-Marc MERLIN — PORSCHE 935 K3 1977 — TSRC42

Lap	D	Time	Sector 1	Sector 2	Sector 3	T. Spd	Elapsed
1	1	5:34.288	1:14.190	1:54.672	2:25.426	191.3	5:34.288
2	1	4:49.415	47.014	1:49.483	2:12.918	186.1	10:23.703
3	1	6:15.094 B	46.348	1:43.684	3:45.062	252.9	16:38.797
4	1	7:21.291	2:12.298	1:43.940	3:25.053	204.2	24:00.088
5	1	6:11.011	47.044	3:12.798	2:11.169	69.8	30:11.099
6	1	4:46.595	45.905	1:42.153	2:18.537	223.9	34:57.694

39 — 1.Beat EGGIMANN — CHEETAH G 601 BDG 1976 — TSRC34

Lap	D	Time	Sector 1	Sector 2	Sector 3	T. Spd	Elapsed
1	1	6:06.407 B	50.028	2:28.778	2:47.601	231.0	6:06.407
2	1	6:58.379	2:54.653	1:48.146	2:15.580	229.1	13:04.786
3	1	5:47.016 B	44.643	1:46.048	3:16.325	205.0	18:51.802
4	1	6:52.664	2:11.908	1:52.225	2:48.531	241.7	25:44.466
5	1	6:03.545	44.826	2:57.104	2:21.615	76.0	31:48.011
6	1	4:40.928	43.494	1:43.314	2:14.120	237.0	36:28.939
7	1	4:52.421	43.992	1:44.797	2:23.632	258.3	41:21.360
8	1	4:32.922	42.771	1:42.329	2:07.822	254.1	45:54.282

41 — 1.Hubert HAUPT — PORSCHE 911 Carrera RSR 3,0L 1974 — GTS27

Lap	D	Time	Sector 1	Sector 2	Sector 3	T. Spd	Elapsed
1	1	5:14.373	1:03.486	1:52.550	2:18.337	194.4	5:14.373
2	1	6:29.588 B	47.133	2:07.291	3:35.164	233.5	11:43.961

42 — 1.Alain GADAL, 2.Eric DELFRATE — PORSCHE 911 Carrera RS 3,0L 1974 — GTS27

Lap	D	Time	Sector 1	Sector 2	Sector 3	T. Spd	Elapsed
1	1	6:11.557	1:18.384	2:12.546	2:40.627	206.9	6:11.557
2	1	5:47.347	54.049	2:05.939	2:47.359	221.6	11:58.904
3	1	6:19.941	52.965	2:06.648	3:20.328	220.7	18:18.845

43 — 1.Nicolas LEROY-FLEURIOT, 2.Adrien AUDIBERT — BMW 3.0 CSL 1975 — TC25

Lap	D	Time	Sector 1	Sector 2	Sector 3	T. Spd	Elapsed
1	1	6:19.797	1:21.072	2:11.807	2:46.918	179.7	6:19.797
2	1	6:03.317	56.460	2:10.612	2:56.245	182.4	12:23.114
3	1	6:56.419 B	55.965	2:13.448	3:47.006	173.7	19:19.533
4	1	9:16.943	3:13.480	3:17.067	2:46.396	74.5	28:36.476
5	1	5:58.902	55.395	2:10.229	2:53.278	175.7	34:35.378
6	1	5:59.817	56.963	2:16.805	2:46.049	181.2	40:35.195
7	1	5:55.124	56.412	2:09.973	2:48.739	183.0	46:30.319

RICHARD MILLE EFG
Sarthe J.P. Classics MOTUL Clear Channel GANT
Le Point ARTCURIAL Motorcars JAGUAR McLaren PORSCHE NOSTALGIE

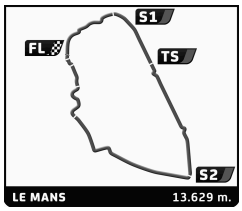

PLATEAU 6 - GRID 6
LE MANS CLASSIC 2018
RACE 1

Sector Analysis

Personal Best | Session Best | B Crossing the finish line in pit lane

44 — 1.Frédéric DA ROCHA — LOLA T298 BMW 1979 — TSRC40

Lap	D	Time	Sector 1	Sector 2	Sector 3	T. Spd	Elapsed
1	1	4:39.383	45.960	1:42.593	2:10.830	253.5	4:39.383
2	1	4:34.462	43.017	1:42.470	2:08.975	248.9	9:13.845
3	1	5:06.822	42.632	1:40.558	2:43.632	275.9	14:20.667
4	1	5:58.363 B	43.527	1:46.658	3:28.178	270.4	20:19.030
5	1	7:29.891	2:15.392	2:59.310	2:15.189	76.8	27:48.921
6	1	5:17.581	43.230	2:22.906	2:11.445	176.2	33:06.502
7	1	4:38.623	42.660	1:42.764	2:13.199	265.2	37:45.125
8	1	4:37.229	47.963	1:43.126	2:06.140	269.1	42:22.354
9	1	4:29.659	42.745	1:41.162	2:05.752	275.9	46:52.013

45 — 1.Loïc DEPAILLER 2.Julien PIGUET 3.Alain SERPAGGI — RENAULT ALPINE A 443 1978 — TSRC41

Lap	D	Time	Sector 1	Sector 2	Sector 3	T. Spd	Elapsed
1	1	4:39.979	50.743	1:42.018	2:07.218	233.5	4:39.979
2	1	4:34.672	44.631	1:40.752	2:09.289	236.0	9:14.651
3	1	5:14.850	43.252	1:40.273	2:51.325	251.8	14:29.501
4	1	6:02.921 B	43.999	1:44.238	3:34.684	191.3	20:32.422
5	1	7:20.744	2:22.145	2:49.260	2:09.339	74.8	27:53.166
6	1	5:10.875	42.589	2:19.837	2:08.449	224.8	33:04.041
7	1	4:27.200	41.617	1:37.313	2:08.270	295.3	37:31.241
8	1	4:24.422	42.289	1:38.671	2:03.462	276.6	41:55.663
9	1	4:22.189	41.503	1:37.300	2:03.386	259.5	46:17.852

46 — 1.Rainer BECKER — PORSCHE 911 Carrera RSR 3,0L 1975 — GTS27

Lap	D	Time	Sector 1	Sector 2	Sector 3	T. Spd	Elapsed
1	1	5:14.196	59.688	1:54.298	2:20.210	193.7	5:14.196
2	1	4:55.855	47.565	1:50.539	2:17.751	234.5	10:10.051
3	1	6:04.506	46.620	1:49.460	3:28.426	222.5	16:14.557
4	1	6:09.187 B	47.226	1:50.567	3:31.394	247.8	22:23.744
5	1	7:38.309	2:11.258	3:10.660	2:16.391	71.2	30:02.053
6	1	4:57.028	47.069	1:49.273	2:20.686	245.5	34:59.081
7	1	5:04.322	48.519	1:52.893	2:22.910	229.1	40:03.403
8	1	4:59.480	48.084	1:51.712	2:19.684	205.0	45:02.883

47 — 1.Patrice LAFARGUE — LOLA T298 BMW 1979 — TSRC40

Lap	D	Time	Sector 1	Sector 2	Sector 3	T. Spd	Elapsed
1	1	4:26.454	44.358	1:39.869	2:02.227	259.5	4:26.454
2	1	4:20.168	40.846	1:38.890	2:00.432	266.5	8:46.622
3	1	4:21.856	41.009	1:38.655	2:02.192	266.5	13:08.478
4	1	5:28.100	41.473	1:39.912	3:06.715	263.3	18:36.578
5	1	5:35.685 B	40.505	1:40.211	3:14.969	267.1	24:12.263
6	1	7:12.896	2:19.180	2:53.640	2:00.076	76.6	31:25.159
7	1	4:23.415	40.199	1:38.139	2:05.077	270.4	35:48.574
8	1	4:21.428	40.582	1:38.150	2:02.696	271.8	40:10.002
9	1	4:20.049	42.338	1:39.548	1:58.163	267.1	44:30.051

48 — 1.Paul LAFARGUE — LOLA T298 BMW 1979 — TSRC40

Lap	D	Time	Sector 1	Sector 2	Sector 3	T. Spd	Elapsed
1	1	4:22.225	42.343	1:38.987	2:00.895	267.1	4:22.225
2	1	4:21.919	42.290	1:39.596	2:00.033	274.5	8:44.144
3	1	4:21.937	40.580	1:38.085	2:03.272	280.9	13:06.081
4	1	5:26.985	42.942	1:38.440	3:05.603	279.4	18:33.066
5	1	5:35.433 B	41.871	1:39.951	3:13.611	245.0	24:08.499
6	1	7:06.739	2:09.504	2:56.789	2:00.446	66.9	31:15.238
7	1	4:19.212	40.269	1:38.673	2:00.270	242.3	35:34.450
8	1	4:24.167	40.980	1:38.708	2:04.479	274.5	39:58.617
9	1	4:16.514	40.588	1:37.913	1:58.013	269.8	44:15.131

51 — 1. NELSON — PORSCHE 930 Turbo 1976 — GTS32

Lap	D	Time	Sector 1	Sector 2	Sector 3	T. Spd	Elapsed
1	1	5:12.263	1:06.285	1:48.692	2:17.286	205.4	5:12.263
2	1	4:47.837	47.732	1:45.021	2:15.084	259.5	10:00.100
3	1	5:56.430	45.828	1:44.832	3:25.770	261.4	15:56.530
4	1	6:20.857 B	46.295	1:44.700	3:49.862	254.7	22:17.387
5	1	7:40.762	2:18.477	3:07.338	2:14.947	71.0	29:58.149
6	1	4:52.410	46.263	1:46.921	2:19.226	262.0	34:50.559
7	1	4:43.612	46.132	1:44.394	2:13.086	261.4	39:34.171
8	1	4:40.939	45.039	1:43.313	2:12.587	265.2	44:15.110

52 — 1.Christophe BRUNHES 2.François DUMEZ 3.Geoffroy de LACRETELLE — RENAULT ALPINE A310 V6 Gr.V 1977 — GTS37

Lap	D	Time	Sector 1	Sector 2	Sector 3	T. Spd	Elapsed
1	1	6:03.307	1:22.405	2:06.198	2:34.704	183.3	6:03.307
2	1	5:32.914	51.874	2:02.643	2:38.397	194.8	11:36.221
3	1	6:30.411 B	51.003	2:03.650	3:35.758	197.6	18:06.632
4	1	9:47.915	3:40.839	2:56.914	3:10.162	91.5	27:54.547
5	1	7:13.270	1:02.665	2:52.924	3:17.681	109.9	35:07.817
6	1	6:31.328	58.990	2:26.358	3:05.980	147.3	41:39.145
7	1	6:25.928	59.426	2:24.596	3:01.906	146.1	48:05.073

53 — 1.Paul CHASE-GARDENER — ASTON MARTIN DBS V8 1976 — GTP32

Lap	D	Time	Sector 1	Sector 2	Sector 3	T. Spd	Elapsed
1	1	5:37.102	1:09.935	1:57.487	2:29.680	193.7	5:37.102
2	1	5:11.834	49.107	1:54.020	2:28.707	204.6	10:48.936
3	1	6:07.712 B	48.914	1:54.428	3:24.370	214.2	16:56.648
4	1	7:41.335	2:18.072	1:58.937	3:24.326	204.6	24:37.983
5	1	6:14.542	51.400	2:55.821	2:27.321	78.8	30:52.525
6	1	5:09.560	48.199	1:55.405	2:25.956	201.6	36:02.085
7	1	5:05.121	49.141	1:52.204	2:23.776	211.3	41:07.206
8	1	5:03.306	47.280	1:53.841	2:22.185	206.5	46:10.512

54 — 1.Chris MAC ALLISTER — MIRAGE M6 1973 — GTP32

Lap	D	Time	Sector 1	Sector 2	Sector 3	T. Spd	Elapsed
1	1	4:25.710	45.136	1:38.144	2:02.430	248.9	4:25.710
2	1	4:17.741	40.549	1:35.697	2:01.495	243.3	8:43.451
3	1	4:22.066	40.558	1:35.509	2:05.999	249.5	13:05.517
4	1	5:44.871 B	44.566	1:38.448	3:21.857	238.0	18:50.388
5	1	6:34.510	2:11.867	1:44.234	2:38.409	258.9	25:24.898
6	1	5:53.361	43.570	3:04.003	2:05.788	64.8	31:18.259
7	1	4:23.120	40.617	1:36.520	2:05.983	250.6	35:41.379
8	1	4:26.438	41.460	1:35.742	2:09.236	230.5	40:07.817
9	1	4:29.049	45.455	1:42.490	2:01.104	201.2	44:36.866

55 — 1.Franck MOREL — TOJ SC 206 1977 — TSRC40

Lap	D	Time	Sector 1	Sector 2	Sector 3	T. Spd	Elapsed
1	1	4:37.577	46.304	1:43.014	2:08.259	248.3	4:37.577
2	1	4:39.652 B	43.448	1:41.087	2:15.117	269.8	9:17.229

RICHARD MILLE EFG
Le Point ARTCURIAL //Motorcars JAGUAR McLaren PORSCHE NOSTALGIE

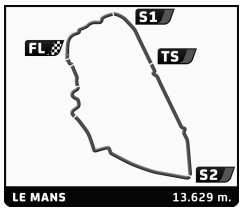

PLATEAU 6 - GRID 6
LE MANS CLASSIC 2018
RACE 1

Sector Analysis

Personal Best | Session Best | B Crossing the finish line in pit lane

56 — 1.Paul CHATEAUX / 2.Michel BAUDOIN — LOLA T290 FVC 1974 — TSRC28

Lap	D	Time	Sector 1	Sector 2	Sector 3	T. Spd	Elapsed
1	1	4:58.222	55.347	1:47.408	2:15.467	194.1	4:58.222
2	1	4:39.019	44.170	1:43.159	2:11.690	231.0	9:37.241
3	1	6:10.232	43.683	1:44.383	3:42.166	219.4	15:47.473
4	1	6:18.311 B	45.138	1:44.392	3:48.781	199.0	22:05.784
5	1	7:52.295	2:18.486	2:53.230	2:40.579	80.2	29:58.079
6	1	4:40.012	43.590	1:46.312	2:10.110	216.4	34:38.091
7	1	4:43.682	45.466	1:45.035	2:13.181	211.3	39:21.773
8	1	4:41.009	44.294	1:44.573	2:12.142	250.6	44:02.782

58 — 1.Jacques ALVERGNAS — FORD Gran Torino 1975 — GTS27

Lap	D	Time	Sector 1	Sector 2	Sector 3	T. Spd	Elapsed
1	1	5:35.194	1:09.376	1:56.471	2:29.347	188.1	5:35.194
2	1	5:00.968	48.823	1:50.016	2:22.129	189.4	10:36.162
3	1	6:03.090	49.109	1:49.295	3:24.686	209.7	16:39.252
4	1	6:10.108 B	48.823	1:47.591	3:33.694	227.2	22:49.360
5	1	7:51.392	2:30.336	2:56.860	2:24.196	78.2	30:40.752
6	1	4:59.053	47.039	1:48.077	2:23.937	212.2	35:39.805
7	1	5:01.708	46.540	1:47.766	2:27.402	222.5	40:41.513
8	1	4:54.641	47.443	1:48.146	2:19.052	227.6	45:36.154

59 — 1.Marc de SIEBENTHAL / 2.Jean-Christian DUBY — PORSCHE 935 1978 — GTS37

Lap	D	Time	Sector 1	Sector 2	Sector 3	T. Spd	Elapsed
1	1	4:22.011	44.028	1:35.835	2:02.148	248.3	4:22.011
2	1	4:19.923	41.658	1:35.778	2:02.487	277.3	8:41.934
3	1	4:22.351	41.116	1:34.637	2:06.598	289.8	13:04.285
4	1	5:28.712	41.853	1:38.147	3:08.712	297.7	18:32.997
5	1	5:31.481	42.604	1:38.640	3:10.237	255.9	24:04.478
6	1	6:06.507 B	43.133	3:10.295	2:13.079	69.6	30:10.985
7	1	5:50.801	2:09.009	1:36.749	2:05.043	254.1	36:01.786
8	1	4:28.385	43.406	1:37.136	2:07.843	267.1	40:30.171
9	1	4:35.900	42.463	1:36.991	2:16.446	253.5	45:06.071

60 — 1.Fabio SPIRGI / 2.Philippe GIAUQUE — PORSCHE 930 Gr.IV 1978 — GTS37

Lap	D	Time	Sector 1	Sector 2	Sector 3	T. Spd	Elapsed
1	1	5:17.612	1:03.229	1:54.794	2:19.589	190.3	5:17.612
2	1	4:56.130	46.637	1:50.952	2:18.541	231.0	10:13.742
3	1	6:07.088	46.719	1:50.301	3:30.068	228.6	16:20.830
4	1	6:06.939 B	46.159	1:49.479	3:31.301	222.5	22:27.769
5	1	8:05.526	2:24.502	3:13.865	2:27.159	71.9	30:33.295
6	1	5:12.984	49.284	1:54.898	2:28.802	204.2	35:46.279
7	1	5:16.416	48.984	1:56.313	2:31.119	191.7	41:02.695
8	1	5:12.232	50.447	1:56.449	2:25.336	208.1	46:14.927

61 — 1.Rémi TERRAIL / 2.Jürg AEBERHARD — PORSCHE 911 Carrera RSR 3,0L 1974 — GTS27

Lap	D	Time	Sector 1	Sector 2	Sector 3	T. Spd	Elapsed
1	1	5:01.365	53.692	1:49.781	2:17.892	229.5	5:01.365
2	1	4:45.896	45.883	1:48.125	2:11.888	238.0	9:47.261
3	1	6:04.217	45.651	1:46.517	3:32.049	251.8	15:51.478
4	1	6:11.664	46.114	1:46.744	3:38.806	248.9	22:03.142
5	1	6:03.459 B	46.304	2:58.239	2:18.916	73.9	28:06.601
6	1	7:49.414	2:49.894	2:06.497	2:53.023	196.9	35:56.015
7	1	5:45.212	51.557	2:02.357	2:51.298	201.2	41:41.227
8	1	5:29.209	52.176	2:00.442	2:36.591	206.9	47:10.436

62 — 1.Philippe PEAUGER / 2.Charles RUPP — PORSCHE 911 SC Gr.IV 1980 — GTS37

Lap	D	Time	Sector 1	Sector 2	Sector 3	T. Spd	Elapsed
1	1	5:40.040	1:11.065	1:59.200	2:29.775	205.8	5:40.040
2	1	5:17.222	50.142	1:55.108	2:31.972	226.7	10:57.262
3	1	6:24.348 B	49.625	1:56.348	3:38.375	229.5	17:21.610
4	1	7:56.155	2:28.884	2:06.638	3:20.633	225.7	25:17.765
5	1	6:48.117	54.003	3:17.103	2:37.011	65.2	32:05.882
6	1	5:37.242	52.929	2:01.223	2:43.090	230.5	37:43.124
7	1	5:25.056	53.598	1:58.757	2:32.701	215.9	43:08.180
8	1	5:32.651	58.456	2:01.168	2:33.027	211.7	48:40.831

63 — 1.Peter MURSALL / 2.Daniel MURSALL — BMW 3.0 CSL 1975 — TC25

Lap	D	Time	Sector 1	Sector 2	Sector 3	T. Spd	Elapsed
1	1	5:30.373	1:06.818	1:57.454	2:26.101	174.3	5:30.373
2	1	5:08.444	49.764	1:55.436	2:23.244	211.7	10:38.817
3	1	6:04.634	48.047	1:52.008	3:24.579	235.5	16:43.451
4	1	6:14.336 B	47.826	1:53.299	3:33.211	214.2	22:57.787
5	1	8:02.895	2:36.130	2:59.784	2:26.981	76.9	31:00.682
6	1	5:11.463	49.341	1:56.269	2:25.853	200.5	36:12.145
7	1	5:23.633	50.006	1:58.522	2:35.105	203.1	41:35.778
8	1	5:19.614	51.918	1:59.353	2:28.343	198.7	46:55.392

65 — 1.Franco MEINERS / 2.Giovanni LAVAGGI — LANCIA Beta Gr. V 1981 — GTS35

Lap	D	Time	Sector 1	Sector 2	Sector 3	T. Spd	Elapsed
1	1	5:00.523	54.992	1:47.265	2:18.266	211.7	5:00.523
2	1	4:46.713	46.500	1:45.760	2:14.453	229.1	9:47.236
3	1	6:05.832	45.273	1:43.301	3:37.258	248.9	15:53.068
4	1	6:21.350 B	45.148	1:43.778	3:52.424	250.0	22:14.418
5	1	11:38.538 B	2:09.056	6:03.205	3:26.277	82.8	33:52.956

66 — 1.Didier DENAT — PORSCHE 911 Carrera RSR 3,0L 1974 — GTS27

Lap	D	Time	Sector 1	Sector 2	Sector 3	T. Spd	Elapsed
1	1	5:16.001	1:02.149	1:54.277	2:19.575	248.9	5:16.001
2	1	4:54.595	46.370	1:50.917	2:17.308	241.7	10:10.596
3	1	6:04.327	46.412	1:50.269	3:27.646	243.9	16:14.923
4	1	6:09.942 B	46.560	1:51.845	3:31.537	250.0	22:24.865
5	1	7:36.007	2:06.248	3:13.592	2:16.167	70.3	30:00.872
6	1	4:57.787	46.688	1:50.106	2:20.993	251.8	34:58.659
7	1	5:04.699	48.623	1:53.684	2:22.392	250.6	40:03.358
8	1	5:00.436	48.557	1:52.834	2:19.045	226.7	45:03.794

67 — 1.Michael ROOCK / 2.Uwe ALZEN / 3.Claudia HÜRTGEN — PORSCHE 911 Carrera RSR 3,0L 1975 — GTS27

Lap	D	Time	Sector 1	Sector 2	Sector 3	T. Spd	Elapsed
1	1	4:51.246	49.484	1:47.790	2:13.972	267.1	4:51.246
2	1	4:50.622	45.539	1:47.875	2:17.208	245.5	9:41.868
3	1	6:06.631	44.024	1:47.121	3:35.486	245.5	15:48.499
4	1	6:27.769 B	44.776	1:47.598	3:55.395	237.0	22:16.268
5	1	7:38.031	2:12.321	3:14.912	2:10.798	68.5	29:54.299
6	1	4:42.685	43.992	1:47.214	2:11.479	247.8	34:36.984
7	1	4:44.997	46.360	1:46.502	2:12.135	239.1	39:21.981
8	1	4:44.841	45.805	1:47.562	2:11.474	260.1	44:06.822

69 — 1. MISTER JOHN OF B / 2.Soheil AYARI — FERRARI 512 BB LM 1979 — TSRC42

RICHARD MILLE EFG
Sarthe J.D Classics MOTUL Clear Channel GANT
Le Point ARTCURIAL Motorcars JAGUAR McLaren PORSCHE NOSTALGIE

LE MANS CLASSIC 6-7-8 JUILLET 2018

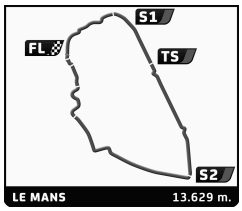

PLATEAU 6 - GRID 6
LE MANS CLASSIC 2018
RACE 1

Sector Analysis

Personal Best | Session Best | **B** Crossing the finish line in pit lane

71
1.Philipp BRUEHWILER — CHEVRON B21 BDG 1972 — TSRC28

Lap	D	Time	Sector 1	Sector 2	Sector 3	T. Spd	Elapsed
1	1	5:12.831	1:06.397	1:50.300	2:16.134	220.3	5:12.831
2	1	4:46.296	46.804	1:46.030	2:13.462	258.3	9:59.127
3	1	5:53.118	44.612	1:43.024	3:25.482	275.2	15:52.245
4	1	6:23.339 B	44.779	1:43.104	3:55.456	242.3	22:15.584
5	1	7:34.845	2:17.744	3:08.772	2:08.329	72.4	29:50.429
6	1	4:40.925	43.569	1:40.941	2:16.415	275.9	34:31.354
7	1	4:36.747	44.074	1:41.027	2:11.646	273.2	39:08.101
8	1	4:29.885	42.739	1:39.576	2:07.570	275.9	43:37.986

72
1.Martin LAUBER 2.Dave ROBERTS 3.Georges CALFO — PORSCHE 911 Carrera RSR 3,0L 1974 — GTS27

Lap	D	Time	Sector 1	Sector 2	Sector 3	T. Spd	Elapsed
1	1	5:27.041	1:05.504	1:57.165	2:24.372	192.7	5:27.041
2	1	5:04.135	48.505	1:54.350	2:21.280	219.0	10:31.176
3	1	6:03.217	47.511	1:51.865	3:23.841	227.2	16:34.393
4	1	6:18.623 B	48.230	1:53.719	3:36.674	218.1	22:53.016
5	1	9:22.374	3:08.484	3:33.767	2:40.123	65.7	32:15.390
6	1	5:33.108	53.080	2:04.620	2:35.408	168.9	37:48.498
7	1	5:26.644	52.626	2:01.860	2:32.158	172.6	43:15.142

75
1.Albert WEINZIERL — BMW M1 Gr. V 1979 — GTS37

Lap	D	Time	Sector 1	Sector 2	Sector 3	T. Spd	Elapsed
1	1	5:11.253	58.525	1:51.867	2:20.861	228.1	5:11.253
2	1	4:55.078	48.019	1:47.516	2:19.543	239.6	10:06.331
3	1	6:00.110	45.336	1:46.411	3:28.363	257.1	16:06.441
4	1	6:13.106 B	43.993	1:44.905	3:44.208	260.8	22:19.547
5	1	7:41.390	2:12.152	3:14.775	2:14.463	70.7	30:00.937
6	1	4:48.451	44.365	1:46.428	2:17.658	262.0	34:49.388
7	1	4:40.447	44.428	1:45.347	2:10.672	257.1	39:29.835
8	1	4:37.433	43.696	1:44.620	2:09.117	257.1	44:07.268

76
1.Carlos BARBOT — LOLA T280 DFV 1972 — TSRC29

Lap	D	Time	Sector 1	Sector 2	Sector 3	T. Spd	Elapsed
1	1	5:00.905	58.696	1:48.272	2:13.937	222.1	5:00.905
2	1	4:37.730	44.765	1:41.268	2:11.697	240.7	9:38.635
3	1	6:06.239	43.263	1:40.096	3:42.880	208.1	15:44.874
4	1	5:58.128	45.006	1:43.366	3:29.756	194.8	21:43.002
5	1	6:18.666 B	45.647	3:03.397	2:29.622	72.4	28:01.668
6	1	6:29.252	2:21.071	1:43.672	2:24.509	229.1	34:30.920
7	1	4:46.923	55.179	1:40.297	2:11.447	233.5	39:17.843
8	1	4:33.610	43.987	1:38.731	2:10.892	255.3	43:51.453

77
1.Alexander RITTWEGER 2.Sam HANCOCK — ALFA ROMEO 33 TT12 1974 — TSRC29

Lap	D	Time	Sector 1	Sector 2	Sector 3	T. Spd	Elapsed
1	1	23:17.559					23:17.559

80
1.Martin O'CONNELL 2.Roger WILLS — CHEVRON B26 BDG 1974 — TSRC28

Lap	D	Time	Sector 1	Sector 2	Sector 3	T. Spd	Elapsed
1	1	5:29.400	1:16.574	1:53.038	2:19.788	210.9	5:29.400
2	1	4:41.556	45.559	1:44.607	2:11.390	252.3	10:10.956
3	1	5:54.077	44.794	1:45.262	3:24.021	249.5	16:05.033
4	1	6:10.268 B	42.551	1:42.484	3:45.233	252.9	22:15.301
5	1	7:30.851	2:14.066	3:11.989	2:04.796	68.4	29:46.152
6	1	4:33.948	42.537	1:40.915	2:10.496	264.6	34:20.100
7	1	4:23.741	40.969	1:40.322	2:02.450	263.3	38:43.841
8	1	4:23.708	41.338	1:40.137	2:02.233	264.6	43:07.549
9	1	4:20.931	40.327	1:39.849	2:00.755	267.8	47:28.480

81
1.Patrick BAIGNERES 2.Xavier POMPIDOU 3.Benjamin BAIGNERES — BMW 3.0 CSL 1972 — TC25

Lap	D	Time	Sector 1	Sector 2	Sector 3	T. Spd	Elapsed
1	1	5:56.305	1:18.744	2:06.212	2:31.349	205.4	5:56.305
2	1	5:17.728	50.009	2:00.760	2:26.959	205.8	11:14.033
3	1	6:18.338 B	49.559	2:01.833	3:26.946	205.8	17:32.371
4	1	8:02.550	2:40.495	2:10.278	3:11.777	206.9	25:34.921
5	1	6:39.658	53.188	3:08.497	2:37.973	76.9	32:14.579
6	1	5:33.523 B	51.307	2:04.930	2:37.286	206.2	37:48.102
7	1	7:39.320	2:31.559	2:17.604	2:50.157	186.1	45:27.422

147
1.Alexis de BEAUMONT 2.John BUSSEL — PORSCHE 911 Carrera RS 3,0L 1974 — GTS27

Lap	D	Time	Sector 1	Sector 2	Sector 3	T. Spd	Elapsed
1	1	6:00.573	1:22.087	2:04.449	2:34.037	191.7	6:00.573
2	1	5:21.091	50.543	1:58.118	2:32.430	192.7	11:21.664
3	1	6:31.674	51.783	1:59.089	3:40.802	194.4	17:53.338
4	1	6:26.830	51.246	2:00.914	3:34.670	180.6	24:20.168
5	1	6:45.363 B	51.353	3:12.195	2:41.815	71.9	31:05.531
6	1	7:28.493	2:31.413	2:12.130	2:44.950	167.8	38:34.024
7	1	5:32.864	52.615	2:00.755	2:39.494	192.0	44:06.888

RICHARD MILLE EFG
Sarthe J.D Classics MOTUL Clear Channel GANT
Le Point ARTCURIAL //Motorcars JAGUAR McLaren PORSCHE NOSTALGIE