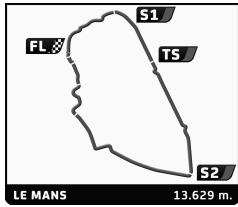




6-7-8 | 20  
JUILLET | 18



PLATEAU 5 - GRID 5  
LE MANS CLASSIC 2018  
QUALIFYING

Sector Analysis

Personal Best Session Best B Crossing the finish line in pit lane

Table with columns: Lap, D, Time, Sector 1, Sector 2, Sector 3, T. Spd, Elapsed. Rows are grouped by driver/number (1-12). Includes car models like HOWMET TX 1968, PORSCHE 917 1969, etc.

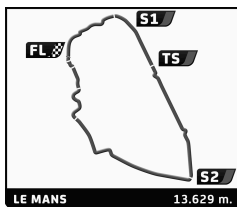
RICHARD MILLE

EFG





# 6-7-8 | 20 JUILLET | 18



## PLATEAU 5 - GRID 5 LE MANS CLASSIC 2018 QUALIFYING

### Sector Analysis

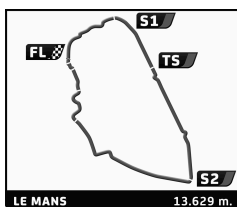
Personal Best Session Best B Crossing the finish line in pit lane

Lap	D	Time	Sector 1	Sector 2	Sector 3	T. Spd	Elapsed	Lap	D	Time	Sector 1	Sector 2	Sector 3	T. Spd	Elapsed														
2	1	5:34.981	51.517	2:06.361	2:37.103	205.0	12:26.018	6	1	4:57.588	48.092	1:50.674	2:18.822	210.1	37:15.445														
3	1	5:18.439	51.579	1:58.334	2:28.526	189.0	17:44.457	7	1	4:56.409	47.080	1:52.111	2:17.218	214.2	42:11.854														
4	1	5:37.526 B	49.589	2:00.611	2:47.326	173.2	23:21.983	8	1	4:55.173	46.795	1:50.508	2:17.870	229.5	47:07.027														
5	1	8:50.552	4:19.251	2:00.949	2:30.352	198.3	32:12.535	9	1	4:53.084	46.930	1:49.725	2:16.429	218.1	52:00.111														
6	1	5:13.573	48.291	1:50.862	2:34.420	193.4	37:26.108	<div style="border: 1px solid black; padding: 5px;"> <b>20</b> 1. Chris WARD            FORD GT40 MKII 1967            TSP17            1 1 4:45.456 51.230 1:45.224 2:09.002 236.5 4:56.309            2 1 4:30.799 44.865 1:39.998 2:05.936 252.3 9:27.108            3 1 5:01.363 B 45.058 1:42.125 2:34.180 246.6 14:28.471            4 1 11:05.874 6:15.133 1:48.223 3:02.518 197.2 25:34.345            5 1 4:40.427 46.705 1:39.657 2:14.065 262.6 30:14.772            6 1 5:29.404 B 43.956 1:39.034 3:06.414 237.5 35:44.176         </div>																					
7	1	5:02.312	48.500	1:52.478	2:21.334	189.4	42:28.420																						
8	1	5:04.873	50.068	1:51.896	2:22.909	210.9	47:33.293																						
9	1	4:59.542	48.012	1:51.264	2:20.266	223.4	52:32.835																						
<div style="border: 1px solid black; padding: 5px;"> <b>14</b> 1. Frank JACOB            LOLA T212 FVC 1971            TSRC22            1 1 4:47.556 48.622 1:47.647 2:11.287 229.1 4:52.467            2 1 4:35.734 43.863 1:43.681 2:08.190 220.7 9:28.201            3 1 4:36.791 44.302 1:43.153 2:09.336 225.3 14:04.992            4 1 4:43.518 45.832 1:44.822 2:12.864 206.2 18:48.510            5 1 5:56.673 46.776 1:44.912 3:24.985 242.3 24:45.183            6 1 4:46.725 50.061 1:46.084 2:10.580 265.2 29:31.908         </div>															<div style="border: 1px solid black; padding: 5px;"> <b>21</b> 1. Carlos MONTEVERDE 3. Andrew SMITH            2. Gary PEARSON            FERRARI 512 M 1970            TSRC24            1 1 4:30.281 50.229 1:38.271 2:01.781 255.9 5:30.701            2 1 4:28.430 B 41.260 1:36.177 2:10.993 235.5 9:59.131            3 1 21:46.232 ... 1:37.385 2:08.590 229.1 31:45.363            4 1 4:41.071 43.200 1:37.000 2:20.871 249.5 36:26.434            5 1 4:49.893 B 42.463 1:36.882 2:30.548 233.5 41:16.327            6 1 7:08.603 3:08.637 1:44.664 2:15.302 196.5 48:24.930            7 1 4:25.959 43.311 1:39.268 2:03.380 216.8 52:50.889         </div>														
																						1	1	4:30.988	48.045	1:39.794	2:03.149	245.5	4:43.625
																						2	1	4:23.798	43.265	1:37.220	2:03.313	260.1	9:07.423
																						3	1	4:40.588	43.357	1:46.612	2:10.619	238.6	13:48.011
																						4	1	4:37.642 B	43.433	1:37.767	2:16.442	257.7	18:25.653
								5	1	7:36.432	2:59.979	1:50.059	2:46.394	242.3								26:02.085							
6	1	4:52.546	46.559	1:47.637	2:18.350	243.3	30:54.631																						
7	1	5:22.003 B	46.014	1:43.715	2:52.274	273.2	36:16.634																						
<div style="border: 1px solid black; padding: 5px;"> <b>17</b> 1. Sandy WATSON            2. Danny O'CONNELL            CHEVRON B8 BMW 1968            TSRC16            1 1 6:54.805 B 58.920 2:38.585 3:17.300 141.7 8:49.587            2 1 21:09.091 B ... 1:52.178 2:36.877 223.9 29:58.678            3 1 8:35.071 3:36.755 2:10.327 2:47.989 188.7 38:33.749            4 1 5:34.506 53.156 2:05.277 2:36.073 215.1 44:08.255            5 1 5:26.052 52.523 2:02.429 2:31.100 209.7 49:34.307            6 1 5:15.819 51.728 1:55.122 2:28.969 206.2 54:50.126         </div>								<div style="border: 1px solid black; padding: 5px;"> <b>22</b> 1. Stuart HALL            2. Roald GOETHE            LOLA T70 Mk III B 1969            TSRC18            1 1 4:45.184 48.965 1:46.870 2:09.349 195.5 7:06.359            2 1 4:25.831 43.144 1:40.539 2:02.148 236.5 11:32.190            3 1 4:18.026 41.683 1:36.884 1:59.459 236.5 15:50.216            4 1 4:17.398 41.002 1:36.351 2:00.045 236.5 20:07.614            5 1 5:23.034 B 41.536 1:42.231 2:59.267 190.3 25:30.648            6 1 7:50.840 3:20.419 2:00.917 2:29.504 199.0 33:21.488            7 1 4:58.100 46.759 1:46.423 2:24.918 210.9 38:19.588            8 1 4:50.070 48.857 1:44.614 2:16.599 223.0 43:09.658            9 1 4:44.872 45.758 1:46.805 2:12.309 215.9 47:54.530            10 1 4:45.538 47.390 1:45.705 2:12.443 237.0 52:40.068         </div>																					
															1	1	5:10.027	55.490	1:59.320	2:15.217	170.2	7:24.408							
															2	1	5:04.604 B	47.572	1:47.553	2:29.479	214.2	12:29.012							
															3	1	6:38.594	2:48.542	1:44.747	2:05.305	202.3	19:07.606							
															4	1	6:03.638 B	42.318	1:44.284	3:37.036	205.8	25:11.244							
															5	1	6:58.109	3:01.777	1:39.353	2:16.979	230.0	32:09.353							
6	1	4:37.803	42.517	1:39.752	2:15.534	211.3	36:47.156																						
7	1	4:22.869	42.216	1:36.980	2:03.673	264.6	41:10.025																						
8	1	4:42.272 B	41.431	1:35.990	2:24.851	242.3	45:52.297																						
<div style="border: 1px solid black; padding: 5px;"> <b>18</b> 1. Shaun LYNN            LOLA T70 Mk III B 1969            TSRC18            1 1 5:10.027 55.490 1:59.320 2:15.217 170.2 7:24.408            2 1 5:04.604 B 47.572 1:47.553 2:29.479 214.2 12:29.012            3 1 6:38.594 2:48.542 1:44.747 2:05.305 202.3 19:07.606            4 1 6:03.638 B 42.318 1:44.284 3:37.036 205.8 25:11.244            5 1 6:58.109 3:01.777 1:39.353 2:16.979 230.0 32:09.353            6 1 4:37.803 42.517 1:39.752 2:15.534 211.3 36:47.156            7 1 4:22.869 42.216 1:36.980 2:03.673 264.6 41:10.025            8 1 4:42.272 B 41.431 1:35.990 2:24.851 242.3 45:52.297         </div>								<div style="border: 1px solid black; padding: 5px;"> <b>23</b> 1. Philippe VANDROMME            2. Jacques LAFFITE            LOLA T70 Mk III 1966            TSRC18            1 1 5:37.825 1:02.675 2:02.943 2:32.207 196.5 6:29.798            2 1 5:20.901 50.925 2:04.882 2:25.094 179.1 11:50.699            3 1 5:05.975 48.782 1:55.264 2:21.929 203.8 16:56.674            4 1 5:12.948 49.040 1:55.347 2:28.561 197.9 22:09.622            5 1 6:02.967 B 48.332 1:55.301 3:19.334 194.4 28:12.589            6 1 8:56.838 3:51.595 2:07.821 2:57.422 168.1 37:09.427            7 1 5:47.953 B 52.454 1:56.944 2:58.555 202.3 42:57.380            8 1 8:31.355 3:52.475 1:59.240 2:39.640 177.1 51:28.735         </div>																					
															1	1	6:00.272	1:09.009	2:16.080	2:35.183	151.3	7:36.262							
															2	1	5:33.992	52.152	2:06.212	2:35.628	186.5	13:10.254							
															3	1	5:45.812 B	53.194	2:02.763	2:49.855	199.0	18:56.066							
															4	1	8:12.319	3:14.230	2:03.747	2:54.342	190.7	27:08.385							
5	1	5:09.472	53.964	1:52.963	2:22.545	218.1	32:17.857																						
<div style="border: 1px solid black; padding: 5px;"> <b>19</b> 1. Joseph ZAGO            2. Jacques ROUCOLLE            CHEVRON B16 FVC 1970            TSRC22            1 1 6:00.272 1:09.009 2:16.080 2:35.183 151.3 7:36.262            2 1 5:33.992 52.152 2:06.212 2:35.628 186.5 13:10.254            3 1 5:45.812 B 53.194 2:02.763 2:49.855 199.0 18:56.066            4 1 8:12.319 3:14.230 2:03.747 2:54.342 190.7 27:08.385            5 1 5:09.472 53.964 1:52.963 2:22.545 218.1 32:17.857         </div>								<div style="border: 1px solid black; padding: 5px;"> <b>24</b> 1. Nicolas DENJEAN PIERRET            2. Joachim BERNARD            DE TOMASO Pantera Gr. IV 1972            GTS27            1 1 6:40.715 1:11.827 2:29.369 2:59.519 153.9 8:11.403            2 1 6:14.593 59.057 2:26.026 2:49.510 166.0 14:25.996            3 1 6:10.606 B 57.867 2:13.400 2:59.339 157.0 20:36.602            4 1 27:48.962 ... 2:08.335 2:33.305 210.1 48:25.564            5 1 5:27.853 52.832 2:02.292 2:32.729 229.5 53:53.417         </div>																					





6-7-8 | 20  
JUILLET | 18



PLATEAU 5 - GRID 5  
LE MANS CLASSIC 2018  
QUALIFYING

Sector Analysis

Personal Best Session Best B Crossing the finish line in pit lane

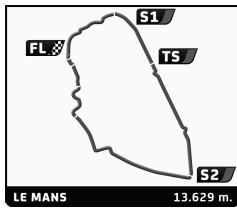
Table with columns: Lap, D, Time, Sector 1, Sector 2, Sector 3, T. Spd, Elapsed. Rows 26-35 showing driver names, car models, and lap times.

RICHARD MILLE EFG





6-7-8 | 20  
JUILLET | 18



PLATEAU 5 - GRID 5  
LE MANS CLASSIC 2018  
QUALIFYING

Sector Analysis

Personal Best Session Best B Crossing the finish line in pit lane

Table with 12 columns: Lap, D, Time, Sector 1, Sector 2, Sector 3, T. Spd, Elapsed. Rows 2-6 and 7-9.

36 1. UWE BRUSCHNIK PORSCHE 910 1967 TSRC16. Table with 7 columns: Lap, D, Time, Sector 1, Sector 2, Sector 3, T. Spd. Rows 1-9.

37 1. Gérard BESSON 2. Francis DOUGNAC ALPINE RENAULT A 220 1968 TSRC17. Table with 7 columns: Lap, D, Time, Sector 1, Sector 2, Sector 3, T. Spd. Rows 1-9.

38 1. Jacques NICOLET DUCKHAMS Ford 1972 TSRC29. Table with 7 columns: Lap, D, Time, Sector 1, Sector 2, Sector 3, T. Spd. Rows 1-11.

39 1. Jürgen BODEN ALPINE RENAULT A 220 1969 TSRC17. Table with 7 columns: Lap, D, Time, Sector 1, Sector 2, Sector 3, T. Spd. Row 1.

40 1. Romain BELLETESTE 2. Christophe GADAIS LOLA T70 Mk III 1967 TSRC18. Table with 7 columns: Lap, D, Time, Sector 1, Sector 2, Sector 3, T. Spd. Rows 1-5.

41 1. Eric BROUTIN 2. Pierre-Arnaud de LACHAR 3. Benjamin de FORTIS DE TOMASO Pantera Gr. IV 1972 GTS27. Table with 7 columns: Lap, D, Time, Sector 1, Sector 2, Sector 3, T. Spd. Rows 1-7.

42 1. Kaneko TAKUZO PORSCHE 910 1967 TSRC16. Table with 7 columns: Lap, D, Time, Sector 1, Sector 2, Sector 3, T. Spd. Rows 1-7.

44 1. Julien BUSSOLINI 2. Jean-Marc BUSSOLINI PORSCHE 914/6 GT 1970 GTS21. Table with 7 columns: Lap, D, Time, Sector 1, Sector 2, Sector 3, T. Spd. Rows 1-9.

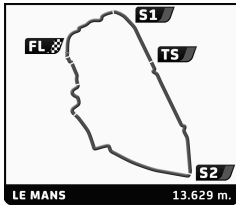
45 1. Olivier LAMIRAULT 2. Loïc DUVAL ALPINE RENAULT A 210 1967 TSRC15. Table with 7 columns: Lap, D, Time, Sector 1, Sector 2, Sector 3, T. Spd. Rows 1-8.

46 1. Rainer BECKER PORSCHE 910 1968 TSRC16. Table with 7 columns: Lap, D, Time, Sector 1, Sector 2, Sector 3, T. Spd. Rows 1-5.





# 6-7-8 | 20 JUILLET | 18



## PLATEAU 5 - GRID 5 LE MANS CLASSIC 2018 QUALIFYING

### Sector Analysis

Personal Best Session Best B Crossing the finish line in pit lane

Lap	D	Time	Sector 1	Sector 2	Sector 3	T. Spd	Elapsed	Lap	D	Time	Sector 1	Sector 2	Sector 3	T. Spd	Elapsed
6	1	5:26.178	50.920	1:54.531	2:40.727	241.2	34:36.942	5	1	4:55.769 B	42.357	1:42.270	2:31.142	254.7	23:23.383
7	1	5:07.354	48.516	1:55.069	2:23.769	236.5	39:44.296	6	1	7:36.108	2:54.575	2:03.925	2:37.608	185.5	30:59.491
8	1	5:07.261	48.435	1:54.707	2:24.119	237.5	44:51.557	7	1	6:03.790	55.859	2:19.815	2:48.116	219.0	37:03.281
9	1	5:01.102	47.908	1:53.812	2:19.382	237.5	49:52.659	8	1	5:29.737	55.113	1:57.928	2:36.696	214.2	42:33.018
10	1	5:02.320	47.202	1:53.375	2:21.743	241.2	54:54.979	9	1	5:21.174	53.805	1:57.307	2:30.062	215.5	47:54.192
								10	1	5:16.581	52.380	1:55.551	2:28.650	223.0	53:10.773

**47** 1. Caroline GRIFNEE  
CHEVRON B16 FVC 1969  
TSRC16

1	1	5:50.844	1:00.678	2:20.451	2:29.715	145.5	7:16.743
2	1	5:12.050	47.930	1:59.799	2:24.321	229.5	12:28.793
3	1	4:58.943	47.273	1:54.286	<b>2:17.384</b>	204.2	17:27.736
4	1	5:00.631	46.523	1:54.474	2:19.634	198.7	22:28.367
5	1	5:17.218	47.533	1:56.517	2:33.168	193.0	27:45.585
6	1	5:02.367	<b>45.728</b>	1:53.147	2:23.492	235.0	32:47.952
7	1	5:00.880	47.031	1:53.715	2:20.134	232.0	37:48.832
8	1	5:00.742	46.201	1:52.842	2:21.699	230.5	42:49.574
9	1	<b>4:56.519</b>	46.560	<b>1:52.249</b>	2:17.710	232.0	47:46.093
10	1	4:59.934	46.308	1:52.518	2:21.108	234.5	52:46.027

**52** 1. Philippe TOLLEMER  
2. Kato HITOSHI  
ALPINE RENAULT A 210 1966  
TSRC15

1	1	6:23.869	1:09.859	2:20.134	2:53.876	164.8	8:27.680
2	1	6:12.090	58.835	2:24.325	2:48.930	183.6	14:39.770
3	1	6:30.723 B	59.123	2:17.850	3:13.750	167.8	21:10.493
4	1	9:13.712	4:17.545	<b>2:07.634</b>	2:48.533	204.2	30:24.205
5	1	6:09.864	<b>52.737</b>	2:09.164	3:07.963	187.1	36:34.069
6	1	5:39.104	53.118	2:09.060	2:36.926	191.7	42:13.173
7	1	<b>5:35.548</b>	52.851	2:07.991	<b>2:34.706</b>	173.4	47:48.721
8	1	5:40.261	55.260	2:08.951	2:36.050	190.3	53:28.982

**48** 1. Paul GRANT  
HEALEY SR2 1968  
TSRC16

1	1	6:01.309	1:02.258	2:16.724	2:42.327	154.8	7:04.302
2	1	5:53.490	56.016	2:17.617	<b>2:39.857</b>	189.4	12:57.792
3	1	<b>5:48.337</b>	57.671	<b>2:09.881</b>	2:40.785	185.5	18:46.129
4	1	7:13.487 B	<b>55.378</b>	2:26.182	3:51.927	172.1	25:59.616

**53** 1. Alain CREFCOEUR  
CHEVRON B16 BMW 1970  
TSRC22

1	1	5:35.111	59.935	2:02.419	2:32.757	187.7	6:31.322
2	1	5:29.889	51.921	2:05.101	2:32.867	215.5	12:01.211
3	1	5:37.740 B	50.088	1:54.875	2:52.777	243.3	17:38.951
4	1	7:52.496	2:34.017	1:58.813	3:19.666	236.5	25:31.447
5	1	5:19.546	56.051	1:55.769	2:27.726	242.8	30:50.993
6	1	5:37.323	50.099	2:00.316	2:46.908	234.0	36:28.316
7	1	5:08.487	50.504	1:53.941	<b>2:24.042</b>	241.7	41:36.803
8	1	5:12.114	<b>49.161</b>	1:57.937	2:25.016	214.7	46:48.917
9	1	<b>5:07.707</b>	49.552	<b>1:53.167</b>	2:24.988	231.0	51:56.624

**49** 1. Detlef VON DER LIECK  
2. Ralf KELLENERS  
DE TOMASO Pantera Gr. IV 1971  
GTS27

1	1	5:28.409	1:00.232	2:01.885	<b>2:26.292</b>	170.2	6:26.299
2	1	5:21.164	52.402	1:59.775	2:28.987	210.5	11:47.463
3	1	<b>5:17.538</b>	51.623	1:56.500	2:29.415	210.1	17:05.001
4	1	5:18.823	52.918	1:56.485	2:29.420	177.4	22:23.824
5	1	5:54.710 B	51.674	1:57.537	3:05.499	187.7	28:18.534
6	1	8:29.574	4:15.422	1:47.105	2:27.047	206.9	36:48.108
7	1	7:45.482 B	<b>46.334</b>	2:15.889	4:43.259	175.4	44:33.590

**54** 1. Alexander MAC ALLISTER  
CHEVRON B19 FVC 1971  
TSRC22

1	1	6:07.820 B	<b>58.049</b>	2:21.943	2:47.828	140.8	7:31.957
2	1	7:22.200 B	3:05.124	1:52.675	2:24.401	215.9	14:54.157
3	1	<b>5:06.800</b>	1:09.122	<b>1:46.246</b>	<b>2:11.432</b>	228.6	20:00.957
4	1	7:26.595 B	1:24.355	2:32.342	3:29.898	133.4	27:27.552

**50** 1. Maurizio BIANCO  
2. Davide MAZZOLENI  
CHEVRON B19 FVC 1971  
TSRC22

1	1	4:35.945	46.792	1:43.043	2:06.110	232.0	4:51.018
2	1	4:25.358	41.757	1:40.487	2:03.114	254.7	9:16.376
3	1	4:40.335 B	41.651	1:40.616	2:18.068	266.5	13:56.711
4	1	9:35.845	5:21.843	1:49.807	2:24.195	186.5	23:32.556
5	1	<b>4:27.674</b>	43.185	1:41.491	2:02.998	251.2	28:00.230
6	1	5:37.900	41.519	2:16.447	2:39.934	278.7	33:38.130
7	1	4:29.428	42.514	1:40.560	2:06.354	271.1	38:07.558
8	1	4:23.770	<b>40.784</b>	1:37.266	2:05.720	279.4	42:31.328
9	1	4:34.481	44.817	1:45.217	2:04.447	217.2	47:05.809
10	1	4:19.753	42.195	<b>1:36.206</b>	<b>2:01.352</b>	280.2	51:25.562

**55** 1. Patrick HAUTOT  
2. Jean FLORENT  
FORD GT40 MKII 1968  
GTP17

1	1	5:19.058	58.191	1:59.858	2:21.009	185.5	6:19.309
2	1	4:46.541	46.566	1:46.377	<b>2:13.598</b>	223.4	11:05.850
3	1	<b>4:45.042</b>	<b>45.532</b>	1:45.716	2:13.794	224.8	15:50.892
4	1	5:01.590 B	46.321	1:44.723	2:30.546	252.9	20:52.482
5	1	7:42.324	3:24.485	1:48.575	2:29.264	221.6	28:34.806
6	1	5:23.745	48.922	1:50.817	2:44.006	192.4	33:58.551
7	1	4:55.688	47.895	1:50.131	2:17.662	219.0	38:54.239
8	1	4:57.679	47.213	1:46.551	2:23.915	225.3	43:51.918
9	1	4:49.355	46.964	<b>1:44.686</b>	2:17.705	232.0	48:41.273
10	1	4:52.647	47.834	1:45.991	2:18.822	208.9	53:33.920

**51** 1. Dirk PETERS  
2. James HANSON  
LOLA T210 FVC 1970  
TSRC22

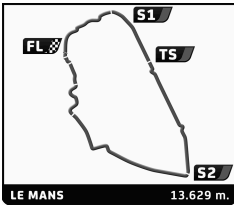
1	1	4:45.399	48.061	1:47.281	2:10.057	202.7	4:51.942
2	1	4:32.426	42.557	1:43.399	2:06.470	258.9	9:24.368
3	1	4:32.072	<b>42.318</b>	<b>1:41.167</b>	2:08.587	267.1	13:56.440
4	1	<b>4:31.174</b>	43.296	1:42.448	<b>2:05.430</b>	258.3	18:27.614

**57** 1. Francisco SA CARNEIRO 3. Antonio SIMOES  
2. Joao CANNAS  
CHEVRON B16 FVC 1970  
TSRC22

1	1	5:30.358	57.992	2:02.238	2:30.128	187.4	7:22.116
2	1	5:09.363 B	<b>50.133</b>	1:54.068	<b>2:25.162</b>	226.7	12:31.479
3	1	9:33.701 B	4:28.566	1:58.295	3:06.840	219.4	22:05.180



6-7-8 | 20  
JUILLET | 18



PLATEAU 5 - GRID 5  
LE MANS CLASSIC 2018  
QUALIFYING

Sector Analysis

Personal Best Session Best B Crossing the finish line in pit lane

Table with 10 columns: Lap, D, Time, Sector 1, Sector 2, Sector 3, T. Spd, Elapsed. Rows 4-7 and 6-9.

Driver 58: 1.Mauro POPONCINI, LOLA T212 FVC 1971, TSRC22. Lap times and sectors for laps 1-9.

Driver 63: 1.Romain DUMAS, PORSCHE 908/2 1969, TSRC17. Lap times and sectors for laps 1-9.

Driver 64: 1.Bernd LANGEWIESCHE, 2.Marco WERNER, LOLA T212 FVC 1971, TSRC22. Lap times and sectors for laps 1-4.

Driver 59: 1.Henrique GEMPERLE, 2.Marc de SIEBENTHAL, CHEVRON B8 BMW 1969, TSRC16. Lap times and sectors for laps 1-10.

Driver 65: 1.Franco MEINERS, 2.Giovanni LAVAGGI, CHEVRON B16 FVC 1970, TSRC22. Lap times and sectors for laps 1-10.

Driver 60: 1.Ralf HUBER GUTIERREZ, CHEVROLET Corvette C3 1972, GTS27. Lap times and sectors for laps 1-5.

Driver 66: 1.Robert KAUFFMAN, FORD GT40 MKII 1966, GTP17. Lap times and sectors for laps 1-9.

Driver 61: 1.Peter IVERSEN, 2.Lars Erik NIELSEN, PORSCHE 906 Carrera 6 1966, TSRC16. Lap times and sectors for laps 1-7.

Driver 67: 1.Claudia HÜRTGEN, 3.Helmut HUTTER, 2.Arndt ELLINGHORST, PORSCHE 911 T/R 1968, GTS16. Lap times and sectors for laps 1-8.

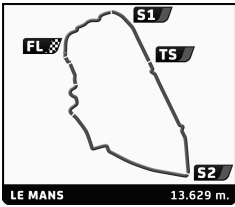
Driver 62: 1.Gérard LOPEZ, 2.Richard MEADEN, LOLA T70 Mk III B 1969, TSRC18. Lap times and sectors for laps 1-5.

Driver 68: 1.Nick PINK, LOLA T210 FVC 1970, TSRC22. Lap times and sectors for laps 1-9.





# 6-7-8 | 20 JUILLET | 18



## PLATEAU 5 - GRID 5 LE MANS CLASSIC 2018 QUALIFYING

### Sector Analysis

Personal Best   Session Best   B Crossing the finish line in pit lane

Lap	D	Time	Sector 1	Sector 2	Sector 3	T. Spd	Elapsed	Lap	D	Time	Sector 1	Sector 2	Sector 3	T. Spd	Elapsed
2	1	5:19.698	50.616	2:01.719	2:27.363	189.0	12:17.376								
3	1	5:34.248 B	48.682	1:53.471	2:52.095	240.1	17:51.624								

70		LOLA T70 Mk III B 1969 TSRC18 1. Pierre-Alain FRANCE													
1	1	4:58.721	48.370	1:42.117	2:28.234	235.5	5:21.450								
2	1	4:30.037	43.877	1:39.093	2:07.067	240.1	9:51.487								
3	1	4:48.887 B	43.090	1:52.092	2:13.705	280.2	14:40.374								
4	1	7:23.665	3:34.824	1:39.787	2:09.054	276.6	22:04.039								
5	1	5:09.731	44.701	1:37.956	2:47.074	271.8	27:13.770								

71		CHEVROLET Corvette C3 1971 GTS22 1. Marc JULLY 2. Gilles RIVOALLON													
1	1	6:17.749	1:06.940	2:22.846	2:47.963	133.1	7:58.100								
2	1	6:01.222	56.740	2:12.912	2:51.570	151.8	13:59.322								
3	1	5:46.682	56.084	2:08.828	2:41.770	156.8	19:46.004								
4	1	6:09.698	54.983	2:05.395	3:09.320	161.2	25:55.702								
5	1	6:13.478 B	57.960	2:07.006	3:08.512	171.0	32:09.180								
6	1	8:27.389	4:04.580	1:56.090	2:26.719	183.0	40:36.569								
7	1	5:09.658	50.368	1:56.196	2:23.094	196.5	45:46.227								
8	1	5:06.208	50.298	1:54.295	2:21.615	197.9	50:52.435								

73		PORSCHE 917 1970 TSRC24 1. Claudio RODDARO 2. Ewens STIEVENART 3. Gilles STIEVENART													
1	1	5:40.223	1:01.799	2:04.698	2:33.726	187.1	7:21.431								
2	1	5:47.546 B	50.508	2:14.114	2:42.924	208.1	13:08.977								
3	1	8:04.594	3:51.368	1:55.173	2:18.053	185.2	21:13.571								
4	1	5:33.617 B	48.769	1:49.883	2:54.965	239.6	26:47.188								
5	1	9:01.407	4:09.590	1:51.449	3:00.368	235.0	35:48.595								
6	1	4:44.199	45.222	1:45.965	2:13.012	237.0	40:32.794								
7	1	5:47.168 B	53.982	2:20.218	2:32.968	129.9	46:19.962								

74		FERRARI 512 S 1970 TSRC24 1. Pierre MELLINGER 2. Tommaso GELMINI													
1	1	5:56.896	1:00.265	2:12.729	2:43.902	146.3	8:21.622								
2	1	5:46.259	55.875	2:11.092	2:39.292	156.1	14:07.881								
3	1	5:30.779	53.018	2:07.145	2:30.616	153.0	19:38.660								
4	1	6:00.282	49.502	2:01.380	3:09.400	180.9	25:38.942								
5	1	5:29.871	54.926	2:00.502	2:34.443	176.8	31:08.813								
6	1	5:31.061	51.807	2:01.315	2:37.939	165.8	36:39.874								
7	1	5:19.765	50.396	2:01.412	2:27.957	166.6	41:59.639								
8	1	5:21.954	49.775	1:59.104	2:33.075	175.9	47:21.593								
9	1	5:21.229	50.582	2:01.935	2:28.712	166.3	52:42.822								

75		PORSCHE 908/2 1969 TSRC17 1. Robert FINK													
1	1	5:35.309	57.238	2:06.951	2:31.120	144.3	7:29.163								
2	1	5:31.287	52.450	2:08.358	2:30.479	214.2	13:00.450								
3	1	5:21.217	52.091	2:01.232	2:27.894	182.4	18:21.667								
4	1	6:23.339	51.762	2:07.071	3:24.506	139.9	24:45.006								
5	1	5:49.329 B	52.969	1:58.403	2:57.957	189.4	30:34.335								
6	1	7:01.136	2:29.202	1:55.553	2:36.381	212.6	37:35.471								
7	1	5:19.185	50.474	1:56.710	2:32.001	178.2	42:54.656								
8	1	5:08.614	48.954	1:55.512	2:24.148	203.8	48:03.270								
9	1	5:10.154	50.384	1:55.342	2:24.428	204.2	53:13.424								

76		ALPINE RENAULT A 210 1966 TSRC15 1. Gaby VON OPPENHEIM 2. Andreas MIDDENDORF													
1	1	6:18.559	1:06.464	2:27.595	2:44.500	135.9	8:22.928								
2	1	5:20.548	48.943	2:03.119	2:28.486	224.4	13:43.476								
3	1	5:08.446	49.302	1:55.794	2:23.350	219.8	18:51.922								
4	1	6:21.480 B	50.513	1:58.240	3:32.727	200.8	25:13.402								
5	1	9:41.317	4:38.809	2:06.952	2:55.556	197.9	34:54.719								
6	1	5:21.754	51.037	1:58.518	2:32.199	213.4	40:16.473								
7	1	5:28.277	58.920	2:01.173	2:28.184	198.3	45:44.750								
8	1	5:20.864	53.441	1:58.844	2:28.579	208.5	51:05.614								

78		CHEVRON B19 FVC 1971 TSRC22 1. Andrew KIRKALDY 2. Ross HYETT													
1	1	5:23.080	57.388	2:02.290	2:23.402	191.0	7:16.004								
2	1	5:00.597	46.776	1:52.277	2:21.544	237.5	12:16.601								
3	1	4:50.865	46.226	1:47.042	2:17.597	232.0	17:07.466								
4	1	4:54.852	46.765	1:49.549	2:18.538	214.2	22:02.318								
5	1	5:45.168 B	47.346	1:48.390	3:09.432	240.1	27:47.486								
6	1	8:29.142	4:05.927	1:57.169	2:26.046	252.9	36:16.628								
7	1	4:20.249	40.374	1:39.482	2:00.393	267.1	40:36.877								
8	1	4:57.842 B	43.471	1:50.092	2:24.279	202.7	45:34.719								

79		CHEVROLET Corvette C3 1971 GTS22 1. Marc GODFROY													
1	1	6:06.181	1:09.513	2:22.154	2:34.514	141.0	7:42.871								
2	1	5:09.873	48.496	1:58.328	2:23.049	201.6	12:52.744								
3	1	4:58.596	47.801	1:51.823	2:18.972	237.5	17:51.340								
4	1	4:59.357	48.464	1:52.208	2:18.685	176.5	22:50.697								
5	1	5:25.826 B	48.836	1:49.929	2:47.061	228.1	28:16.523								
6	1	7:37.150	3:01.673	1:51.825	2:43.652	210.1	35:53.673								
7	1	4:54.405	48.532	1:48.644	2:17.229	231.5	40:48.078								
8	1	4:58.332	47.040	1:54.644	2:16.648	139.7	45:46.410								
9	1	4:53.398	48.155	1:49.251	2:15.992	237.0	50:39.808								

80		CHEVRON B16 FVC 1970 TSRC22 1. Jean-Pierre CASZALOT 2. Alexandre CASZALOT													
1	1	5:57.585	58.184	2:16.791	2:42.610	167.3	6:10.463								
2	1	5:38.917	53.395	2:11.435	2:34.087	183.6	11:49.380								
3	1	5:34.140	51.512	2:07.831	2:34.797	159.0	17:23.520								
4	1	5:55.585 B	50.373	2:08.708	2:56.504	168.1	23:19.105								



Le Point



ARTCURIAL // Motorcars

