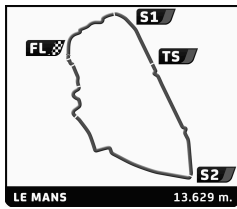




6-7-8 | 20 JUILLET | 18



PLATEAU 4 - GRID 4 LE MANS CLASSIC 2018 RACE 2

Sector Analysis

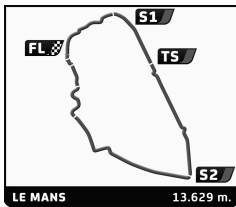
Personal Best Session Best B Crossing the finish line in pit lane

Lap	D	Time	Sector 1	Sector 2	Sector 3	T. Spd	Elapsed	Lap	D	Time	Sector 1	Sector 2	Sector 3	T. Spd	Elapsed
1								FERRARI 275 GTB 1966 GTS12							
1. Laurent DESPLACES								1. David HART							
2. Jean-Luc BOIS								FORD GT40 MK1 1965 GTP12							
1	1	6:09.278	1:20.798	2:08.706	2:39.774	189.0	6:09.278	1	1	4:38.846	48.568	1:40.264	2:10.014	251.8	4:38.846
2	1	5:49.294	51.080	2:07.721	2:47.493	189.7	11:58.572	2	1	4:36.078	44.920	1:41.501	2:09.657	235.5	9:14.924
3	1	6:03.953	B 56.235	2:11.177	2:56.541	190.3	18:02.525	3	1	4:36.565	44.926	1:41.611	2:10.028	242.8	13:51.489
4	1	8:40.392	B 2:58.940	2:27.934	3:13.518	152.6	26:42.917	4	1	4:34.452	45.533	1:40.194	2:08.725	242.3	18:25.941
2								SHELBY Cobra 289 1965 GTS12							
1. Michael HINDERER								9							
2. Peter HINDERER								RENE BONNET Djet 1964 GT8							
1	1	5:30.850	1:04.289	1:55.611	2:30.950	213.0	5:30.850	1	1	7:38.264	1:49.500	2:37.875	3:10.889	161.9	7:38.264
2	1	5:20.811	51.235	1:57.963	2:31.613	208.9	10:51.661	2	1	6:55.059	1:05.070	2:36.947	3:13.042	174.0	14:33.323
3	1	5:20.069	51.572	1:58.228	2:30.269	194.4	16:11.730	3	1	6:53.968	B 1:04.349	2:37.182	3:12.437	173.2	21:27.291
4	1	5:26.056	B 52.584	1:56.716	2:36.756	199.7	21:37.786	4	1	8:17.753	2:39.337	2:32.910	3:05.506	171.8	29:45.044
5	1	7:28.069	2:54.236	2:01.684	2:32.149	169.7	29:05.855	5	1	6:58.616	1:02.194	2:31.003	3:25.419	177.4	36:43.660
6	1	5:23.401	51.924	1:59.592	2:31.885	180.3	34:29.256								
4								FERRARI 250 LM 1964 GTP12							
1. Clive JOY								10							
2. Spencer TRENER								SHELBY Cobra 289 1964 GTS12							
1	1	5:21.030	58.884	1:56.689	2:25.457	198.7	5:21.030	1	1	5:40.001	B 1:00.589	1:59.071	2:40.341	221.6	5:40.001
2	1	5:13.133	49.804	1:57.601	2:25.728	208.1	10:34.163								
3	1	5:09.573	48.817	1:55.839	2:24.917	209.7	15:43.736								
4	1	5:19.395	B 49.090	1:55.708	2:34.597	191.3	21:03.131								
5	1	6:44.318	2:26.868	1:55.194	2:22.256	208.1	27:47.449								
6	1	5:18.111	48.323	2:05.490	2:24.298	211.7	33:05.560								
5								SHELBY Mustang 350 GT 1965 GTS12							
1. Remo LIPS								11							
1	1	5:45.427	1:20.847	1:58.056	2:26.524	200.5	5:45.427	1	1	5:59.850	1:17.347	2:03.428	2:39.075	182.7	5:59.850
2	1	5:06.624	51.532	1:50.319	2:24.773	217.2	10:52.051	2	1	5:39.132	53.825	2:05.404	2:39.903	197.9	11:38.982
3	1	5:00.763	48.586	1:49.148	2:23.029	229.5	15:52.814	3	1	5:31.346	54.136	2:04.574	2:32.636	209.7	17:10.328
4	1	5:06.861	B 49.080	1:50.785	2:26.996	227.2	20:59.675	4	1	5:37.113	B 51.392	2:02.458	2:43.263	193.4	22:47.441
5	1	6:21.457	2:11.719	1:49.675	2:20.063	234.5	27:21.132	5	1	6:59.739	2:20.094	2:03.906	2:35.739	184.6	29:47.180
6	1	4:56.650	48.097	1:49.850	2:18.703	213.0	32:17.782	6	1	5:47.542	53.458	2:06.769	2:47.315	194.8	35:34.722
7	1	6:54.051	47.933	1:52.292	4:13.826	230.0	39:11.833								
6								JAGUAR Type E 3,8L 1962 GTS12							
1. Olivier CAZALIERES								12							
2. Antoine CAZALIERES								JAGUAR Type E 3,8L 1962 GTS12							
1	1	5:44.104	1:06.503	2:04.233	2:33.368	182.7	5:44.104	1	1	5:47.064	1:19.012	1:59.203	2:28.849	186.5	5:47.064
2	1	5:26.388	53.649	2:02.993	2:29.746	196.2	11:10.492	2	1	5:10.830	51.145	1:56.595	2:23.090	202.0	10:57.894
3	1	5:17.148	49.955	1:59.761	2:27.432	199.0	16:27.640	3	1	5:04.014	48.426	1:51.707	2:23.881	201.2	16:01.908
4	1	5:24.356	B 50.093	1:59.746	2:34.517	194.1	21:51.996	4	1	5:03.033	48.872	1:52.352	2:21.809	192.7	21:04.941
5	1	7:15.540	2:40.331	2:04.241	2:30.968	180.3	29:07.536	5	1	5:14.237	B 48.753	1:53.111	2:32.373	185.8	26:19.178
6	1	5:22.019	51.341	2:03.289	2:27.389	183.9	34:29.555	6	1	7:01.022	2:34.929	2:03.368	2:22.725	191.3	33:20.200
								7	1	6:33.905	49.486	2:28.280	3:16.139	185.8	39:54.105
7								SHELBY Cobra 289 1963 GTS12							
1. Ludovic CARON								14							
1	1	4:51.662	52.431	1:45.513	2:13.718	237.5	4:51.662	1	1	5:05.688	55.305	1:50.785	2:19.598	222.1	5:05.688
2	1	4:48.263	46.786	1:46.055	2:15.422	231.5	9:39.925	2	1	4:57.720	47.875	1:49.032	2:20.813	220.7	10:03.408
3	1	4:49.302	47.334	1:46.503	2:15.465	252.3	14:29.227	3	1	5:01.545	48.144	1:49.978	2:23.423	227.6	15:04.953
4	1	4:55.379	B 47.221	1:47.853	2:20.305	208.5	19:24.606	4	1	5:05.583	B 48.567	1:50.930	2:26.086	218.1	20:10.536
5	1	6:20.484	2:16.828	1:46.312	2:17.344	243.9	25:45.090	5	1	6:45.086	2:26.788	1:55.618	2:22.680	228.6	26:55.622
6	1	4:50.324	47.125	1:47.140	2:16.059	239.1	30:35.414	6	1	5:04.995	48.509	1:52.375	2:24.111	196.2	32:00.617
7	1	4:54.819	47.114	1:47.816	2:19.889	235.0	35:30.233	7	1	7:04.304	48.606	1:50.073	4:25.625	216.8	39:04.921
8								BIZZARRINI 5300 GT 1965 GTS12							
1. Jean-Pierre LECOUCO								15							
1	1	5:37.345	1:05.061	2:01.572	2:30.712	181.2	5:37.345	1	1	5:05.688	55.305	1:50.785	2:19.598	222.1	5:05.688





6-7-8 | 20
JUILLET | 18



PLATEAU 4 - GRID 4
LE MANS CLASSIC 2018
RACE 2

Sector Analysis

Personal Best Session Best B Crossing the finish line in pit lane

Table with 11 columns: Lap, D, Time, Sector 1, Sector 2, Sector 3, T. Spd, Elapsed. Contains race data for multiple drivers.

Driver 16: JAGUAR Type E 3,8L 1961. 1. Alexis de BEAUMONT, 2. John BUSSELL. Lap times and sector data.

Driver 23: JAGUAR Type E 3,8L 1964. 1. Frédéric LEMOS, 2. Adriano NICODENI. Lap times and sector data.

Driver 17: FORD GT40 MK1 1965. 1. Shaun LYNN. Lap times and sector data.

Driver 24: PORSCHE 911 2,0L 1965. 1. Michel SCEMAMA. Lap times and sector data.

Driver 18: FORD GT 40 Roadster 1965. 1. Rui MACEDO SILVA, 2. Pedro MACEDO SILVA. Lap times and sector data.

Driver 25: ISO A3/C Grito Competizione 1965. 1. Patrick BLAKENEY-EDWAR, 2. Spencer TRENER. Lap times and sector data.

Driver 20: ELVA GT 160 1964. 1. Michael BIRCH, 2. Gareth BURNETT. Lap times and sector data.

Driver 26: JAGUAR Type E 3,8L 1963. 1. Jean-Marc RIVET FUSIL. Lap times and sector data.

Driver 21: FORD GT40 MK1 1965. 1. Roald GOETHE, 2. Stuart HALL. Lap times and sector data.

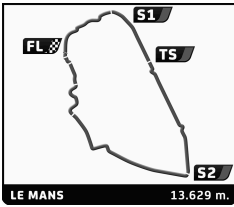
Driver 27: JAGUAR Type E 3,8L 1961. 1. Charlie REMNANT. Lap times and sector data.

Driver 22: FORD GT40 MK1 1964. 1. Richard MEINS. Lap times and sector data.

Driver 29: MG B 1964. 1. Stéphane COLLAS. Lap times and sector data.



6-7-8 | 20 JUILLET | 18



PLATEAU 4 - GRID 4 LE MANS CLASSIC 2018 RACE 2

Sector Analysis

■ Personal Best ■ Session Best B Crossing the finish line in pit lane

Lap	D	Time	Sector 1	Sector 2	Sector 3	T. Spd	Elapsed
3	1	11:13.336	5:59.780	2:22.539	2:51.017	180.0	25:10.984
4	1	6:05.272	56.966	2:20.125	2:48.181	190.3	31:16.256
5	1	7:48.064	56.434	2:21.059	4:30.571	182.1	39:04.320

30		1.Jean Michel GODET 2.Nicolas BERTHY						MG B 1965 GTS11
1	1	6:30.073	1:25.298	2:17.742	2:47.033	205.8	6:30.073	
2	1	5:54.013	55.456	2:12.930	2:45.627	204.6	12:24.086	
3	1	5:53.361	55.467	2:12.772	2:45.122	204.2	18:17.447	
4	1	6:02.740	55.976	2:14.594	2:52.170	189.4	24:20.187	
5	1	8:00.828	2:59.786	2:17.079	2:43.963	188.4	32:21.015	
6	1	7:21.122	54.864	2:32.240	3:54.018	199.7	39:42.137	

32		1.Charles de VILLAUCCOURT 2.Ghislain BORRELLY						JAGUAR Type E 3,8L 1963 GTS12
1	1	5:41.796	1:07.115	2:00.779	2:33.902	195.8	5:41.796	
2	1	5:21.345	54.433	1:56.505	2:30.407	206.2	11:03.141	
3	1	5:18.991	52.273	1:56.741	2:29.977	205.0	16:22.132	
4	1	5:25.069	52.321	1:55.933	2:36.815	230.0	21:47.201	
5	1	7:13.826	2:45.914	1:58.320	2:29.592	199.7	29:01.027	
6	1	5:16.925	51.459	1:56.382	2:29.084	195.8	34:17.952	

33		1.Mikaël LOK 2.Mathieu VEDRENNE						JAGUAR Type E 3,8L 1962 GTS12
1	1	6:24.990	1:26.811	2:11.952	2:46.227	174.3	6:24.990	
2	1	5:50.787	55.609	2:12.445	2:42.733	165.0	12:15.777	
3	1	5:53.880	54.633	2:07.778	2:51.469	193.4	18:09.657	
4	1	8:00.024	2:57.334	2:15.969	2:46.721	151.8	26:09.681	
5	1	5:42.037	54.230	2:09.032	2:38.775	183.9	31:51.718	
6	1	7:17.223	53.273	2:06.808	4:17.142	171.0	39:08.941	

34		1.Armand ADRIAANS						SHELBY Mustang 350 GT 1965 GTS12
1	1	5:33.163	1:02.468	1:59.619	2:31.076	203.8	5:33.163	
2	1	5:19.718	51.524	1:57.181	2:31.013	217.2	10:52.881	
3	1	5:11.237	50.836	1:55.642	2:24.759	203.8	16:04.118	
4	1	5:15.995	50.056	1:54.107	2:31.832	205.4	21:20.113	
5	1	6:41.195	2:18.338	1:57.493	2:25.364	195.1	28:01.308	
6	1	5:20.083	49.941	2:02.389	2:27.753	191.7	33:21.391	
7	1	6:33.282	50.599	2:27.021	3:15.662	197.2	39:54.673	

35		1.Marc DONCIEUX						FORD GT40 MKII 1966 GTP17
1	1	5:14.263	56.983	1:51.182	2:26.098	227.2	5:14.263	
2	1	5:00.504	47.613	1:50.863	2:22.028	241.7	10:14.767	
3	1	4:55.733	48.819	1:49.083	2:17.831	251.2	15:10.500	
4	1	5:18.439	48.537	1:50.576	2:39.326	228.6	20:28.939	
5	1	6:19.258	2:10.601	1:50.391	2:18.266	213.0	26:48.197	

36		1.Akira SUGAHARA 2.Takahiro MORIMASA						ABARTH 1300 OT 1965 GTS9
1	1	7:10.886	1:42.505	2:29.741	2:58.640	162.1	7:10.886	
2	1	6:44.789	1:00.780	2:32.447	3:11.562	168.4	13:55.675	

37		1.Jean-Pierre PREVOT 2.Christian CHAMBORD						ALPINE RENAULT A110 1300S 1968 GTS19
1	1	6:27.172	1:24.329	2:15.106	2:47.737	185.5	6:27.172	
2	1	5:56.488	55.422	2:14.165	2:46.901	168.6	12:23.660	
3	1	5:53.110	55.377	2:12.155	2:45.578	185.2	18:16.770	
4	1	6:01.014	B	55.027	2:13.976	2:52.011	183.0	24:17.784
5	1	7:45.629	2:31.020	2:19.580	2:55.029	169.9	32:03.413	
6	1	7:50.070	56.879	2:43.325	4:09.866	171.5	39:53.483	

38		1.Damien KOHLER						LOTUS Elan 1965 GTS10
1	1	5:42.430	1:07.804	2:01.311	2:33.315	206.9	5:42.430	
2	1	5:27.564	52.262	2:01.372	2:33.930	210.9	11:09.994	
3	1	5:23.191	53.030	2:00.326	2:29.835	214.7	16:33.185	
4	1	5:39.443	B	51.790	2:10.793	2:36.860	177.7	22:12.628
5	1	6:55.678	2:28.508	1:59.529	2:27.641	214.2	29:08.306	
6	1	5:19.857	51.008	2:00.666	2:28.183	198.3	34:28.163	

39		1.Paul CHELLES 2.Jean Jacques LESAGE						ALPINE RENAULT M 63B 1964 TSRC9
1	1	7:24.884	1:43.928	2:29.326	3:11.630	146.3	7:24.884	
2	1	6:32.237	1:02.689	2:24.344	3:05.204	167.6	13:57.121	
3	1	6:41.462	1:03.167	2:32.406	3:05.889	163.6	20:38.583	
4	1	7:03.386	B	1:03.626	2:27.349	3:32.411	149.5	27:41.969
5	1	8:32.132	2:47.662	2:21.157	3:23.313	159.5	36:14.101	

40		1.Paul STEPHENS 2.Ross HYETT						PORSCHE 911 2,0L 1965 GTS11
1	1	6:02.124	1:19.005	2:06.765	2:36.354	199.4	6:02.124	
2	1	5:35.785	53.065	2:05.565	2:37.155	208.9	11:37.909	
3	1	5:30.143	51.547	2:03.885	2:34.711	227.6	17:08.052	
4	1	5:46.475	B	51.950	2:06.309	2:48.216	222.5	22:54.527
5	1	7:34.117	2:39.073	2:13.010	2:42.034	192.0	30:28.644	
6	1	6:00.467	54.652	2:07.725	2:58.090	184.2	36:29.111	

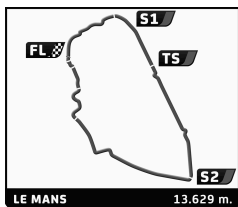
41		1.Thorkild STAMP 2.Casper ELLGAARD		3.Didier DENAT		PORSCHE 904 Carrera GTS 1964 GTP11		
1	1	5:27.357	1:00.233	1:56.996	2:30.128	213.0	5:27.357	
2	1	5:13.042	50.816	1:57.441	2:24.785	230.5	10:40.399	
3	1	5:16.151	B	50.380	1:55.328	2:30.443	215.1	15:56.550
4	1	6:35.457	2:12.734	1:57.688	2:25.035	240.7	22:32.007	
5	1	5:04.499	48.842	1:54.100	2:21.557	238.0	27:36.506	
6	1	5:03.343	48.334	1:54.440	2:20.569	240.7	32:39.849	
7	1	7:00.881	47.687	2:18.091	3:55.103	243.3	39:40.730	

42		1.Romain ROCHER 2.Lionel ROBERT						PORSCHE 906 Carrera 6 1966 TSRC16
1	1	5:26.685	59.245	1:58.553	2:28.887	222.1	5:26.685	
2	1	5:06.044	50.141	1:54.911	2:20.992	229.1	10:32.729	
3	1	4:59.518	47.655	1:53.751	2:18.112	242.8	15:32.247	
4	1	5:07.505	B	47.537	1:52.877	2:27.091	244.4	20:39.752
5	1	6:23.878	2:10.775	1:53.382	2:19.721	238.0	27:03.630	
6	1	4:58.890	47.745	1:52.778	2:18.367	245.0	32:02.520	
7	1	7:03.306	47.154	1:52.672	4:23.480	246.1	39:05.826	





6-7-8 | 20
JUILLET | 18



PLATEAU 4 - GRID 4
LE MANS CLASSIC 2018
RACE 2

Sector Analysis

Personal Best Session Best B Crossing the finish line in pit lane

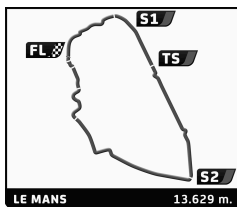
Table with columns: Lap, D, Time, Sector 1, Sector 2, Sector 3, T. Spd, Elapsed. Rows include driver names, car models, and lap times for various race numbers (44, 45, 46, 47, 49, 50, 51, 53, 54, 55, 56, 57, 58).

RICHARD MILLE EFG





6-7-8 | 20 JUILLET | 18



PLATEAU 4 - GRID 4 LE MANS CLASSIC 2018 RACE 2

Sector Analysis

Personal Best Session Best B Crossing the finish line in pit lane

Lap	D	Time	Sector 1	Sector 2	Sector 3	T. Spd	Elapsed	Lap	D	Time	Sector 1	Sector 2	Sector 3	T. Spd	Elapsed
1	1	5:18.544	1:00.846	1:53.699	2:23.999	205.0	5:18.544	3	1	4:35.112	44.907	1:40.725	2:09.480	237.5	13:50.369
2	1	5:05.363	48.905	1:53.590	2:22.868	205.4	10:23.907	4	1	4:34.872	45.898	1:40.529	2:08.445	245.5	18:25.241
3	1	5:04.847	49.247	1:53.309	2:22.291	207.7	15:28.754	5	1	4:44.684	B 45.492	1:43.958	2:15.234	211.7	23:09.925
4	1	5:04.345	48.812	1:53.406	2:22.127	213.4	20:33.099	6	1	6:16.836	2:16.499	1:45.483	2:14.854	250.0	29:26.761
5	1	5:17.250	B 49.425	1:55.051	2:32.774	214.7	25:50.349	7	1	4:41.846	47.240	1:43.480	2:11.126	224.4	34:08.607
6	1	7:42.533	2:33.409	2:20.408	2:48.716	176.2	33:32.882								
7	1	9:54.484	57.302	4:07.814	4:49.368	89.0	43:27.366								

59		SHELBY Cobra 289 1964	
1.Olivier TANCOGNE		GTS12	
2.Vincent NEURISSE			
1	1	5:25.548	59.596 1:56.994 2:28.958 216.4 5:25.548
2	1	5:14.205	50.893 1:56.475 2:26.837 206.2 10:39.753
3	1	5:08.763	50.250 1:53.922 2:24.591 219.4 15:48.516
4	1	5:16.992	B 50.541 1:54.529 2:31.922 234.5 21:05.508
5	1	6:38.809	2:20.622 1:53.408 2:24.779 231.5 27:44.317
6	1	5:20.398	50.419 2:05.641 2:24.338 226.2 33:04.715
7	1	6:38.827	51.174 2:02.370 3:45.283 234.5 39:43.542

60		SHELBY Cobra 289 1964	
1.Ralf HUBER GUTIERREZ		GTS12	
1	1	5:57.065	1:09.816 2:05.429 2:41.820 175.4 5:57.065
2	1	5:43.907	55.736 2:03.927 2:44.244 200.8 11:40.972
3	1	5:59.820	B 55.325 2:06.858 2:57.637 160.9 17:40.792

61		FORD GT40 MK1 1965	
1.Diogo FERRAO		GTP12	
1	1	4:44.553	48.016 1:44.395 2:12.142 228.1 4:44.553
2	1	4:35.233	44.916 1:41.702 2:08.615 227.6 9:19.786
3	1	4:35.961	44.539 1:41.580 2:09.842 223.4 13:55.747
4	1	4:37.971	45.427 1:42.837 2:09.707 223.0 18:33.718
5	1	4:44.188	B 44.985 1:43.363 2:15.840 214.2 23:17.906
6	1	6:09.428	2:12.329 1:44.117 2:12.982 215.5 29:27.334
7	1	4:37.975	47.132 1:42.326 2:08.517 218.5 34:05.309

62		PORSCHE 911 2,0L 1966	
1.Ivan VERCOUTERE		GTS11	
2.Charles RUPP			
1	1	5:54.102	1:15.368 2:03.312 2:35.422 203.1 5:54.102
2	1	5:27.150	52.588 2:01.744 2:32.818 228.6 11:21.252
3	1	5:21.712	51.634 2:00.831 2:29.247 219.8 16:42.964
4	1	5:27.779	B 51.453 2:02.031 2:34.295 227.2 22:10.743
5	1	6:51.167	2:18.956 2:01.644 2:30.567 223.4 29:01.910
6	1	5:22.574	51.169 2:01.606 2:29.799 210.5 34:24.484

63		MG B 1963	
1.Jérôme BARRE		GTS11	
2.Frédéric BERCHOTT			
1	1	7:11.453	1:39.009 2:30.030 3:02.414 165.8 7:11.453
2	1	6:29.137	1:03.365 2:27.720 2:58.052 166.8 13:40.590
3	1	6:50.274	B 1:01.665 2:26.670 3:21.939 181.2 20:30.864
4	1	8:54.262	3:36.110 2:22.062 2:56.090 185.2 29:25.126
5	1	6:21.418	1:00.653 2:20.556 3:00.209 175.1 35:46.544

64		FORD GT 40 1965	
1.James COTTINGHAM		GTP12	
2.Joe TWYMAN			
1	1	4:39.250	46.525 1:42.718 2:10.007 231.0 4:39.250
2	1	4:36.007	45.061 1:41.449 2:09.497 219.8 9:15.257

65		PORSCHE 904 Carrera GTS 1964	
1.Carlos BELTRAN ANDREU		GTP11	
2.Stéphane ORTELLI			
1	1	6:02.866	1:18.609 2:07.820 2:36.437 199.0 6:02.866
2	1	5:35.850	52.715 2:06.295 2:36.840 208.1 11:38.716
3	1	5:25.927	51.952 2:04.392 2:29.583 202.7 17:04.643
4	1	5:38.021	B 51.630 2:06.991 2:39.400 189.0 22:42.664
5	1	7:08.223	2:26.807 2:07.472 2:33.944 189.7 29:50.887
6	1	5:34.587	52.390 2:05.374 2:36.823 199.4 35:25.474

66		PORSCHE 904 Carrera GTS 1964	
1.Afschin FATEMI		GTP11	
1	1	5:45.373	1:05.770 2:03.694 2:35.909 197.2 5:45.373
2	1	5:25.945	53.326 2:03.192 2:29.427 222.1 11:11.318
3	1	5:19.569	51.084 1:59.889 2:28.596 224.8 16:30.887
4	1	5:23.614	B 50.277 1:58.410 2:34.927 226.2 21:54.501
5	1	6:42.709	2:16.120 1:59.795 2:26.794 230.0 28:37.210
6	1	5:20.955	51.114 2:00.312 2:29.529 213.4 33:58.165

67		LOTUS Elan 26R 1964	
1.Grant TROMANS		GTS10	
2.Marek REICHMAN		3.Richard MEADEN	
1	1	5:38.203	1:15.184 1:56.254 2:26.765 231.5 5:38.203
2	1	5:11.299	50.540 1:55.563 2:25.196 238.0 10:49.502
3	1	5:11.275	49.096 1:55.802 2:26.377 231.5 16:00.777

68		LOTUS Elan 1965	
1.Nick PINK		GTS10	
2.Chris FOX			
1	1	6:00.363	1:16.007 2:06.538 2:37.818 189.0 6:00.363
2	1	5:35.377	53.647 2:03.806 2:37.924 196.9 11:35.740
3	1	5:28.397	53.011 2:01.130 2:34.256 210.9 17:04.137
4	1	5:46.529	B 53.466 2:03.854 2:49.209 196.5 22:50.666
5	1	7:07.061	2:33.888 2:01.825 2:31.348 203.8 29:57.727
6	1	5:26.084	51.601 2:00.172 2:34.311 201.6 35:23.811

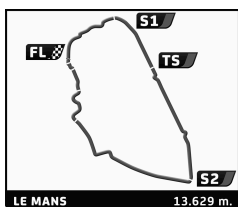
69		MG B 1963	
1.Malik KINDE		GTS11	
1	1	7:15.537	7:15.537
2	1	6:12.857	13:28.394
3	1	6:25.451	B 19:53.845
4	1	7:52.878	27:46.723

70		SHELBY Cobra 289 1963	
1.Erwin FRANCE		GTS12	
1	1	4:55.729	52.792 1:47.107 2:15.830 237.0 4:55.729
2	1	4:50.835	46.635 1:47.678 2:16.522 251.2 9:46.564
3	1	4:52.086	47.850 1:47.978 2:16.258 236.0 14:38.650
4	1	5:02.383	48.196 1:58.304 2:15.883 221.2 19:41.033
5	1	4:57.359	B 46.743 1:50.175 2:20.441 213.0 24:38.392
6	1	6:15.225	2:14.406 1:46.560 2:14.259 232.0 30:53.617
7	1	5:00.310	46.641 1:46.914 2:26.755 227.2 35:53.927





6-7-8 | 20 JUILLET | 18



PLATEAU 4 - GRID 4 LE MANS CLASSIC 2018 RACE 2

Sector Analysis

Personal Best Session Best B Crossing the finish line in pit lane

Lap	D	Time	Sector 1	Sector 2	Sector 3	T. Spd	Elapsed	Lap	D	Time	Sector 1	Sector 2	Sector 3	T. Spd	Elapsed
71 1.Charles FIRMENICH SHELBY Cobra 289 1964 GTS12								6	1	4:54.968	48.347	1:48.744	2:17.877	229.5	31:40.860
								7	1	6:13.623	47.691	1:50.901	3:35.031	212.6	37:54.483
1	1	5:26.876	1:01.718	1:56.460	2:28.698	216.4	5:26.876	1	1	7:10.727	1:37.702	2:30.130	3:02.895	162.8	7:10.727
2	1	5:13.630	50.412	1:56.434	2:26.784	215.9	10:40.506	2	1	6:26.746	1:01.952	2:27.811	2:56.983	158.6	13:37.473
3	1	5:11.443	49.907	1:55.925	2:25.611	220.3	15:51.949	3	1	6:50.497 B	1:00.336	2:28.650	3:21.511	153.7	20:27.970
4	1	5:18.839 B	50.633	1:55.582	2:32.624	200.1	21:10.788	4	1	8:19.684	2:56.611	2:25.298	2:57.775	175.1	28:47.654
5	1	6:31.043	2:11.729	1:56.328	2:22.986	231.5	27:41.831	5	1	6:20.861	59.671	2:26.698	2:54.492	152.2	35:08.515
6	1	5:16.929	49.618	2:04.385	2:22.926	206.2	32:58.760								
7	1	6:43.852	49.305	2:05.049	3:49.498	228.1	39:42.612								
73 1.Michel LECOURT SHELBY Cobra 289 1964 GTS12															
2.Raymond NARAC															
1	1	5:13.960	55.785	1:53.638	2:24.537	208.9	5:13.960								
2	1	5:03.246	49.772	1:53.551	2:19.923	227.6	10:17.206								
3	1	5:00.855	48.048	1:52.146	2:20.661	229.5	15:18.061								
4	1	5:13.774 B	47.948	1:53.876	2:31.950	231.0	20:31.835								
5	1	6:31.456	2:19.319	1:51.346	2:20.791	224.8	27:03.291								
6	1	4:57.843	47.481	1:50.463	2:19.899	241.2	32:01.134								
7	1	7:03.209	47.239	1:49.814	4:26.156	239.1	39:04.343								
74 1.Pierre MELLINGER ALFA ROMEO Giulia TZ 1965 GTS10															
2.Tommaso GELMINI															
1	1	6:47.650	1:31.494	2:23.264	2:52.892	157.9	6:47.650								
2	1	6:17.246	1:01.043	2:20.587	2:55.616	174.5	13:04.896								
3	1	6:12.074	59.523	2:21.777	2:50.774	174.0	19:16.970								
4	1	6:19.090 B	59.414	2:18.666	3:01.010	159.3	25:36.060								
5	1	8:05.398	2:46.278	2:28.332	2:50.788	162.6	33:41.458								
6	1	9:46.560	56.508	4:00.927	4:49.125	91.7	43:28.018								
76 1.Adam LINDEMANN SHELBY Mustang 350 GT 1965 GTS12															
2.Jim PACE															
1	1	5:24.738	59.885	1:56.234	2:28.619	210.5	5:24.738								
2	1	5:14.324	50.958	1:56.711	2:26.655	203.1	10:39.062								
3	1	5:12.290	50.101	1:55.912	2:26.277	203.5	15:51.352								
4	1	5:11.690	50.045	1:55.374	2:26.271	202.7	21:03.042								
5	1	5:19.870 B	50.347	1:55.627	2:33.896	188.1	26:22.912								
6	1	8:42.479	3:56.457	2:05.266	2:40.756	174.5	35:05.391								
77 1.Jean-François RENAULT JAGUAR Type E 3.8L 1964 GTS12															
2.Richard RENAULT															
1	1	5:44.472	1:10.061	2:00.977	2:33.434	196.5	5:44.472								
2	1	5:26.031	53.455	1:58.777	2:33.799	204.2	11:10.503								
3	1	5:18.163	51.223	1:59.081	2:27.859	199.4	16:28.666								
4	1	5:15.887	50.180	1:59.215	2:26.492	196.9	21:44.553								
5	1	5:18.485	51.418	1:58.018	2:29.049	197.2	27:03.038								
6	1	5:29.478 B	50.863	2:02.603	2:36.012	218.1	32:32.516								
78 1.Frédéric JOUSSET SHELBY COBRA 289 1965 GTS12															
1	1	5:12.346	56.581	1:49.972	2:25.793	231.0	5:12.346								
2	1	5:01.718	48.805	1:50.425	2:22.488	251.8	10:14.064								
3	1	4:58.732	49.248	1:50.270	2:19.214	248.3	15:12.796								
4	1	5:12.615 B	47.936	1:49.836	2:34.843	226.2	20:25.411								
5	1	6:20.481	2:11.840	1:49.531	2:19.110	223.9	26:45.892								